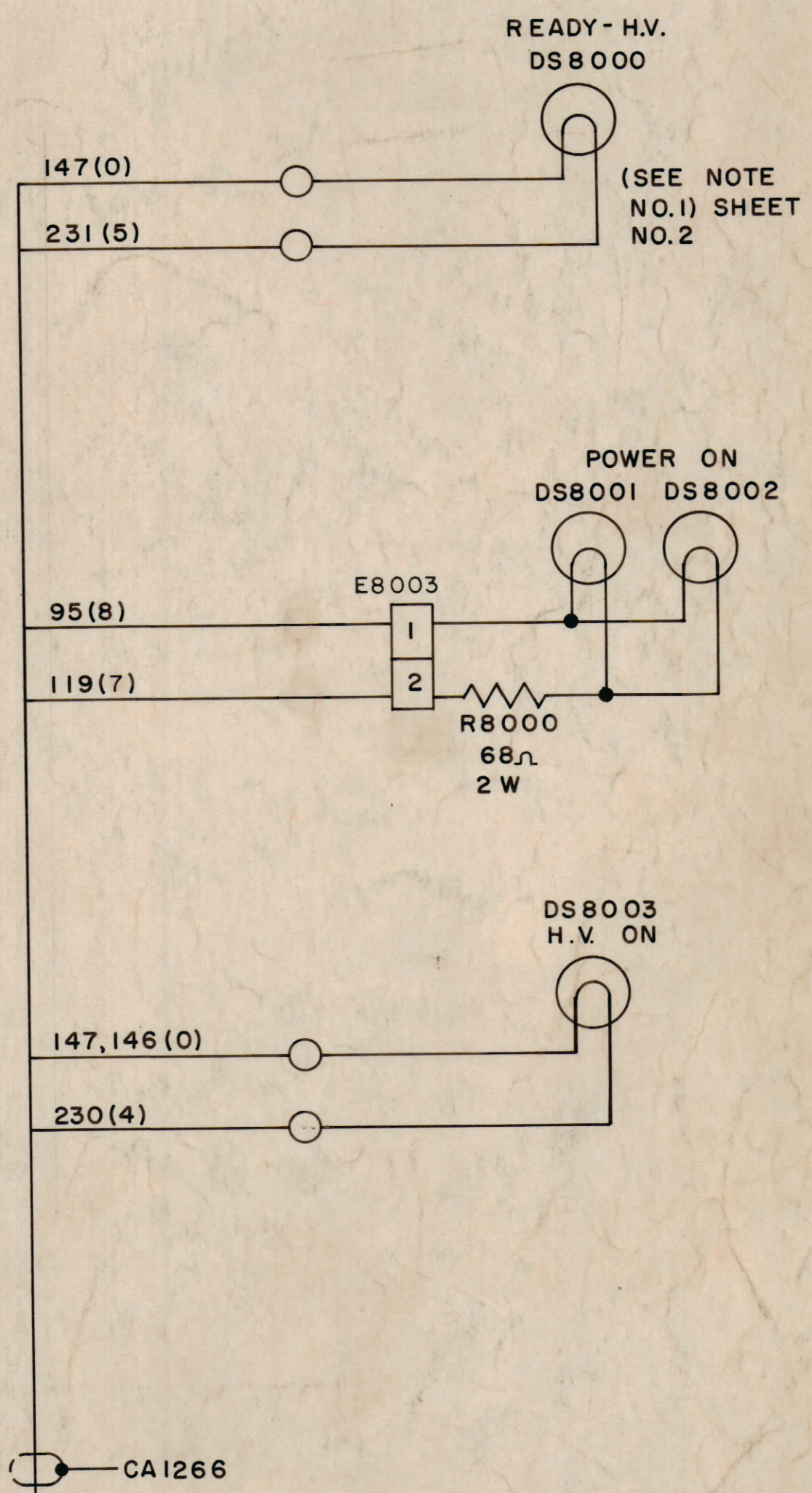
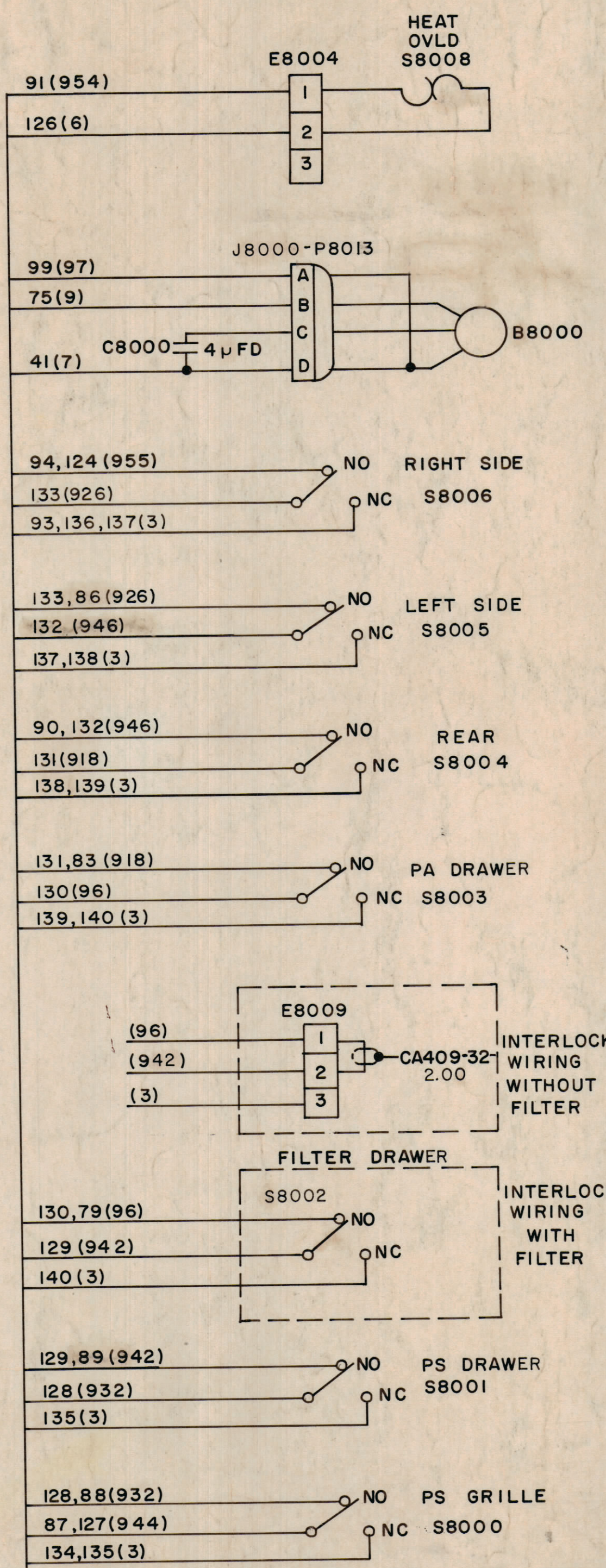
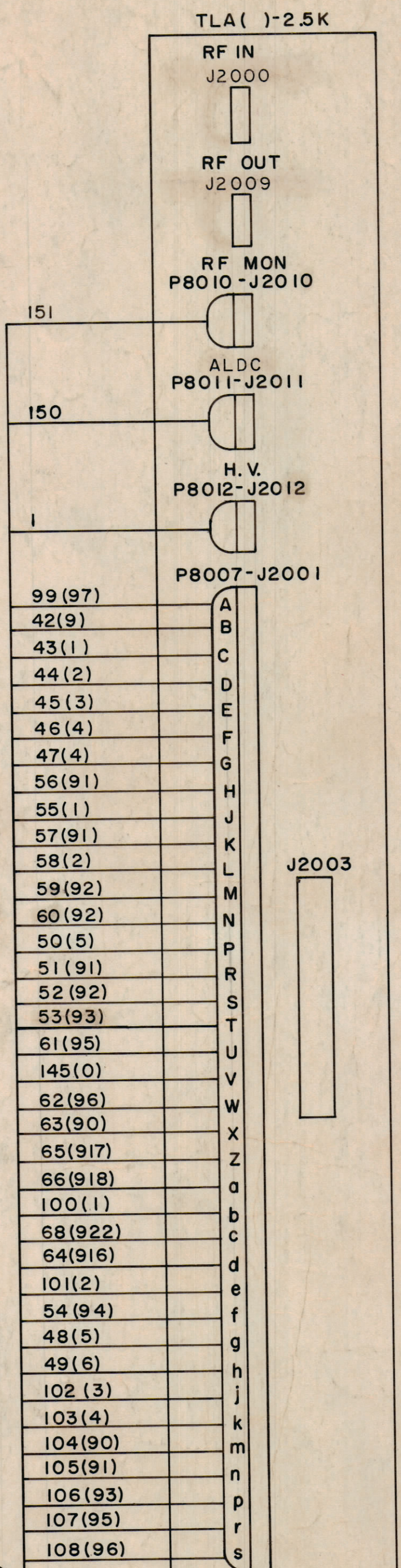
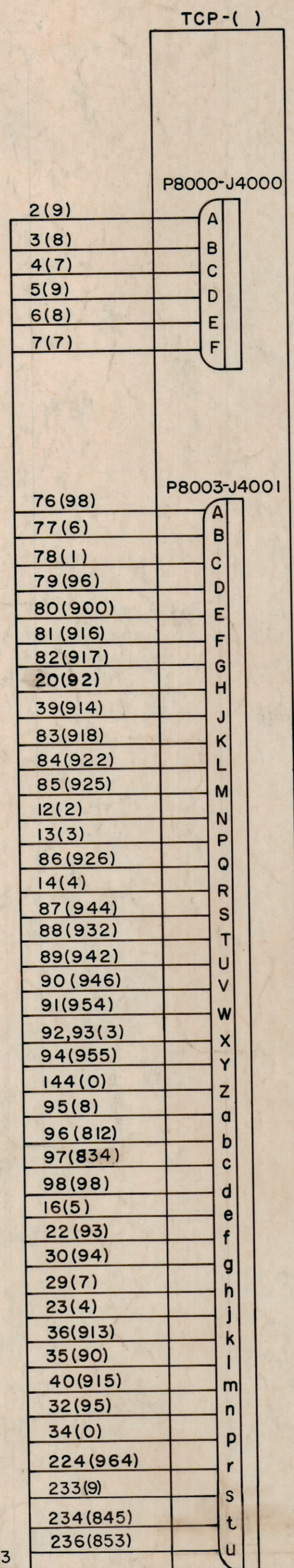
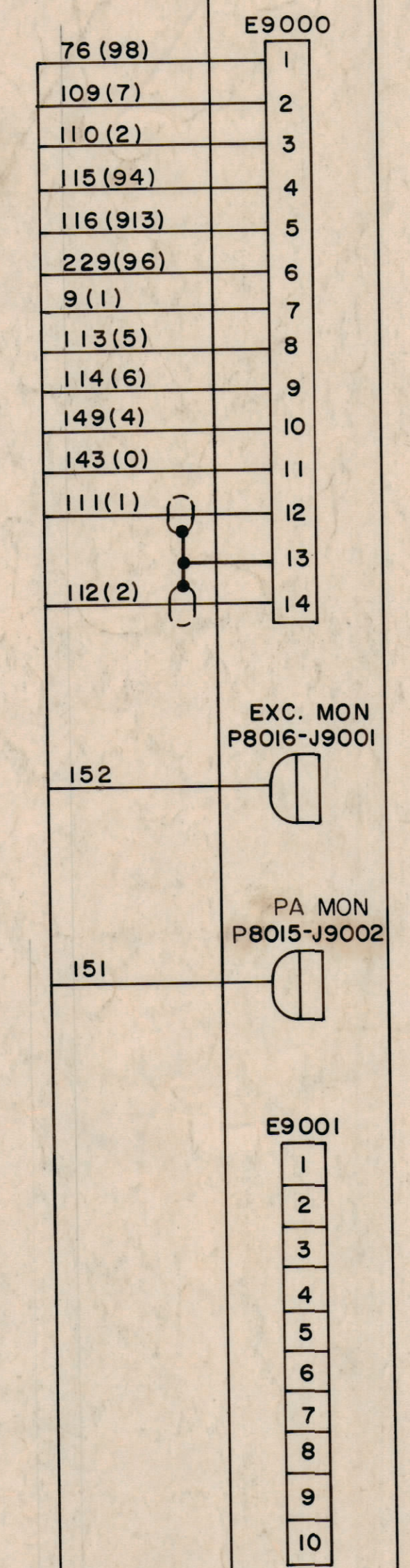


REVISIONS						
ZONE	LTR	DESCRIPTION	DATE	E.M.N.NO.	DRAFT	CHKD
X		EXP. RELEASE	9/26/68			
B		ORIGINAL RELEASE FOR PROD.	7/1/68			

AS REQ { AX633  
AX646  
AX647 ALARM

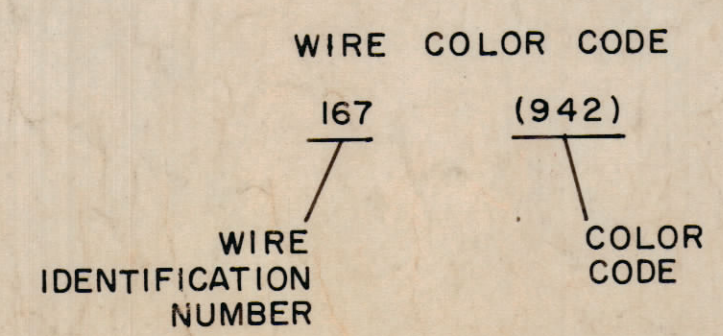


229,152,149,116  
115,114,113,112  
111,110,109,9

236,234,233  
224,98,97,96,92,85,84  
82,81,80,78,77,76,40,39  
36,35,34,32,30,29,23,22  
20,16,14,13,12,7,6,5,4,3,2

151,150  
145,108,107,106  
105,104,103,102  
101,100,68,66,65  
64,63,62,61,60,59  
58,57,56,55,54,53  
52,51,50,49,48,47  
46,45,44,43,42,1

136,134,127,126,124,99,94,93  
91,90,89,88,87,86,83,79,75,41



1	GPTA-2.5 JD/50	RAK 110-23D
QTY / UNIT	MODEL USED ON	ASS'Y NO.
APPLICATION		
CODE		
MATERIAL		
FINISH		

UNLESS OTHERWISE SPECIFIED DIMENSIONS ARE IN INCHES AND INCLUDE CHEMICALLY APPLIED OR PLATED FINISHES

TOLERANCES ON  
DECIMALS .X ± .05  
          .XX ± .01  
          .XXX ± .005

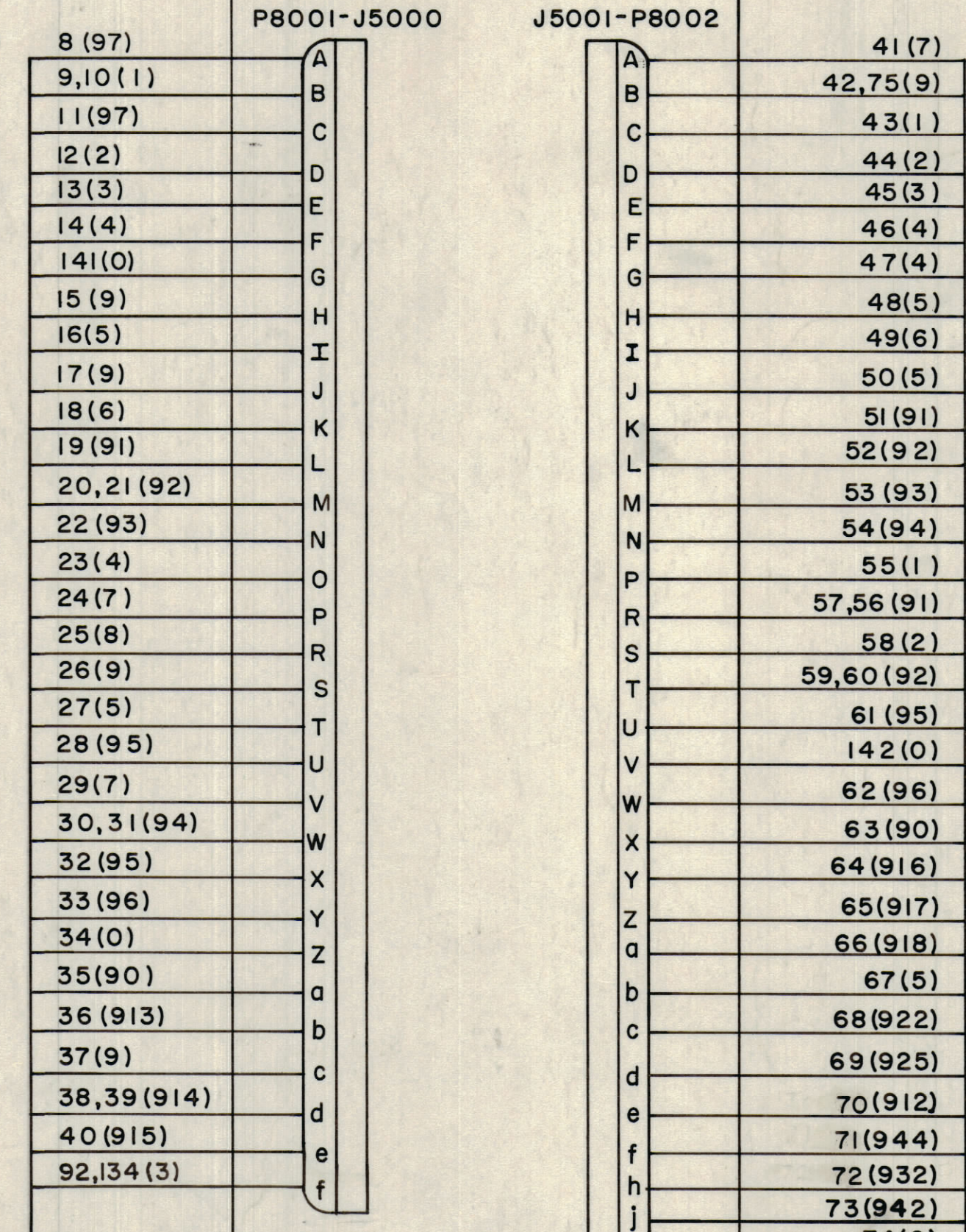
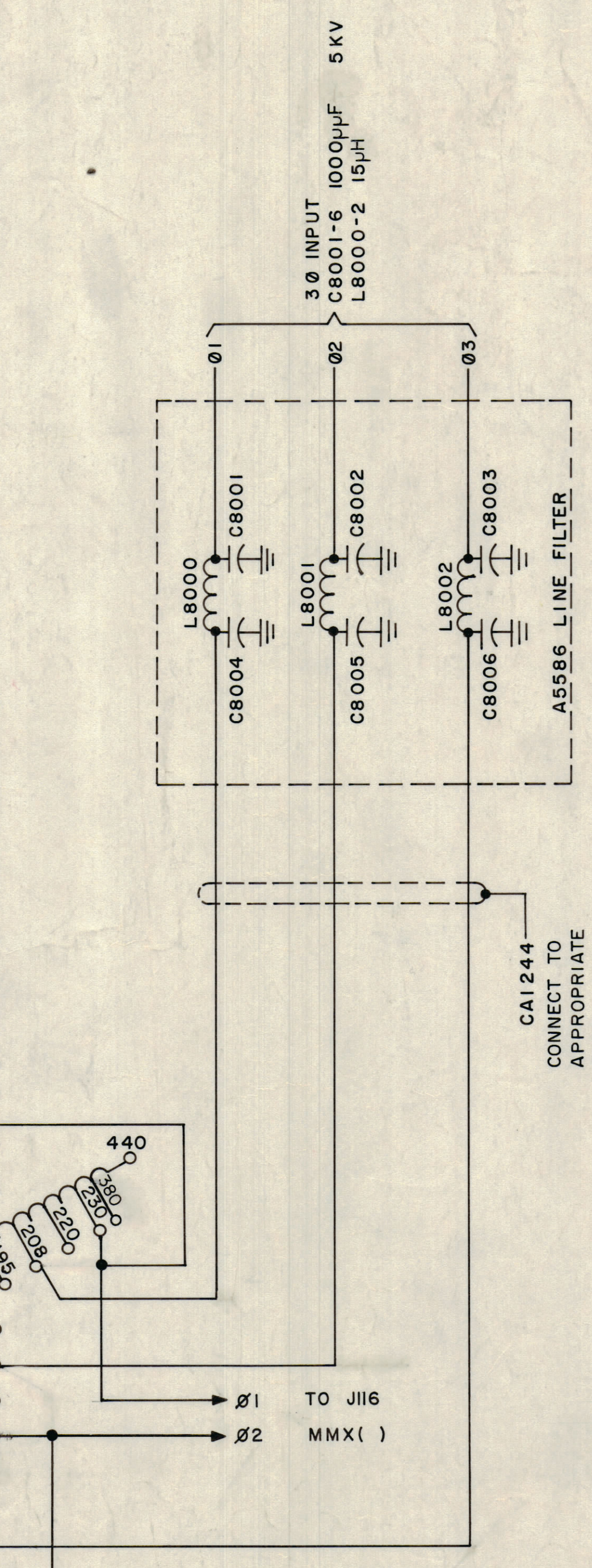
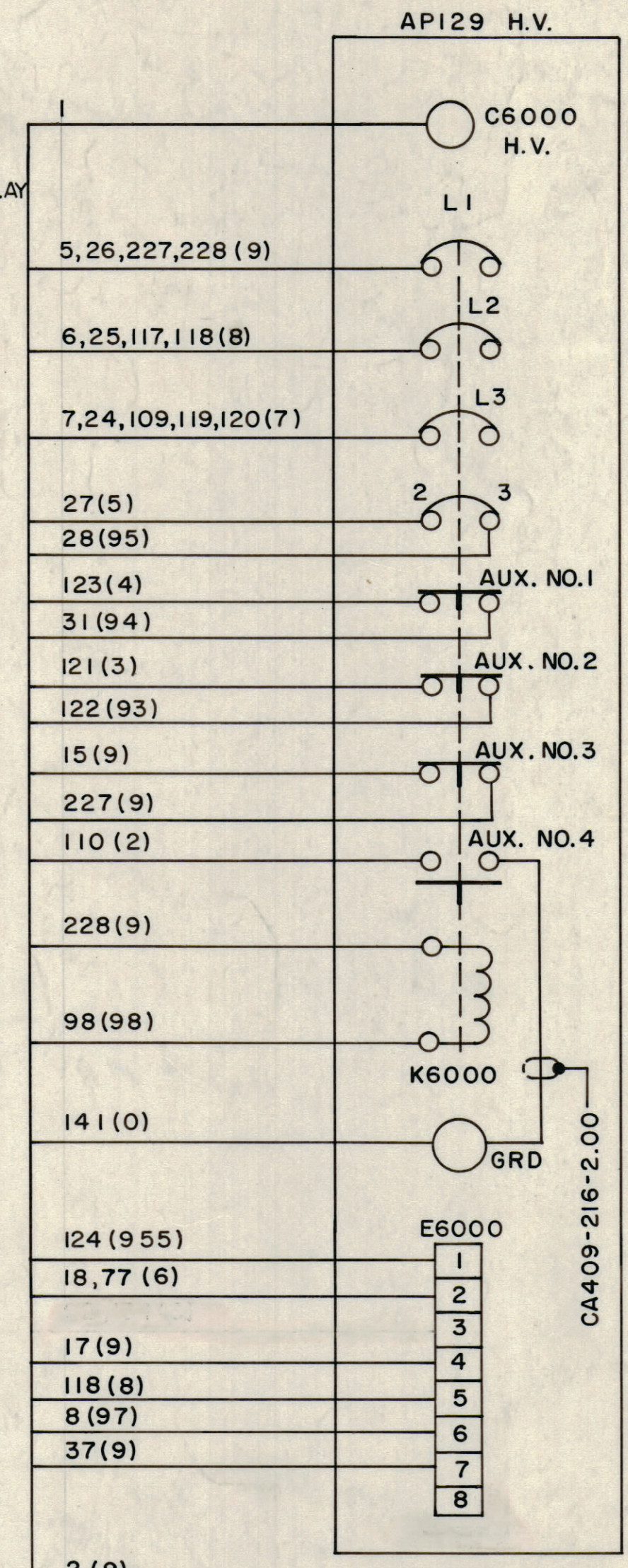
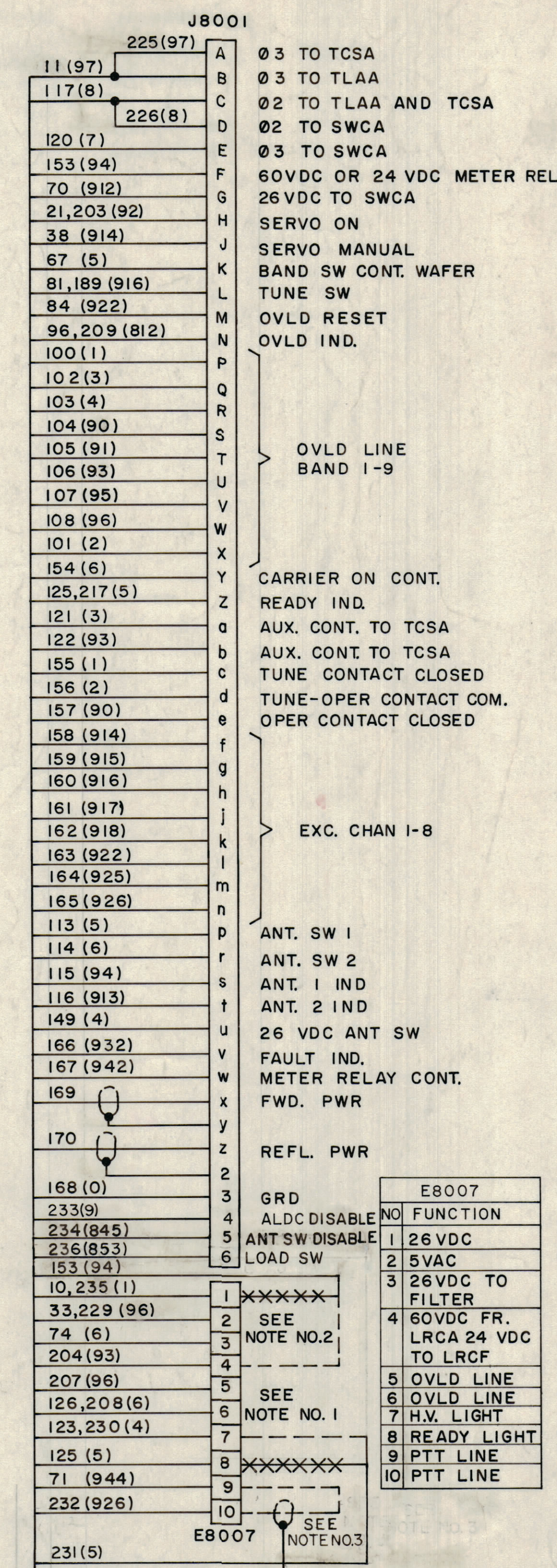
FRACTIONS ± 1/64  
ANGLES ± 0°-30'

QTY. REQ.	ITEM	PART NO.	DESCRIPTION	SYMBOL
F. BUDETTI LIST OF MATERIAL				
THE TECHNICAL MATERIEL CORP. MAMARONECK, NEW YORK				
DIAGRAM, WIRING				
SIZE		CODE IDENT. NO.	DWG NO.	ISSUE
D		82679	CK 1543	
SCALE: NONE				SHEET 1 OF 3


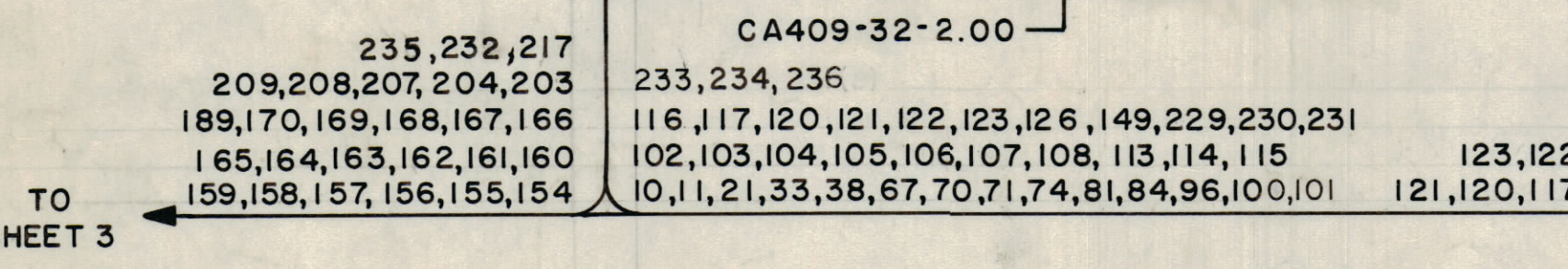
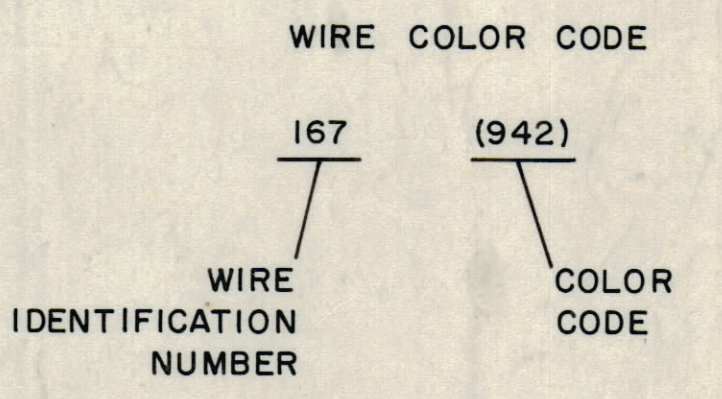
NOTICE TO PERSONS RECEIVING THIS DRAWING  
THE TECHNICAL MATERIEL CORPORATION claims proprietary right in the material disclosed hereon. This drawing is issued in confidence for engineering information only and may not be reproduced or used to manufacture anything shown hereon without permission from THE TECHNICAL MATERIEL CORPORATION to the user. This drawing is loaned for mutual assistance and is subject to recall at any time.



REVISIONS						
ZONE	LTR	DESCRIPTION	DATE	E.M.N.NO	DRAFT	CHKD APPD
	X	EXP. RELEASE	9/1/68		HZ	JOB
	B	ORIGINAL RELEASE FOR PROD.	9/11/68		R.V.	JOB
	A	SEE SWCT 1				
	A	ON 13001 PIN 3 - 15V DC SUPPLY	5-16-68	17922		
	A	OPERATIONAL INSTRUCTIONS 1&3				
	B	SEE SWCT 2				
	C	ON 13001 PINS 1, 2, 3, 4, 5, 6, 7, 8, 9, 10, 11, 12, 13, 14, 15, 16, 17, 18, 19, 20, 21, 22, 23, 24, 25, 26, 27, 28, 29, 30, 31, 32, 33, 34, 35, 36, 37, 38, 39, 40, 41, 42, 43, 44, 45, 46, 47, 48, 49, 50, 51, 52, 53, 54, 55, 56, 57, 58, 59, 60	5-16-68	15281		
	D	RELOCATED 11-92-134(3) AND P8001 PIN 1	11-6-68	18732		



- NOTES:**
- MANUAL TRANSMITTER DS8000 IS H.V. ON IND. IT. 231 CONNECTED TO E8007-7 SERVO TUNED TRANSMITTER DS8000 IS READY IND IT. 231 CONN TO E8007-8
  - IT 153 CONN TO E8007-1 FOR LOCAL OR SHORT WIRE REMOTE OPERATION. CONN TO E8007-4 WHEN USING LRCA.
  - ADD JUMPER FOR MANUAL TRANSMITTER ONLY.



QTY. REQ.	ITEM	PART NO.	DESCRIPTION	SYMBOL
F. BUDETTI				
LIST OF MATERIAL				
THE TECHNICAL MATERIEL CORP. MAMARONECK, NEW YORK				
DIAGRAM, WIRING				
SIZE	CODE IDENT. NO.	DWG NO.	ISSUE	
D	82679	CK 1543		
SCALE				
SHEET 2 OF 3				

1	GPTA-2-5JD/50	RAK 110-2JD
QTY / UNIT	MODEL USED ON	ASS'Y NO.
APPLICATION		
CODE		
MATERIAL		
FINISH		

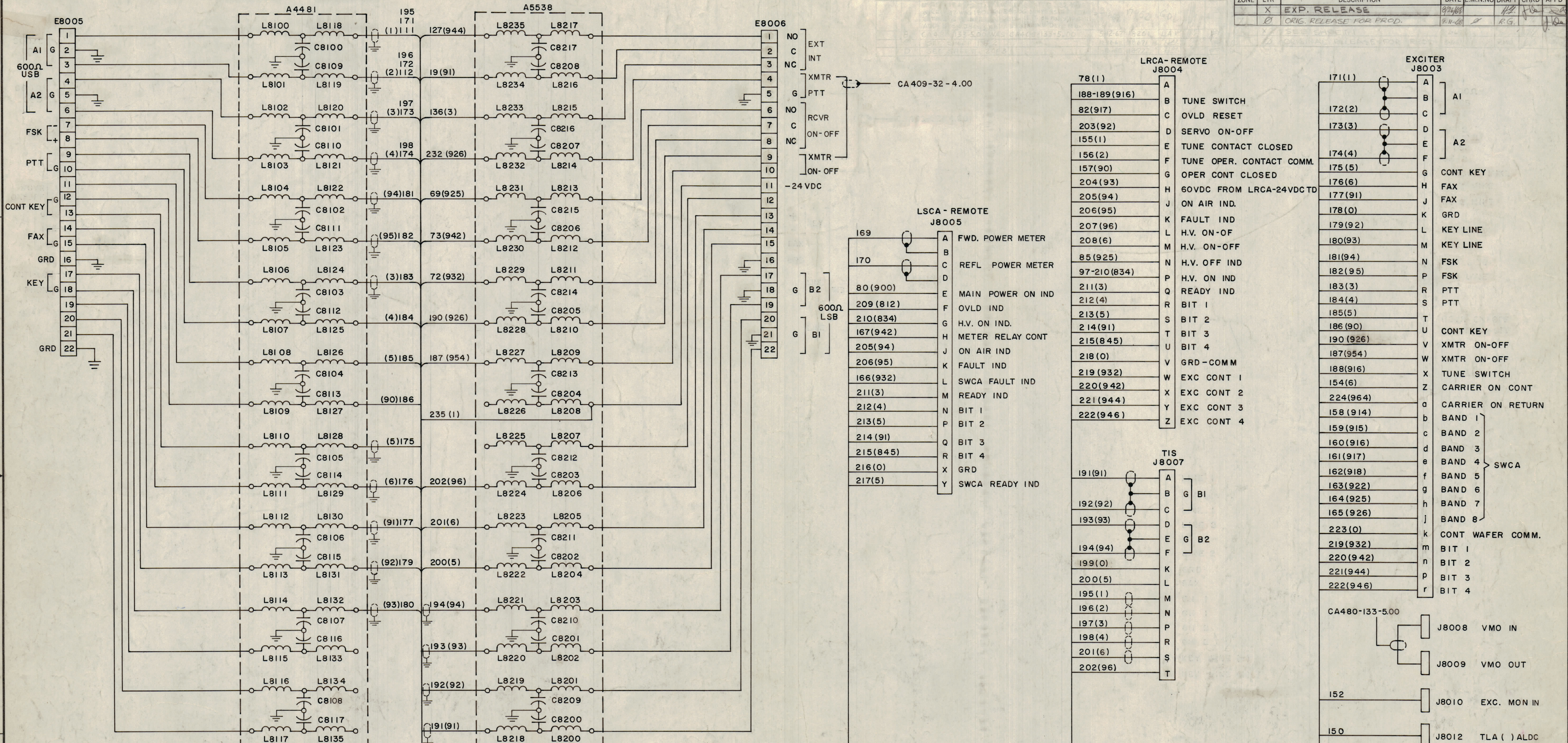
**NOTICE TO PERSONS RECEIVING THIS DRAWING**

THE TECHNICAL MATERIEL CORPORATION claims proprietary right in the material disclosed herein. This drawing is issued in confidence for engineering information only and may not be reproduced or used to manufacture anything shown herein without permission from THE TECHNICAL MATERIEL CORPORATION to the user. This drawing is loaned for mutual assistance and is subject to recall at any time.

CK 1543



REVISIONS						
ZONE	LTR	DESCRIPTION	DATE	E.M.N.NO	DRAFT	CHKD APPD
X		EXP. RELEASE	8/24/68			H.S. J.H.
		ORIG. RELEASE FOR PROD.	9-11-68			R.G. J.H.



L8100 - L8135  
L8200 - L8235 10µH  
C8100 - C8117  
C8200 - C8217 510µF

197, 198, 200, 201, 202, 232, 235  
185, 186, 187, 190, 191, 192, 193, 194, 195, 196  
174, 175, 176, 177, 178, 180, 181, 182, 183, 184  
19, 69, 72, 73, 111, 112, 127, 136, 171, 172, 173

148, 168, 178,  
199, 216, 218, 223

215, 217  
211, 212, 213, 214  
205, 206, 209, 210  
80, 166, 167, 169, 170

218, 215, 214, 213, 212, 211  
210, 206, 205, 202, 201  
200, 199, 198, 197, 196  
195, 194, 193, 192, 191

221, 222  
207, 208, 219, 220,  
157, 188, 189, 203, 204  
78, 82, 85, 97, 155, 156

223, 222, 221, 220, 219, 190  
188, 187, 186, 185, 184, 183  
182, 181, 180, 179, 178, 177  
176, 175, 174, 173, 172, 171

165, 224  
160, 161, 162, 163, 164  
150, 152, 154, 158, 159

TO SHEET 2

1	GPTA-2.5 JD/50	RAK110-2 JD
QTY / UNIT	MODEL USED ON	ASS'Y NO.
APPLICATION		
CODE		
MATERIAL		
FINISH		

UNLESS OTHERWISE SPECIFIED DIMENSIONS ARE IN INCHES AND INCLUDE CHEMICALLY APPLIED OR PLATED FINISHES	
TOLERANCES ON	
DECIMALS	FRACTIONS
.X ± .05	± 1/64
.XX ± .01	ANGLES
.XXX ± .005	± 0° - 30'

QTY. REQ.	ITEM	PART NO.	DESCRIPTION	SYMBOL
LIST OF MATERIAL				
THE TECHNICAL MATERIEL CORP. MAMARONECK, NEW YORK				
DIAGRAM, WIRING				
SIZE	CODE IDENT. NO.	DWG. NO.	ISSUE	
D	82679	CK 1543		
SCALE				
SHEET 3 OF 3				

NOTICE TO PERSONS RECEIVING THIS DRAWING  
THE TECHNICAL MATERIEL CORPORATION claims proprietary right in the material disclosed hereon. This drawing is issued in confidence for engineering information only and may not be reproduced or used to manufacture anything shown hereon without permission from THE TECHNICAL MATERIEL CORPORATION to the user. This drawing is loaned for mutual assistance and is subject to recall at any time.