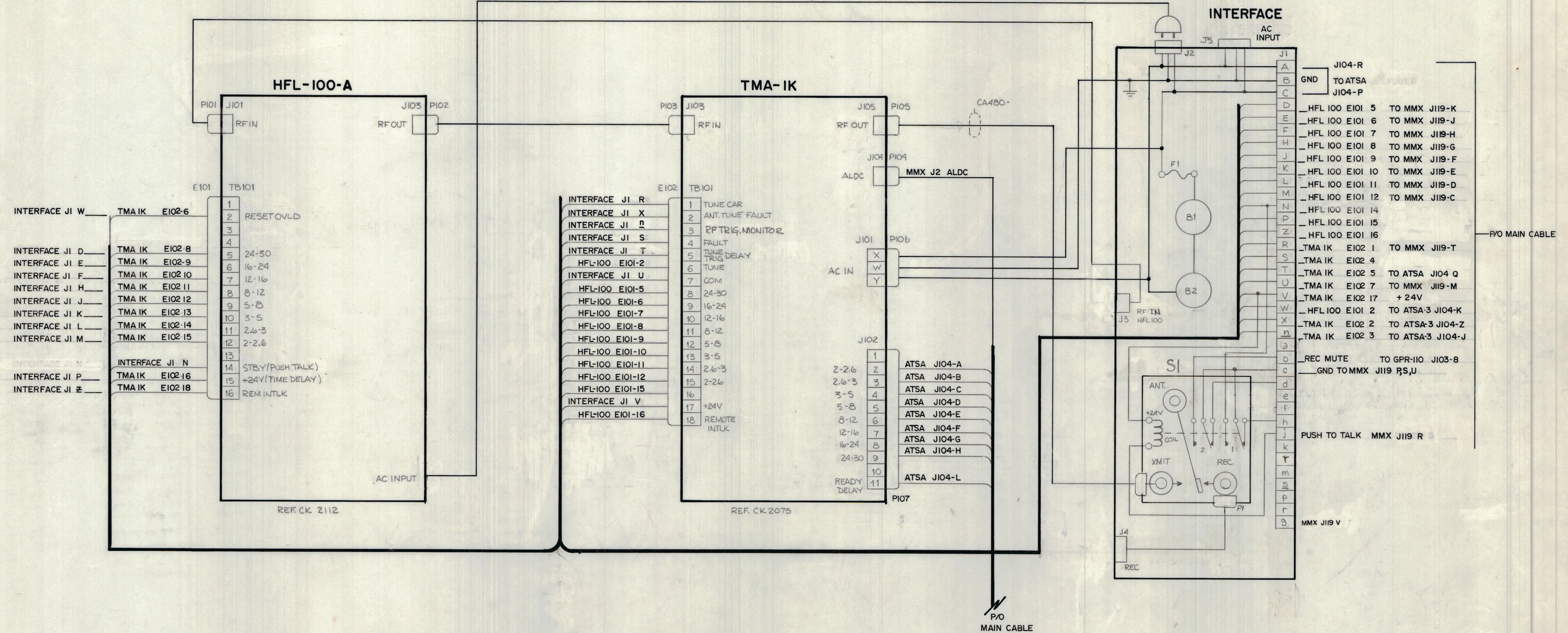


REVISIONS							
E.M.N.O	DRAFT	CHKD	ZONE	LTR	DESCRIPTION	DATE	APPROVED
RS	08			0	ORIGINAL RELEASE FOR PRODUCTION	5-2-78	*



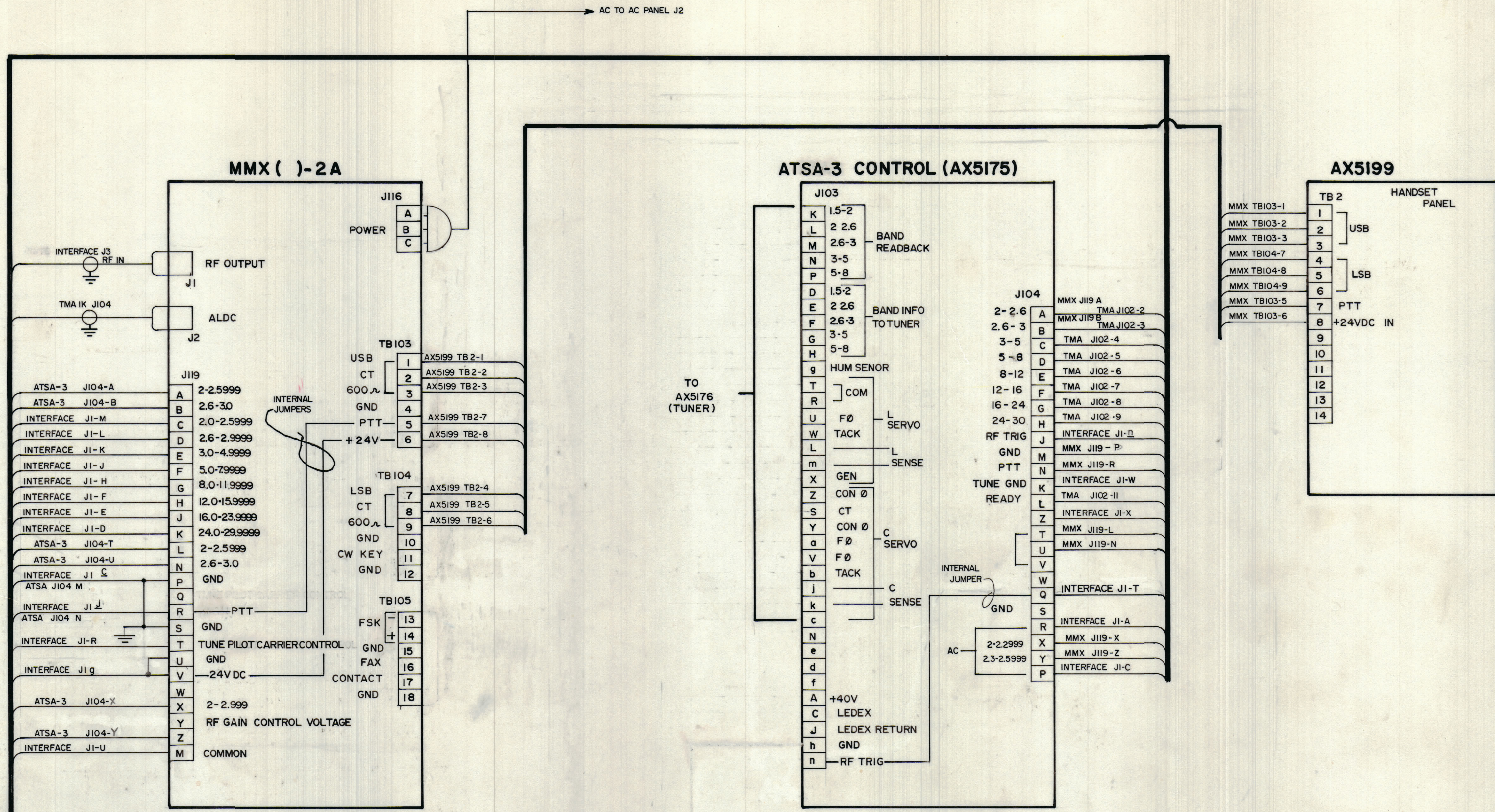
QTY. REQ.	ITEM	PART NO.	DESCRIPTION	SYMBOL
LIST OF MATERIAL				
THE TECHNICAL MATERIEL CORP. MAMARONECK, NEW YORK				
<b>INTERCONNECT WIRING DIA. (CASE I)</b>				
SIZE		CODE IDENT NO.	DWG NO.	ISSUE
D		82679	CK 2181	0
SCALE				SHEET 1 OF 3

UNLESS OTHERWISE SPECIFIED DIMENSIONS ARE IN INCHES AND INCLUDE CHEMICALLY APPLIED OR PLATED FINISHES	
DECIMALS .X ± .05 .XX ± .01 .XXX ± .005	FRACTIONS ± 1/64 ANGLES ± 0° -30'

QTY / UNIT	MODEL USED ON	ASS'Y NO.
APPLICATION		
CODE		
MATERIAL		
FINISH		

NOTICE TO PERSONS RECEIVING THIS DRAWING  
THE TECHNICAL MATERIEL CORPORATION claims proprietary right in the material disclosed herein. This drawing is issued in confidence for engineering information only and may not be reproduced or used to manufacture anything shown hereon without permission from THE TECHNICAL MATERIEL CORPORATION to the user. This drawing is loaned for mutual assistance and is subject to recall at any time.

REVISIONS							
E.M.N.O.	DRAFT	CHKD	ZONE	LTR	DESCRIPTION	DATE	APPROVED
	RS	WJ		Ø	ORIGINAL RELEASE FOR PRODUCTION	5-2-78	*



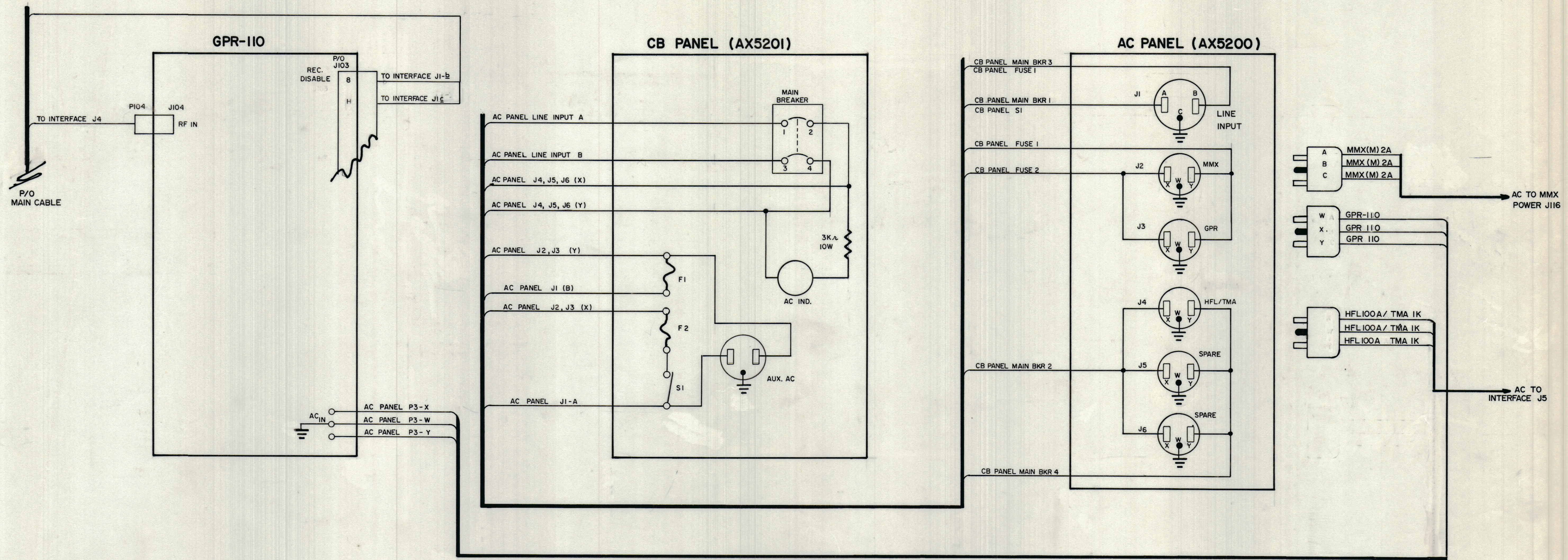
QTY. REQ.	ITEM	PART NO.	DESCRIPTION	SYMBOL
LIST OF MATERIAL				
THE TECHNICAL MATERIEL CORP. MAMARONECK, NEW YORK				
<b>INTERCONNECT WIRING DIA. (CASE 2)</b>				
UNLESS OTHERWISE SPECIFIED DIMENSIONS ARE IN INCHES AND INCLUDE CHEMICALLY APPLIED OR PLATED FINISHES		FINAL APPROVAL * 003	DATE 4/14/78	
TOLERANCES ON		ELECT. DES.	DATE	
DECIMALS .X ± .05 .XX ± .01 .XXX ± .005	FRACTIONS ± 1/64 ANGLES ± 0° -30'	CHECKED	DATE	
MATERIAL		DRAWN [Signature]	DATE 3/9/78	
FINISH		SIZE CODE IDENT NO. DWG NO.		ISSUE
		D 82679 CK 2181		Ø
		SCALE: None		SHEET 2 OF 3

QTY / UNIT	MODEL USED ON	ASS'Y NO.
APPLICATION		
CODE		
NOTICE TO PERSONS RECEIVING THIS DRAWING		
<small>THE TECHNICAL MATERIEL CORPORATION claims proprietary right in the material disclosed herein. This drawing is issued in confidence for engineering information only and may not be reproduced or used to manufacture anything shown hereon without permission from THE TECHNICAL MATERIEL CORPORATION to the user. This drawing is loaned for mutual assistance and is subject to recall at any time.</small>		

TO SHT 1

CK 2181

REVISIONS						DATE	APPROVED
E.M.N.NO	DRAFT	CHKD	ZONE	LTR	DESCRIPTION		
	RS	WJB		0	ORIGINAL RELEASE FOR PRODUCTION	5/2/78	*



QTY / UNIT	MODEL USED ON	ASS'Y NO.
	APPLICATION	
	CODE	

UNLESS OTHERWISE SPECIFIED DIMENSIONS ARE IN INCHES AND INCLUDE CHEMICALLY APPLIED OR PLATED FINISHES

TOLERANCES ON  
 DECIMALS .X ± .05  
 XX ± .01  
 XXX ± .005  
 FRACTIONS ± 1/64  
 ANGLES ± 0° -30'

QTY. REQ.	ITEM	PART NO.	DESCRIPTION	SYMBOL
LIST OF MATERIAL				
FINAL APPROVAL * <i>CSB</i> DATE 9/14/74				
MECH. DES. DATE				
ELECT. DES. DATE				
CHECKED DATE				
DRAWN <i>John</i> DATE 3/14/78				
MATERIAL			SIZE	ISSUE
FINISH			D 82679 CK 2181	0
			SCALE	SHEET 3 OF 3

NOTICE TO PERSONS RECEIVING THIS DRAWING  
 THE TECHNICAL MATERIEL CORPORATION claims proprietary right in the material disclosed hereon. This drawing is issued in confidence for engineering information only and may not be reproduced or used to manufacture anything shown hereon without permission from THE TECHNICAL MATERIEL CORPORATION to the user. This drawing is loaned for mutual assistance and is subject to recall at any time.

CK 2183