ELECTRICAL SPECIFICATIONS

1. TYPE: OUTER LOWER SIDEBAND
2. db MEASUREMENTS: ALL db MEASUREMENTS ARE RELATIVE TO MAXIMUM SIGNAL RESPONSE IN PASSBAND.
3. CARRIER FREQUENCY: 243.710 KC
4. CARRIER SUPPRESSION: GREATER THAN 60 db
5. -3 db POINTS: 243.960 KC OR LESS, 246.735 KC OR GREATER
6. -60 db POINTS: 243.710 KC OR GREATER; 247,535 OR LESS. ALL RETURN LOBES AND SPURIOUS SHALL BE -60 db OR GREATER, OVER THE RANGE OF ±50 KC FROM CARRIER FREQUENCY.
7. MAXIMUM PASSBAND RIPPLE: 2 db.
8. INSERTION (LOSS OR GAIN): +3db ±1db.
9. INPUT IMPEDANCE: 300 OHMS (NOMINAL).
10. OUTPUT IMPEDANCE : NOT TO EXCEED 50 K OHMS (INTERNALLY TERMINATED)
11. D.C. RESISTANCE ACROSS OUTPUT: NOT TO EXCEED 5 K OHMS.
12. TEMPERATURE RANGE: 0° TO 70° C.

SEE TEST PROCEDURE S-764. INSERTION (LOSS OR GAIN) = $\pm(V_o - V_1)$ IN db

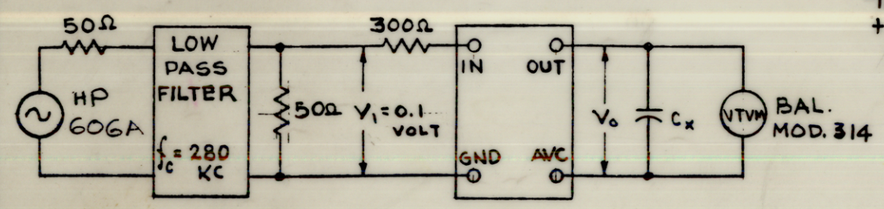

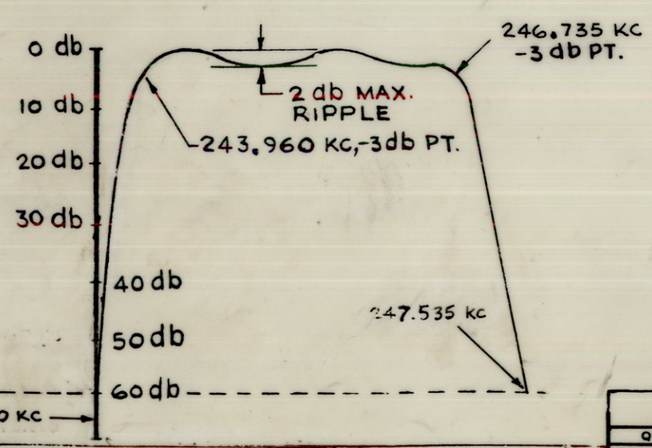

FINISH: MOUNTING BRACKETS
DO NOT PAINT EDGES, TOP AND BOTTOM SURFACES OF MOUNTING BRACKETS.

FX-185 B

REVISIONS

SYM	DESCRIPTION	DATE	E.M.N. NO.	DRAFT	CHKD	APPD
X1	#4 - <60 db WAS <30 db. #6 - 243.710 KC WAS 243.160 KC., 247.535 KC WAS 246.935	3/10/64		T.R.		TWC
0	ORIGINAL RELEASE FOR PRODUCTION	4-17-64	0	A.M.	@	
A	ON DIMS. 1 29/32, ± 1/32 ADD., ON 1 11/32, MAX ADD. (2 PL.)	7.30.64	11982	WB		
B	R.VIEW: (FX-185-*) WAS (FX-185-0); STAMP NOTE: "WITH LATEST REVISION LETTER" ADDED.	12-29-64	13161		@	

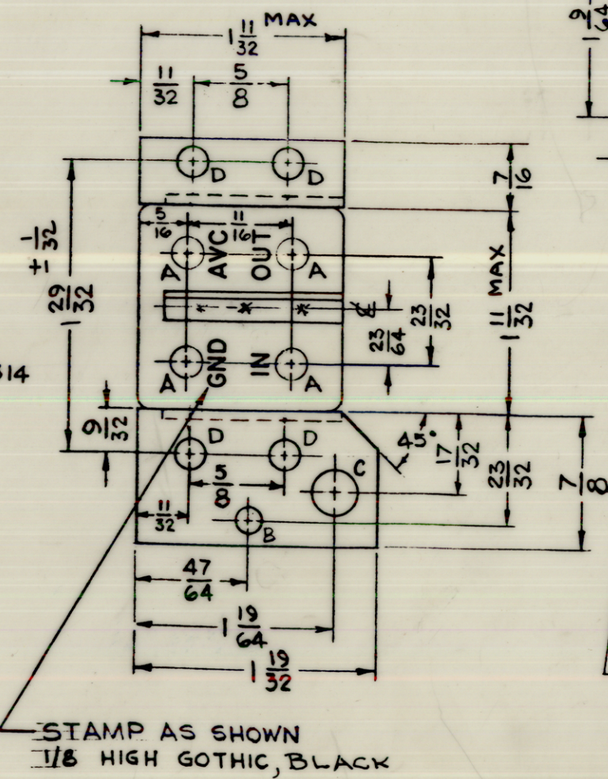

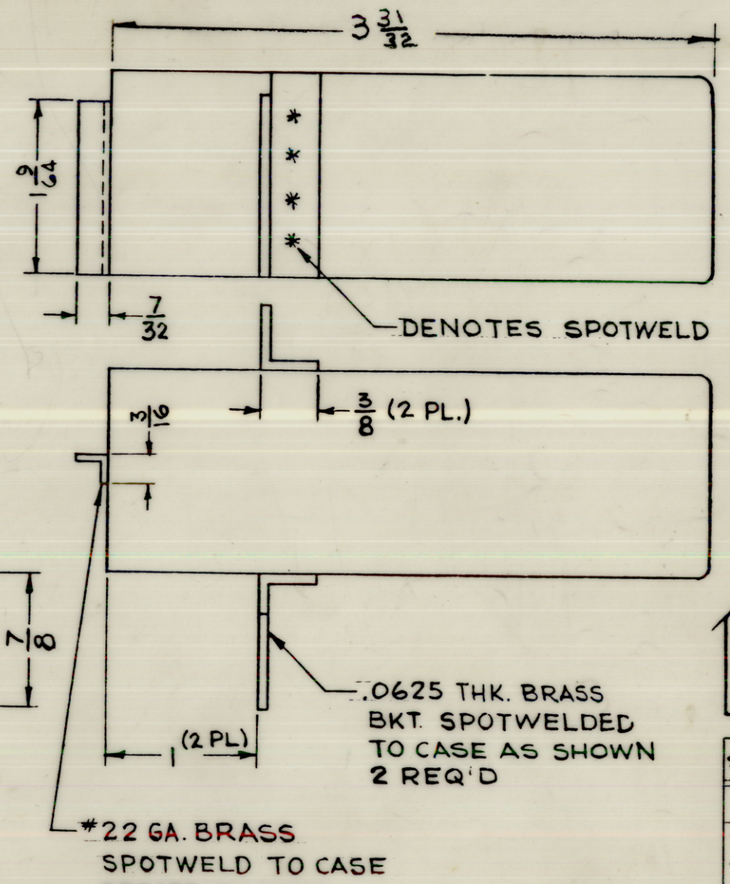

SYM	HOLE DESCR.	REQ
A	.209 DIA	4
B	5/32 DIA	1
C	9/32 DIA	1
D	3/16 DIA.	4

REQ'D.	ITEM	PART NUMBER	DESCRIPTION	SYMBOL

T.K. AALTONEN — LIST OF MATERIAL

MATERIAL: BRASS

FINISH: HOT TIN DIP
S115 TMC SMOOTH GREY ENAMEL
SEE MOUNTING BRACKET NOTE

UNLESS OTHERWISE SPECIFIED
DIMENSIONS ARE IN INCHES AND INCLUDE CHEMICALLY APPLIED OR PLATED FINISHES

DECIMALS: .X ± .05, .XX ± .01, .XXX ± .005
TOLERANCES
FRACTIONS: ± 1/64
ANGLES: ± 0° 30'

THE TECHNICAL MATERIEL CORP.
MAMARONECK, NEW YORK

TITLE: FILTER, CRYSTAL, ASYMMETRICAL
2.775 KC OUTER LOWER SIDEBAND

DRAWN	DATE	FINAL APPROVAL	DATE
T. RAMIREZ	2/26/64		
CHECKED @	DATE 3-12-64		
ELECT. DES.	DATE 3/27/64	FX-185	B
MECH. DES.	DATE 3-12-64	SHEET	REV. LTR.

Q'T'Y./UNIT	MODEL USED ON	ASS'Y. NO.
1	MSA-1	

SCALE 1:1 — CODE C — S401-129

THE CONTENTS OF THIS DRAWING ARE THE EXCLUSIVE PROPERTY OF THE TECHNICAL MATERIEL CORP. ITS UNAUTHORIZED USE OR REPRODUCTION IN WHOLE OR IN PART IS STRICTLY FORBIDDEN.

TMC FORM 109