
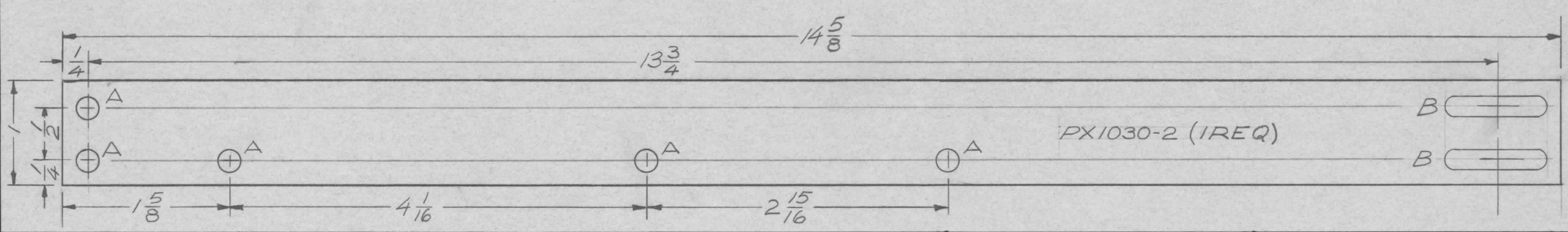
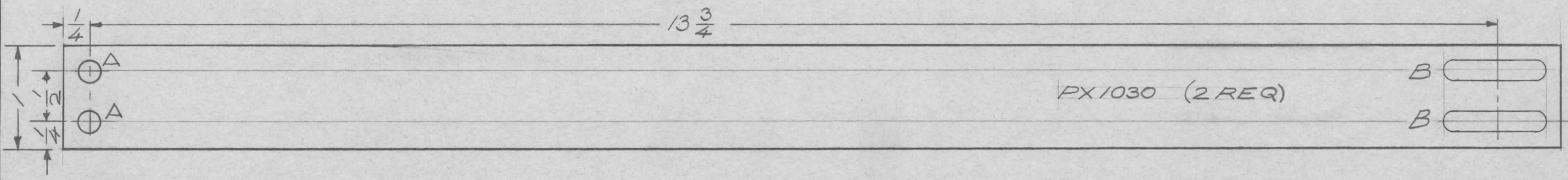


REVISIONS						
ZONE	LTR	DESCRIPTION	DATE	E.M.N.NO	DRAFT	CHKD APPD
	B	REDRAWN W/REVISIONS	2-26-69	19/37	GE	FB



TMC P/N	A HOLES		B HOLES	
	DIA	REQ	DIA	REQ
PX1030	13/64	2	3/16 X 1 SLOT	2
PX1030-2	13/64	5	3/16 X 1 SLOT	2
PX1030-3	13/64	3	3/16 X 1 SLOT	2

QTY / UNIT	MODEL USED ON	ASS'Y NO.
	BCT10KA	AX 700
APPLICATION		
	CODE	

NOTICE TO PERSONS RECEIVING THIS DRAWING
 THE TECHNICAL MATERIEL CORPORATION claims proprietary right in the material disclosed hereon. This drawing is issued in confidence for engineering information only and may not be reproduced or used to manufacture anything shown hereon without permission from THE TECHNICAL MATERIEL CORPORATION to the user. This drawing is loaned for mutual assistance and is subject to recall at any time.

UNLESS OTHERWISE SPECIFIED DIMENSIONS ARE IN INCHES AND INCLUDE CHEMICALLY APPLIED OR PLATED FINISHES

DECIMALS	FRACTIONS
.X ± .05	1/64
.XX ± .01	TOLS. ANGLES
.XXX ± .005	0° - 30'

MATERIAL 1/4 THICK
 G10 EPOXY
 FINISH NATURAL
 S113 FUNGUS PROOF

REQ'D	ITEM	PART NUMBER	DESCRIPTION	SYM.
BUDETTI LIST OF MATERIAL				
FINAL APPROVAL		DATE	THE TECHNICAL MATERIEL CORP. MAMARONECK, NEW YORK	
FB, EFM		4/1/68		
MECH. DES. ASC		4/16/68		
ELECT. DES.		DATE	BRACKETS, XFMR TIE DOWN	
CHECKED SG		4/1/68		
DRAWN EMS		10/16/67		
SIZE	CODE IDENT. NO.	DWG NO.	ISSUE	
B	82679	PX1030	B	
SCALE			SHEET OF	