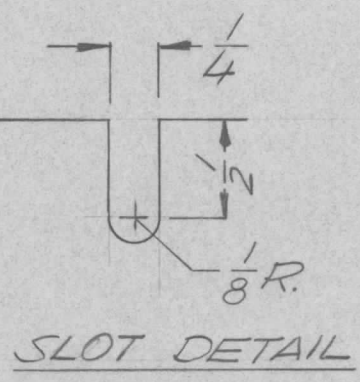
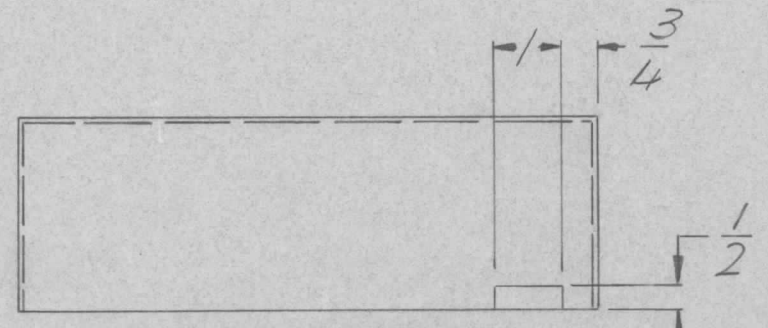
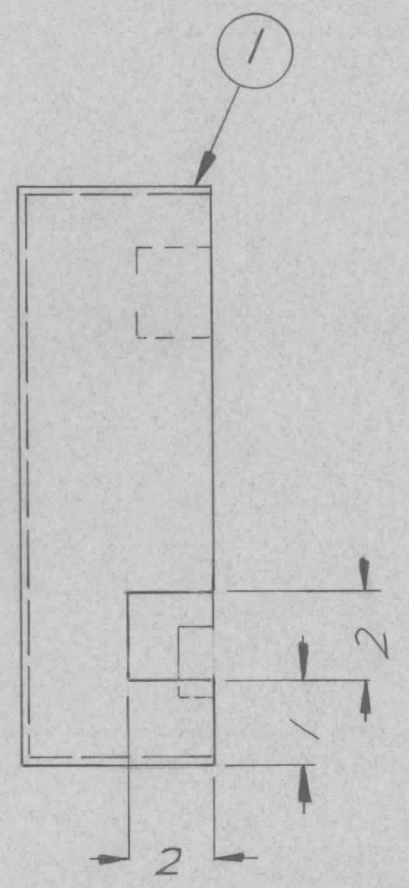

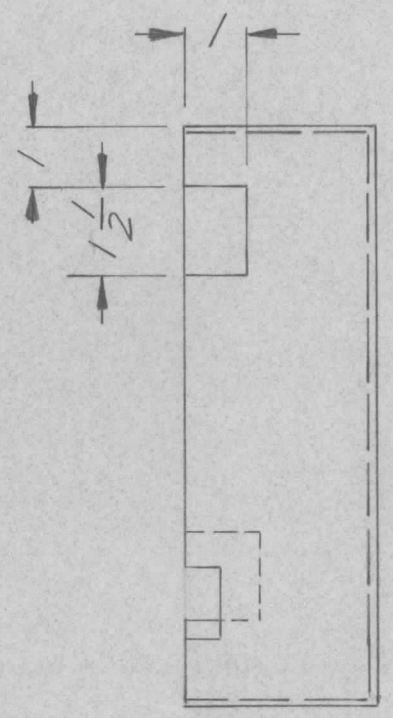
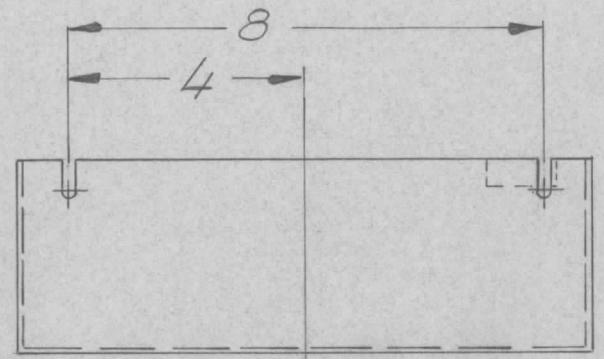


REVISIONS						
ZONE	LTR	DESCRIPTION	DATE	E.M.N.NO	DRAFT	CHKD APPD
	Ø	ORIGINAL RELEASE	3/15/71		Ø	G.E.A.



1	1	FP-204-6	BOX, FORMED	
REQ'D	ITEM	PART NUMBER	DESCRIPTION	SYM.

BUDETTI LIST OF MATERIAL

FINAL APPROVAL		DATE	THE TECHNICAL MATERIEL CORP. MAMARONECK, NEW YORK	
MECH. DES.		DATE		
ELECT. DES.		DATE		
CHECKED		DATE		
DRAWN		DATE	BOX, PROTECTIVE	
SIZE	CODE IDENT. NO.	DWG NO.	ISSUE	
B	82679	PX1159	Ø	
SCALE		SHEET OF		
N.T.S.				

1	AX 5125	BMA 453
QTY / UNIT	MODEL USED ON	ASS'Y NO.
APPLICATION		
CODE		

**NOTICE TO PERSONS RECEIVING THIS DRAWING**  
 THE TECHNICAL MATERIEL CORPORATION claims proprietary right in the material disclosed hereon. This drawing is issued in confidence for engineering information only and may not be reproduced or used to manufacture anything shown hereon without permission from THE TECHNICAL MATERIEL CORPORATION to the user. This drawing is loaned for mutual assistance and is subject to recall at any time.

UNLESS OTHERWISE SPECIFIED  
 DIMENSIONS ARE IN INCHES  
 AND INCLUDE CHEMICALLY APPLIED  
 OR PLATED FINISHES

DECIMALS	FRACTIONS
.X ± .05	1/64
.XX ± .01	ANGLES
.XXX ± .005	0° .30'

MATERIAL

FINISH