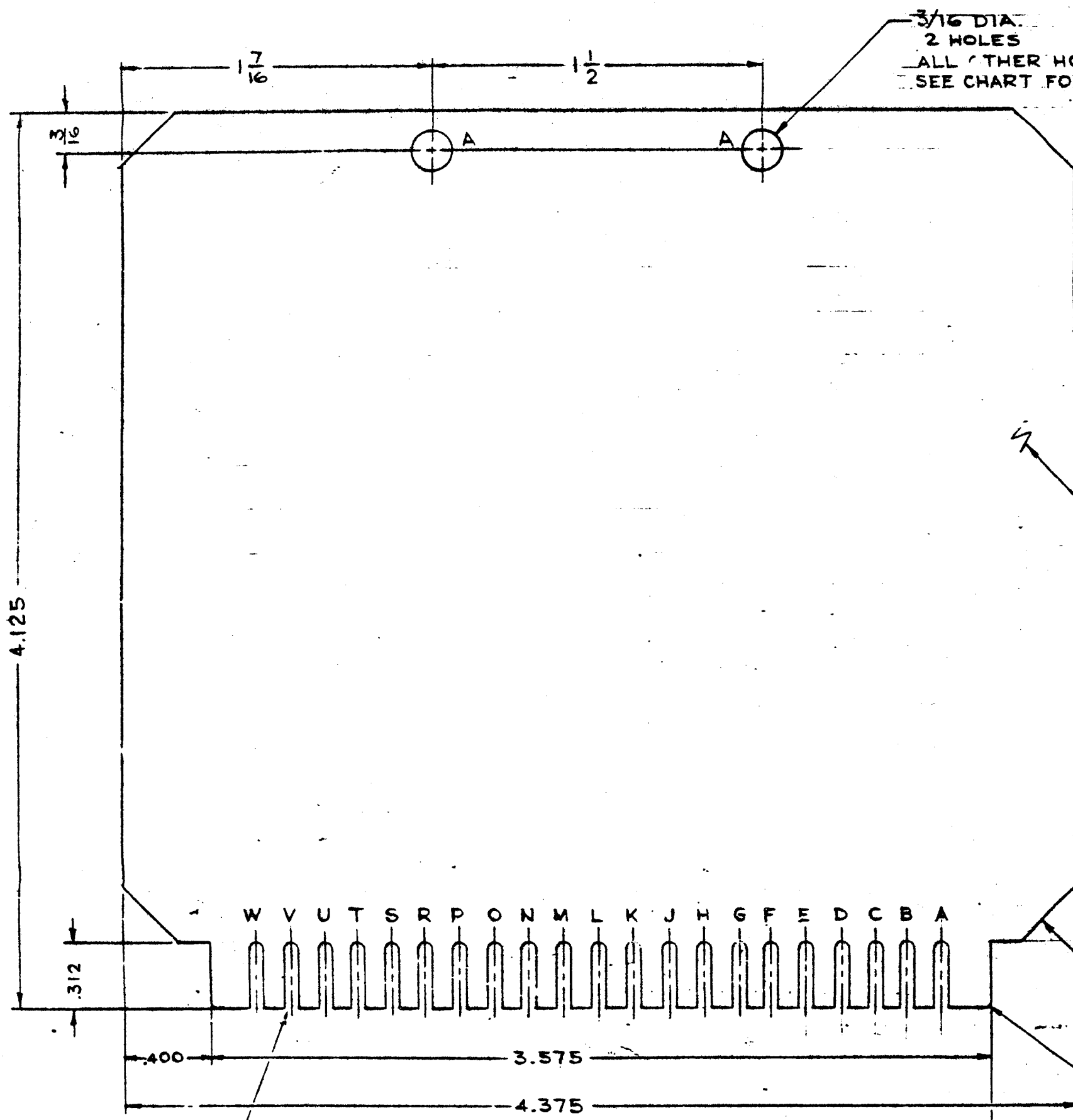


FABRICATION NOTES:

- TO BE MANUFACTURED IN ACCORDANCE WITH TMC SPEC. S-735 AND SPECIFICALLY.
1. MATERIAL: G10 EPOXY GLASS LAMINATE (SEE DETAIL BELOW) 2-OUNCE COPPER CLAD BOTH SIDES.
 2. ALL HOLES TO BE PLATED THRU UNLESS OTHERWISE SPECIFIED.
 3. CONDUCTIVE PATTERN SHALL BE SOLDER COATED (PARA 13.2.1)
 4. EDGE BOARD CONNECTORS (FINGERS) SHALL BE GOLD PLATED (PARA. 10).

ZONE	SYM	DESCRIPTION	DATE	EMN.	DRAFT
B		PC 218, 220 & 221 ADDED PC 200 WA: A, 228, C, 540. PC 202 WA: A, 228, D, 79C.	6/23/65	143	DLV
C		PC 293 ADDED, WITH DL REV	5-12-66	116227	4W



3/16 DIA.
2 HOLES
ALL OTHER HOLES #55 (.052) DRILL
SEE CHART FOR REQUIRED NUMBER
OF HOLES IN EA. CA

COMPONENT SIDE

1/4 x 45°
4 CORNERS

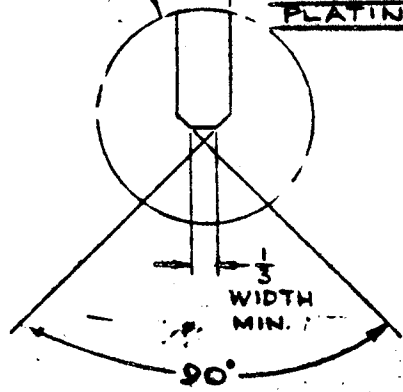
1/32 R (2 PL)

.062 +.0062
-.0075
WIDTH
AFTER
PLATING

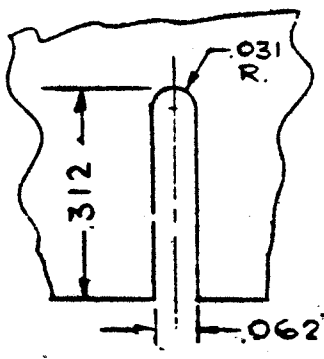
KEYING SLOTS (DETAIL "A")
SEE CHART FOR INDIVIDUAL CARD
KEY COMBINATION

NOTE:
SLOTS WILL NOT BE
SELECTED CONSECUTIVELY.

ZERO REF.



DETAIL "A"
SCALE 4:1



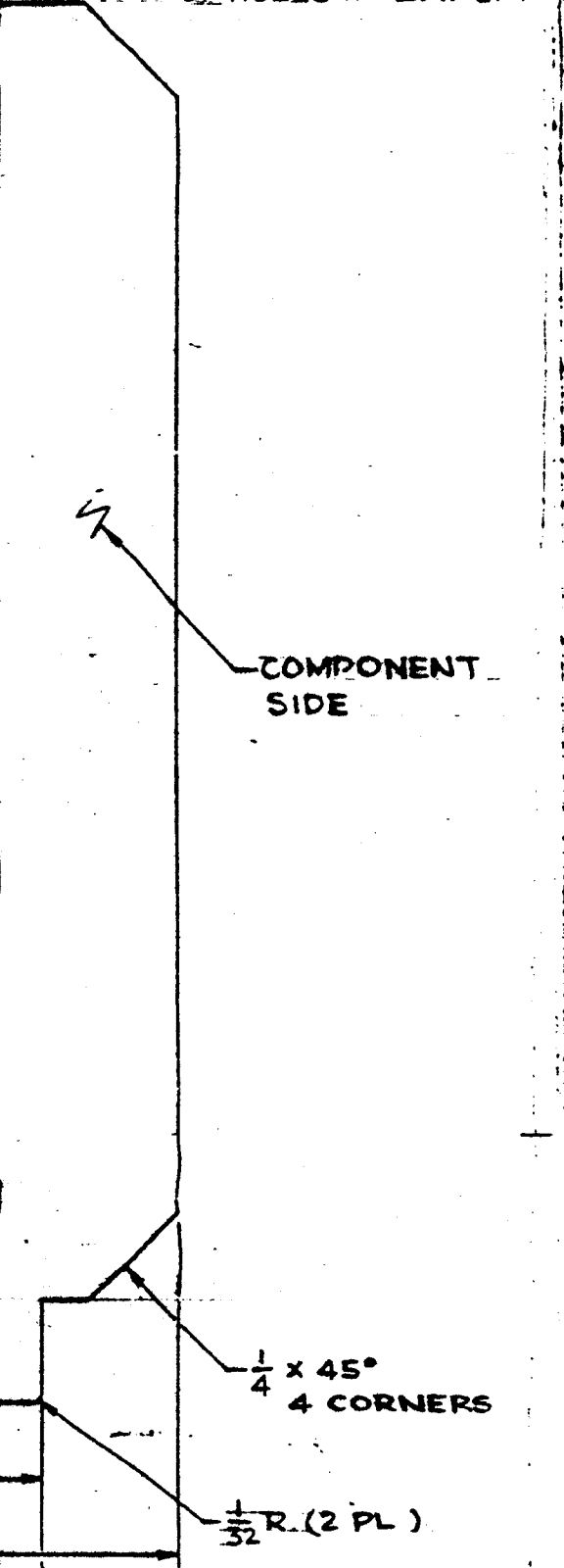
NOTES

SCALE	REVISION
2:1	

THE CONTENTS OF THIS DRAWING ARE THE PROPERTY OF THE TECHNICAL MATERIAL CORP. ITS UNAUTHORIZED REPRODUCTION IN WHOLE OR IN PART IS STRICTLY PROHIBITED.

DESCRIPTION	DATE	EMN.	DRAFT	CHKD	APPD	REVISIONS									
20F 221 ADDED A.228, C.540 A.228, D.540.	6/23/65	14322	RV	WJ	NS	1	2	3	4	5	6	7	8	9	10
ADDED, WIDTH BL REV	5-12-66	16227	4W	36	22	X1	X2	X3	X4	X5	X6	X7	X8	X9	X10
						DESCRIPTION	DATE	EMN. NO.	DRAFT	CHKD	APPD				
						CE7 THE WAS	11/1/64		TR						
						MFG. NOTES REVISED PC130 DELETED	12/16/64								
						WIDTH WAS .062, FAB. NOTE 1 "SEE DETAIL..." ADD	12/16/64	X3	AB	WJ					
						PC188 - "O" WAS "M"	11-15-65		TR	WJ					
						PC191 ADDED	3-6-65								
						ORIGINAL RELEASE FOR PRODUCTION	3-5-65								
						PC191 ADDED	5-5-65								
						PC191 ADDED	5-5-65								
						PC191 ADDED	5-5-65								

DIA. HOLES
OTHER HOLES #55(.052) DRILL
CHART FOR REQUIRED NUMBER
OF HOLES IN EA. CART



COMPONENT SIDE

PART NUMBER	DESCRIPTION	KEY COMBINATION				NUMBER OF UNMARKED HOLES
		1st SLOT	BIN. FROM ZERO REF.	2nd SLOT	PIN. FROM 1st SLOT	
PC 119	INPUT STORAGE KIT	A	.228	E	.624	100
PC 120	PROGRAMMER IN. BUFF.	A	.228	F	.780	107
PC 121	R'OUT MEMORY F-F	A	.228	G	.936	134
PC 122	SHIFT REGISTER FOR READING LEDEMASTER	A	.228	H	1.092	134
PC 123	READOUT DRIVE CRT	A	.228	J	1.248	134
PC 124	R'OUT CKT, KC NIXIE	B	.384	D	.312	1.2
PC 125	SER. TO PAR. SHIFT	B	.384	E	.468	134
PC 126	R'OUT DRIVE, RF GAIN	B	.384	F	.624	134
PC 127	INITIAL RESET CKT	B	.384	G	.780	133
PC 128	PAR. TO SER. CONV.	B	.384	H	.936	136
PC 138	AND-OR LOGIC ETC	C	.540	E	.312	
PC 139	CORE STORAGE ETC	C	.540	F	.468	
PC 140	NOR LOGIC ETC	C	.540	G	.624	112
PC 141	SHIFT REGISTER FOR MEMORY FLIP-FLOPS	C	.540	H	.780	112
PC 142	MC SHIFT REGISTER MEMORY FLIP-FLOPS	C	.540	J	.936	112
PC 143	1st LOGIC STORAGE	D	.696	F	.312	134
PC 144	RESET CKT, MEMORY FF	D	.696	G	.468	142
PC 145	NOR LOGIC-MC 10's...	D	.696	H	.624	111
PC 158	DRIVE CKT FOR DEC. INPUT RELAYS	D	.696	J	.780	
PC 159	INPUT BUFFERS RTPP-1	E	.852	G	.312	
PC 160	READOUT TIMING RESET CIRCUIT	E	.852	H	.468	
PC 161	RTPA-1 CONTROL CARD	E	.852	J	.624	
PC 162	RTPA-1 CONT. CARD AT	F	1.008	H	.312	
PC 163	READBACK TRANSMITTER CLOCK CIRCUIT	F	1.008	J	.468	
PC 165	SERIAL TO PARALLEL CLOCK CIRCUIT	A	.228	K	1.404	
PC 169	ADVANCE, TIME COMPLETE	A	.228	L	1.560	
PC 170	EQ. RECOG. MODL.	A	.228	M	1.716	
PC 171	MEMORY CORE INPUT	A	.228	N	1.872	
PC 173	PRIME CIRCUIT CARD	A	.228	O	2.028	
PC 175	ADV. PRIME TIMING CKT	B	.384	K	1.248	
PC 176	ADV. "O" & "E" CKT	B	.384	L	1.404	
PC 181	PAR TO SER REL. DRIVE	B	.384	J	1.092	
PC 182	MEMORY CORE CARD	A	.228	C	.312	
PC 185	INPUT STORAGE KIT	A	.228	E	.624	
PC 188	SHIFT REGISTER RESET	B	.384	O	1.872	
PC 191	EQ. RECOG. MODL.	A	.228	M	1.716	
PC 200	INPUT BUFFERS	E	.852	G	.312	
PC 202	OUTPUTS	B	.384	J	1.092	
PC 218	DOUBLE CHAR RECOGNITION	A	.228	M	1.716	
PC 220	SERIAL TO PARALLEL CLOCK TIMING CIRCUIT	A	.228	K	1.404	
PC 221	SHIFT REGISTER	B	.384	E	.468	
PC 293	RESET CKT	B	.384	G	.780	

S859

RES'D	ITEM	PART NUMBER	DESCRIPTION	SYMBOL
EATON		LIST OF MATERIAL		
MATERIAL		SEE NOTE 1	THE TECHNICAL MATERIEL CORP. MAMARONECK, NEW YORK	
FINISH		SEE NOTE 3	MACHINING, PC BOARDS	
SCALE		2:1		
UNLESS OTHERWISE SPECIFIED DIMENSIONS ARE IN INCHES AND INCLUDE CHEMICALLY APPLIED OR PLATED FINISHES		DRAWN	DATE	FINAL APPROVAL
		T. Ramirez	8/11/64	
		CHECKED	DATE	
		W. Jordan	3-3-65	
		ELECT. DES.	DATE	
		W. Jordan	3/4/65	
		MECH. DES.	DATE	
THE CONTENTS OF THIS DRAWING ARE THE EXCLUSIVE PROPERTY OF THE TECHNICAL MATERIEL CORP. ITS UNAUTHORIZED USE OR REPRODUCTION IN WHOLE OR IN PART IS STRICTLY FORBIDDEN.		S859		
		C		