



SALES SERVICE BULLETIN NUMBER 232


Dual Diversity Receiver, Model DDR-6

A, B, C, D



PH-1032 R

DDR-6 B
AM, CW, MCW, FS



PH-1032

DDR-6 D
AM, CW, MCW, FS, SSB

The TMC Models DDR-6 (A, B, C, D,) are dual diversity receiving systems providing continuous coverage from .54 to 31 megacycles. The Models DDR-6 feature the TMC Model GPR-90-RXD, Communications Receivers, which provide for common HFO, IFO, BFO and AVC control. Oscillator injection voltages are supplied by a variable frequency oscillator, the TMC Model VOX-3, while diversity combining of AM, CW or MCW signals is accomplished by a common diode load which provides a common audio output of two receivers. Diversity combining of FS signals is accomplished in the TMC Model CFA, Frequency Shift Converter.

Two Basic configurations are available, one providing AM, CW, MCW and FS; the other providing AM, CW, MCW, FS and SSB. (See Figure 1 for Model Designations). Either configuration is available in a ruggedized, shock mounted rack (RAK-12) for mobile or shipboard installation; or in a standard relay rack (RAK-13) for fixed station installation. Both racks are equipped with forced air ventilation.

The Model DDR-6 is available in four combinations as follows:

DDR-6A, DDR-6B (AM, CW, MCW, FS)

2 ea GPR-90RXD	Communications Receiver
1 ea LSP-7	Monitor/speaker Panel
1 ea SFP-2	Filter Panel
1 ea CFA-1*	Frequency Shift Converter
1 ea VOX-3	Variable Frequency Oscillator
1 ea DCP	Diversity Control Panel
1 ea RAK-12	Ruggedized, shock mounted rack (DDR-6A)
	or
1 ea RAK-13	Standard relay rack (DDR-6B)

DDR-6C, DDR-6D (AM, CW, MCW, FS, SSB)

2 ea GPR-90RXD	Communications Receiver
1 ea LSP-7	Monitor/speaker Panel
1 ea SFP-2	Filter Panel
1 ea CFA-1*	Frequency Shift Converter
1 ea VOX-3	Variable Frequency Oscillator
1 ea DCP	Diversity Control Panel
2 ea MSR-4	Receiving Mode Selector
1 ea RAK-12	Ruggedized, shock mounted rack (DDR-6C)
	or
1 ea RAK-13	Standard Relay Rack (DDR-6D)

All units are complete with necessary cables and harnesses.

* When local DC battery power is not available for teleprinter operation, the TMC Model PSP, Power Supply, (SSB 121) should be ordered separately as an accessory.

TECHNICAL SPECIFICATIONS

POWER REQUIREMENT: 115/230 volts
50-60 cps
single phase

OPERATION FILES

SIZE: DDR-6A, C
79 in. high
21 in. wide
23 in. deep

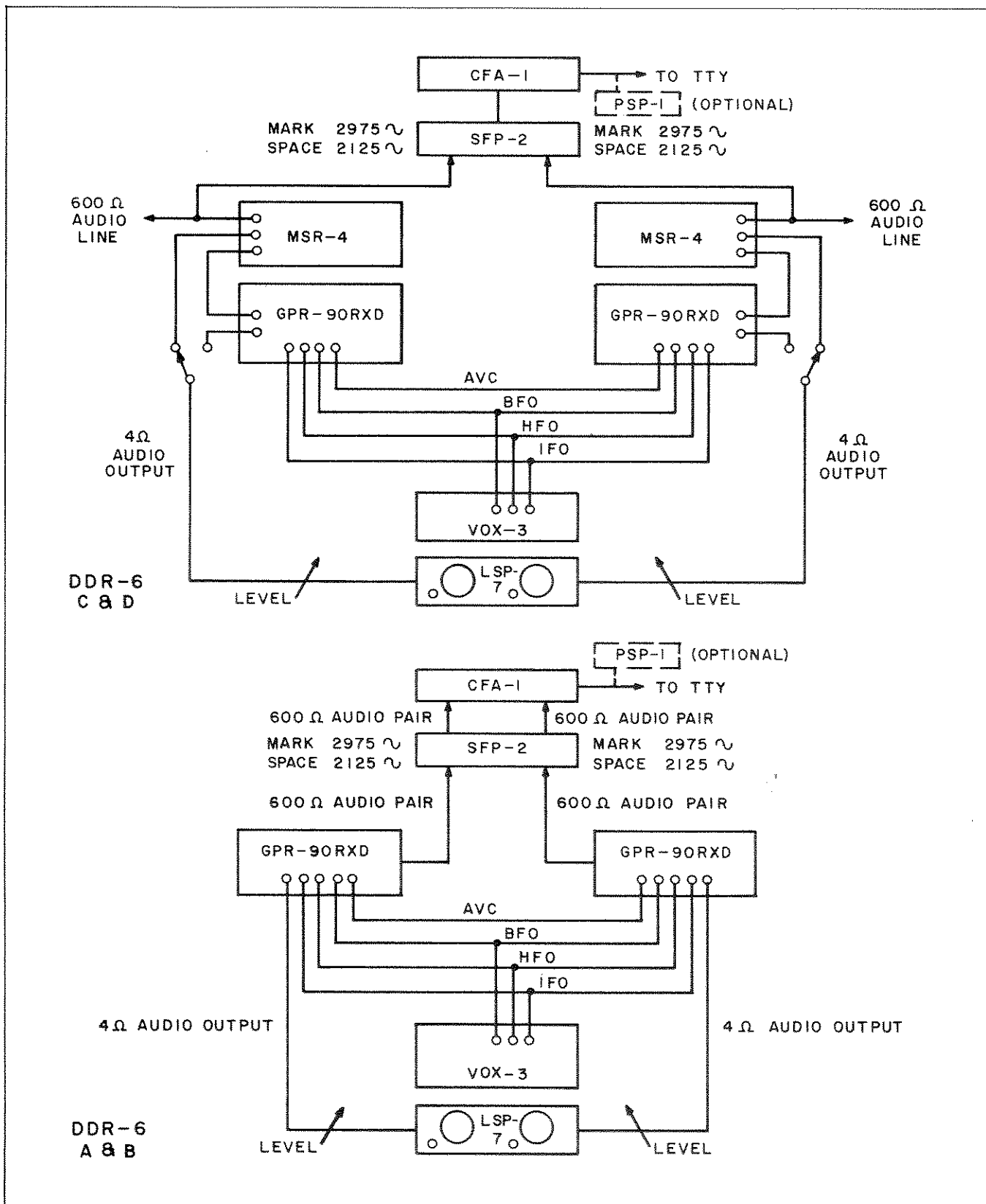
DDR-6B, D
79 in. high
21 in. wide
23 in. deep

WEIGHT: APPROX. NET
DDR-6A 400 lbs.
DDR-6B 400 lbs.
DDR-6C 450 lbs.
DDR-6D 450 lbs.

COMPONENTS AND
CONSTRUCTION:

All equipment is manufactured in accordance with
JAN/MIL specifications wherever practicable.

See next page for Block Diagrams




THE TECHNICAL MATERIEL CORPORATION

700 FENIMORE ROAD

MAMARONECK, NEW YORK

CABLE
TEPEI
MAMARONECK, N.Y.



COMMUNICATION ENGINEERS

IN CANADA:
TMC (CANADA) LTD.
OTTAWA, ONTARIO