



SALES SERVICE BULLETIN NUMBER 234

Standing Wave Ratio Indicator

Model SWR-1K



Front View Model SWR-1K

The TMC Model SWR-1K, Standing Wave Ratio Indicator, provides an accurate indication of the voltage standing wave ratio over the frequency range 2 to 30 megacycles. The unique design of the instrument permits simultaneous indications of forward R.F. power, reflected R.F. power and direct readings of standing wave ratio. The Model SWR-1K is available for use in either 50 or 70 ohm unbalanced systems.

The power rating of the unit is 1000 watts R.F. with a maximum VSWR of 5 to 1. For VSWR greater than 5, a suitable reduction in transmitter power must be made to prevent overheating of the SWR-1K.

The unit is available in a cabinet as shown or may be removed from the case for standard 19" relay rack mounting.

UNIT DESCRIPTION:

Model SWR-1K (50)

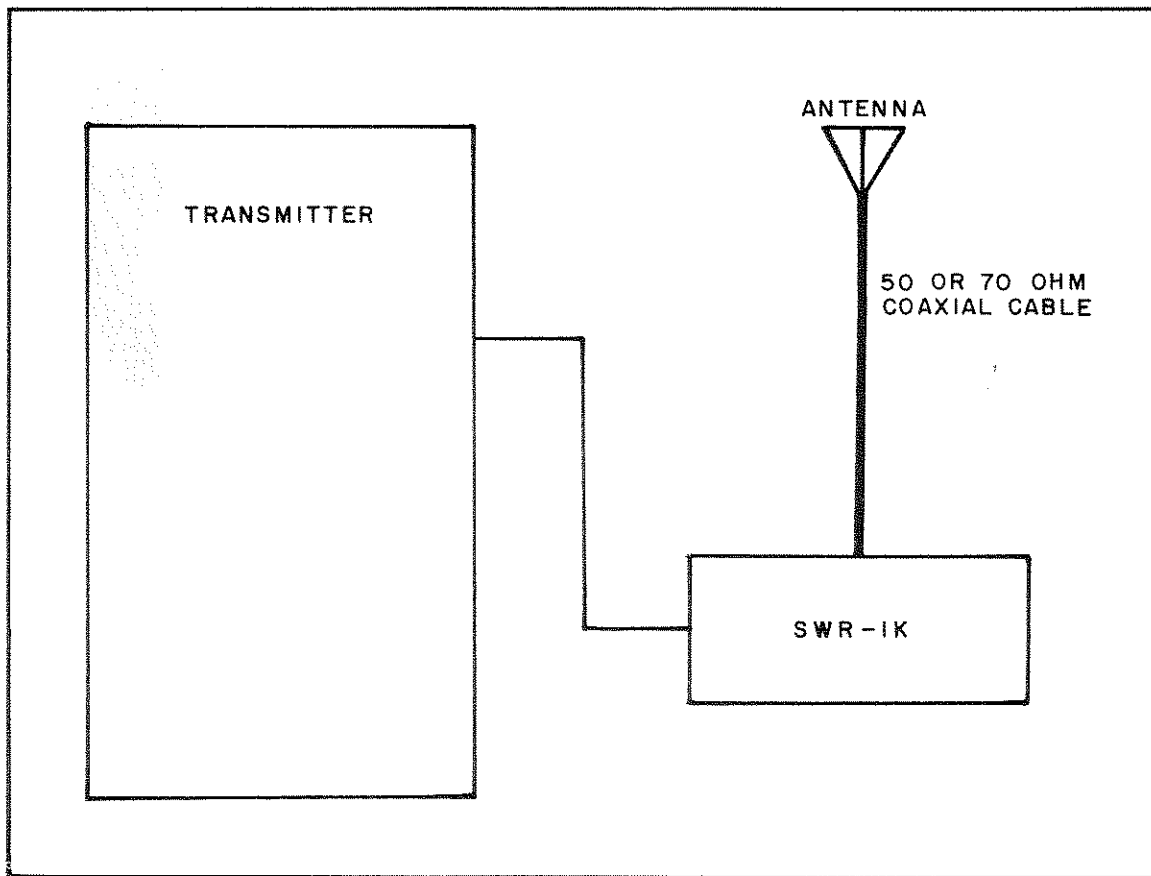
For 50 ohm transmission lines.

Model SWR-1K (70)

For 70 ohm transmission lines.

TECHNICAL SPECIFICATIONS:

FREQUENCY RANGE:	Broadband 2 to 30 megacycles.
POWER CAPACITY:	1000 watts maximum with a VSWR of not more than 5/1. For greater VSWR, a suitable reduction in transmitter power must be made to prevent overheating of the SWR-1K.
ACCURACY:	Within 10% for SWR readings.
DIAL CALIBRATION:	Analog isolines directly indicate VSWR. Power indication on linear scales.
SIZE:	Case; 20-1/2 x 8-1/2 x 9-3/4 inches o/a. Rack; 19 x 7 x 8 inches o/a.
WEIGHT:	16 pounds.
COMPONENTS AND CONSTRUCTION:	All equipment manufactured in accordance with JAN/MIL specifications wherever practicable.




THE TECHNICAL MATERIEL CORPORATION

700 FENIMORE ROAD

MAMARONECK, NEW YORK

CABLE
TEPEI
MAMARONECK, N.Y.



COMMUNICATION ENGINEERS

IN CANADA:
TMC (CANADA) LTD.
OTTAWA, ONTARIO