



TECHNICAL BULLETIN NUMBER 2014

Standing Wave Ratio Indicator

TMC Model SWR-1K

IM-166/URT



The Technical Materiel Corporation's Model SWR-1K, Standing Wave Ratio Indicator, provides an accurate indication of the voltage standing wave ratio over the frequency range of 2 to 32 megacycles. The unique design of the instrument permits simultaneous indications of forward RF power, reflected RF power and direct readings of standing wave ratio. The Model SWR-1K is available for use in either 50 or 70 ohm unbalanced systems.

Model SWR-1K is rated for 1000 watts average service at VSWR conditions of up to 4 to 1. Although the unit is calibrated to provide VSWR readings of up to 20 to 1, a suitable reduction in power must be made in order to prevent overheating the unit.

The unit is available in a cabinet or without a cabinet, for standard 19" relay rack mounting.

UNIT DESCRIPTION

Model SWR-1K (50)

For 50 ohm transmission lines.


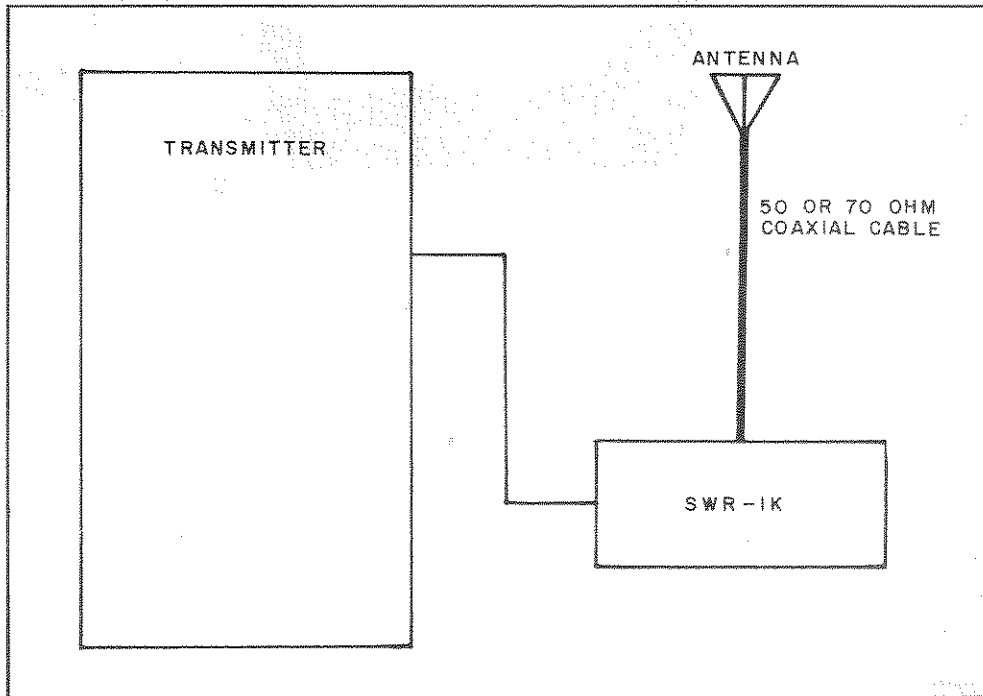
Model SWR-1K (70)

For 70 ohm transmission lines.

Standing Wave Ratio Indicator

TECHNICAL SPECIFICATIONS, MODEL SWR-1K

FREQUENCY RANGE:	Broadband 2 to 32 megacycles.
POWER CAPACITY:	1000 watts maximum with a VSWR of not more than 4 to 1. For greater VSWR, a suitable reduction in transmitter power must be made to prevent overheating of the SWR-1K.
ACCURACY:	Within 10% for SWR readings.
DIAL CALIBRATION:	Analog isolines directly indicate VSWR. Power indication on linear scales.
SIZE:	Case: 20½" x 8½" x 9¾" overall. Rack: 19" x 7" x 8" overall.
WEIGHT:	16 pounds.
COMPONENTS AND CONSTRUCTION:	All equipment manufactured in accordance with JAN/MIL specifications wherever practicable.



TMC (Canada) LIMITED

RR NO. 5., OTTAWA, ONTARIO

SUBSIDIARY OF

The TECHNICAL MATERIEL CORPORATION
MAMARONECK, NEW YORK