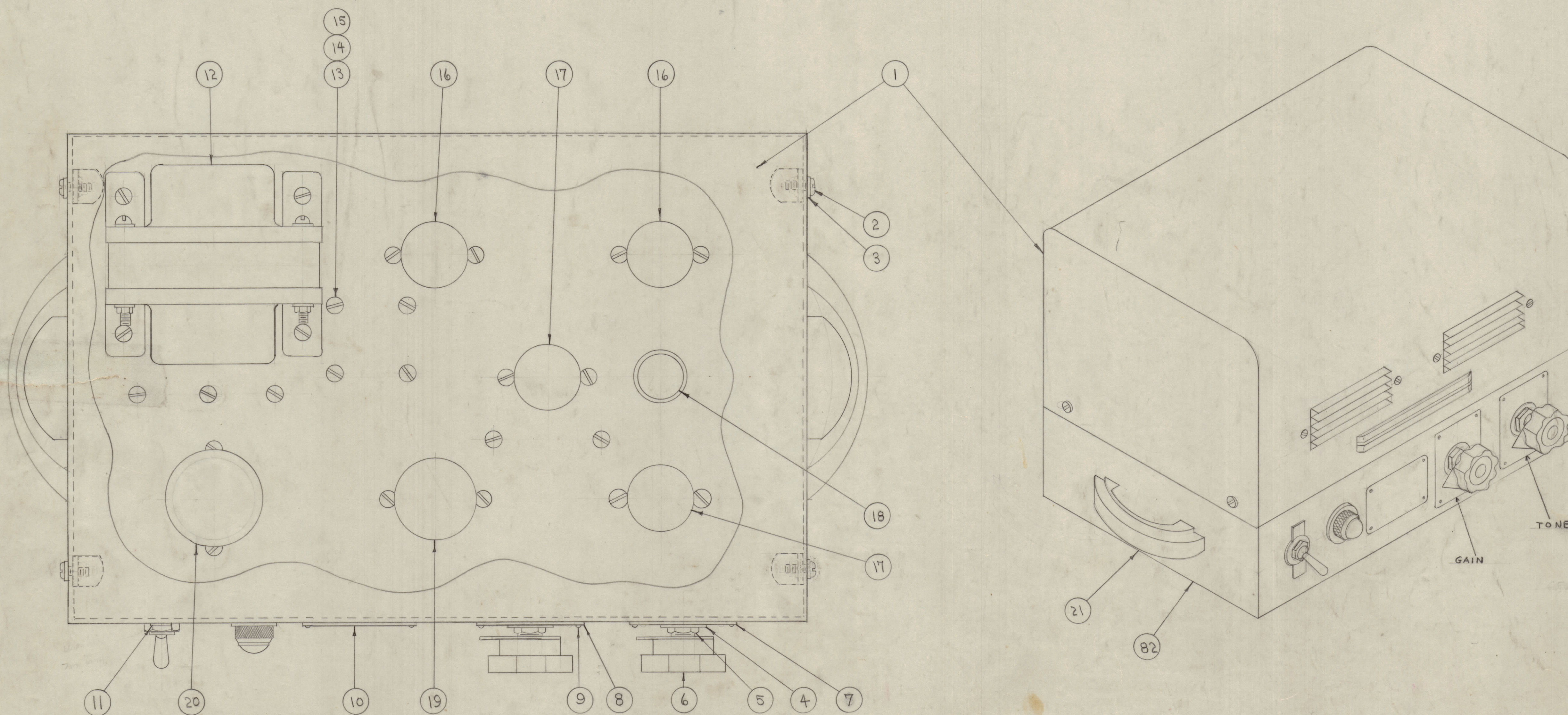


IF IT IS FOUND DESIRABLE TO CHANGE ANY TOLERANCE OR OTHER DETAIL SPECIFIED ON THIS DRAWING NOTIFY THE PURCHASER PROMPTLY.
 MAXIMUM ALLOWABLE TOLERANCES HAVE BEEN DETERMINED AND DEVIATIONS WILL BE CAUSE FOR REJECTION. REMOVE ALL BURRS AND SHARP EDGES.

RELEASED



A-124/A

4	82	SC-102-2	SCREW, THREAD CUTTING	
1	21	MS-117	BOTTOM	
1	20	5V4GT	TUBE, ELECTRONIC	V5
1	19	CE52J200R	CAPACITOR, FIXED	C1
1	18	B1-102-2	INCANDESCENT LAMP	
2	17	6SN7	TUBE, ELECTRONIC	V2
2	16	6V6	TUBE, ELECTRONIC	V3 V4
4	15	NTH0632BC10	NUT, HEXAGONAL	
4	14	LWI06MRC	LOCKWASHER, INT. TOOTH	
4	13	SCBS0632BN4	SCREW, MACHINE	
1	12	TF-102	TRANSFORMER, POWER	
1	11	NP-100-1	SWITCH PLATE, ON-OFF	
1	10	NP-102-3	NAME PLATE	
12	9	SC-102-1	SCREW, THREAD CUTTING	
1	8	NP-101-1	DIAL PLATE, RECTANGULAR	GAIN
1	7	NP-101-2	DIAL PLATE, RECTANGULAR	TONE
2	6	MP-100-4	KNOB, INSTRUMENT	
2	5	NTH3132BC16	NUT, HEXAGONAL	
2	4	LWI37LRC	LOCKWASHER, INT. TOOTH	
6	3	LWE04MRC	LOCKWASHER, EXT. TOOTH	
4	2	SC-102-3	SCREW, THREAD CUTTING	
1	1	MS-118	COVER	

REQ. ITEM	PART NO.	DESCRIPTION	SYMBOL
THE TECHNICAL MATERIEL CORP.			
MAMARONECK, NEW YORK			
COVER AND CHASSIS ASSY.			
STOCK SIZE		CDD 8-13-52	
MATERIAL		DRAWN	
WEIGHT PER PC.		ELEC. DES. APP.	
TYPE & TEMPER		MECH. DES. APP.	
HEAT TREAT. SPEC.		CHECKED	
FINISH & SPEC. NO.		FINAL APPROVAL	

NOTICE TO PERSONS RECEIVING THIS DRAWING
 THE TECHNICAL MATERIEL CORPORATION claims proprietary right in the material disclosed hereon. This drawing is issued in confidence for engineering information only and may not be reproduced or used to manufacture anything shown hereon without permission from THE TECHNICAL MATERIEL CORPORATION to the user. This drawing is loaned for mutual assistance and is subject to recall at any time.
 Property of:
THE TECHNICAL MATERIEL CORPORATION
 MAMARONECK, NEW YORK

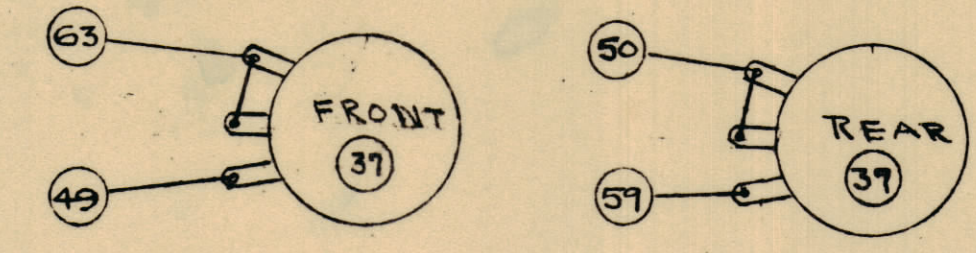
VTG	103	9-20-52
MODEL	PROJECT NO.	DATE
USED ON		

A	See Sheet 2	0-5-52	1		
ISSUE	ITEM	CHANGED FROM	DATE	CN. NO.	DRAFTS
TOLERANCES					
ALL DEC. DIM. ±			SCALE:		
OTHERS FRAC. DIM. ±			DRILL PUNCH, COMMERCIAL STOCK		
ANGULAR DIM. ±			SIZES AND MANUFACTURERS		
			TOLERANCES ARE NOT INCLUDED.		

IF IT IS FOUND DESIRABLE TO CHANGE ANY TOLERANCE OR OTHER DETAIL SPECIFIED ON THIS DRAWING NOTIFY THE PURCHASER PROMPTLY.
 MAXIMUM ALLOWABLE TOLERANCES HAVE BEEN DETERMINED AND DEVIATIONS WILL BE CAUSE FOR REJECTION REMOVE ALL BURRS AND SHARP EDGES

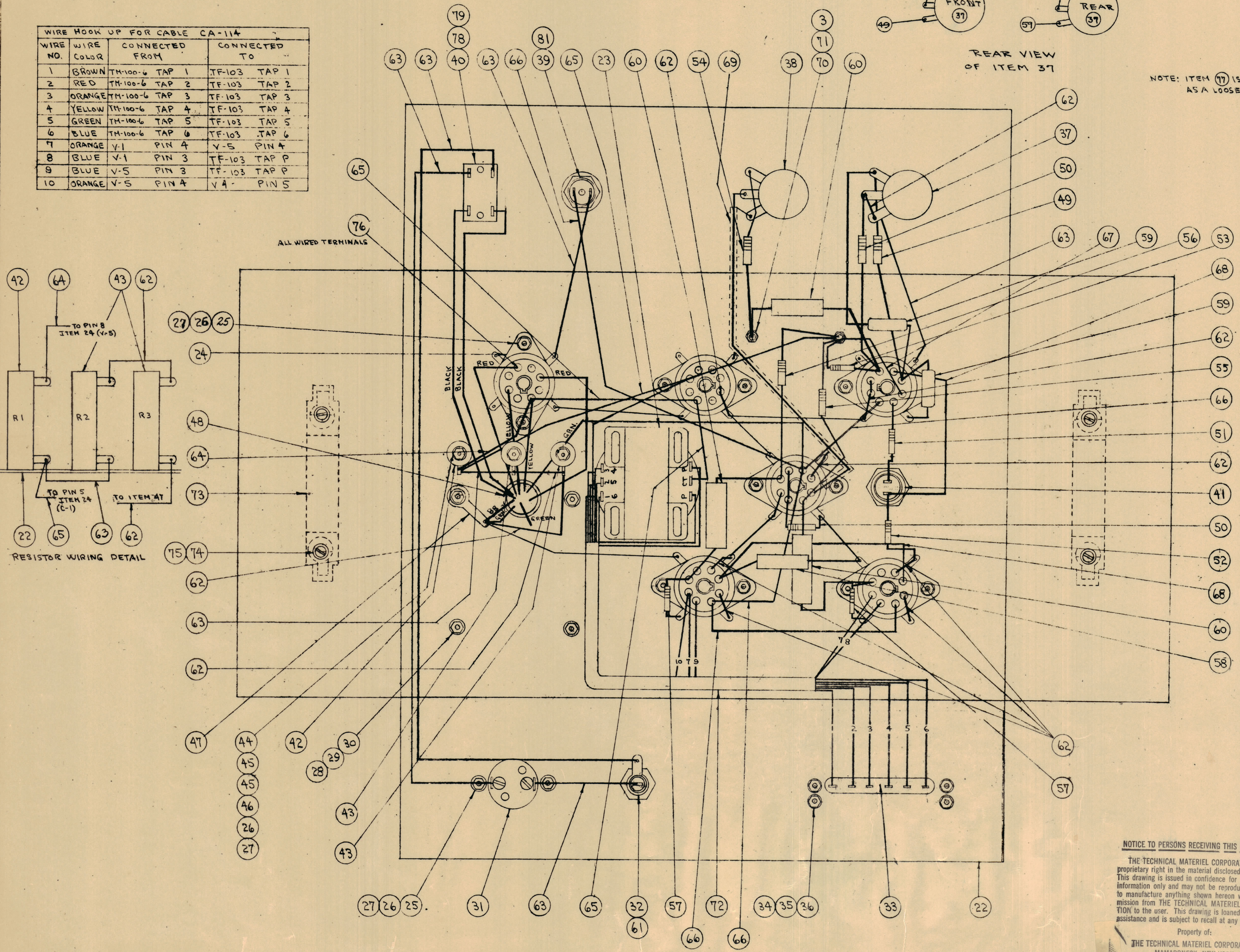
RELEASED

WIRE NO.	WIRE COLOR	CONNECTED FROM	CONNECTED TO
1	BROWN	TM-100-6 TAP 1	TF-103 TAP 1
2	RED	TM-100-6 TAP 2	TF-103 TAP 2
3	ORANGE	TM-100-6 TAP 3	TF-103 TAP 3
4	YELLOW	TM-100-6 TAP 4	TF-103 TAP 4
5	GREEN	TM-100-6 TAP 5	TF-103 TAP 5
6	BLUE	TM-100-6 TAP 6	TF-103 TAP 6
7	ORANGE	V-1 PIN 4	V-5 PIN 4
8	BLUE	V-1 PIN 3	V-5 PIN 3
9	BLUE	V-5 PIN 3	TF-103 TAP P
10	ORANGE	V-5 PIN 4	V-1 PIN 5



REAR VIEW OF ITEM 37

NOTE: ITEM 17 IS SUPPLIED ASA LOOSE ITEM



LD-110 CHASSIS LETTERING - TOP	LD-106 CHASSIS LETTERING - BOTTOM	QTY	DESCRIPTION	SYMBOL
			CHASSIS LETTERING - TOP	
			CHASSIS LETTERING - BOTTOM	
1	81	BI-101-44	INCANDESCENT LAMP	I-1
X	80	CK-102	SCHEMATIC DIAGRAM	
1	79	LW10LR	LOCKWASHER, INT. TOOTH	
1	78	WA-100	LOCKING RING	
1	77	CA-103	CORD ASSY.	
X	76	BS-100	SOLDER, SOFT	
4	75	LWE08MRC	LOCKWASHER, EXT. TOOTH	
4	74	SCPS0832BN4	SCREW, MACHINE	
2	73	HA-100	HANDLE	
1	72	CA-114	CABLE DIAGRAM, SUB ASSY.	
2	71	SCPS0440BN4	SCREW, MACHINE	
2	70	JE-102-2	TERMINAL, TURRET	
7"	69	WL-101-1	CABLE, SHIELD FLEXIBLE	
10"	68	SRIR(1)20U44	CABLE, INSULATED	
3"	67	SRIR(1)20U66	CABLE, INSULATED	
17"	66	SRIR(1)20U11	CABLE, INSULATED	
14"	65	SRIR(1)20U22	CABLE, INSULATED	
6"	64	SRIR(1)20U33	CABLE, INSULATED	
34"	63	SRIR(1)20U00	CABLE, INSULATED	
14"	62	WL-100-6	WIRE, BUSS BAR	
1	61	FU-100-2	FUSE	
3	60	CN-100-4	CAPACITOR, FIXED	C-5, C-1
2	59	CM35C682G	CAPACITOR, MICA	C-3, C-4
1	58	RW-106	RESISTOR, FIXED	R-17
2	57	RC20GF223K	RESISTOR, FIXED	R-15, R-16
1	56	RC20GF563K	RESISTOR, FIXED	R-14
1	55	RC20GF333K	RESISTOR, FIXED	R-12
1	54	RC20GF474K	RESISTOR, FIXED	R-10

1	53	RC20GF153K	RESISTOR, FIXED	R-9
1	52	RC20GF681K	RESISTOR, FIXED	R-8
1	51	RC20GF151K	RESISTOR, FIXED	R-7
2	50	RC20GF272K	RESISTOR, FIXED	R-13
1	49	RC20GF123K	RESISTOR, FIXED	R-5
1	48	AN-931-7-11	GROMMET, ELASTIC	
1	47	TE-104-3	TERMINAL, LOCKING	
3	46	FW06MBC	WASHER, FLAT	
6	45	WA-102-4	WASHER, FIBRE SHOULDER	
3	44	SCPS0632BN36	SCREW, MACHINE	
2	43	RW-110-35	RESISTOR, FIXED	R-2, R-3
1	42	RW-110-23	RESISTOR, FIXED	R-1
1	41	TS-108-2	SOCKET, BAYONET	XI-2
1	40	ST-22-K	SWITCH, TOGGLE	S-1
1	39	TS-106-1	SOCKET LENS, MIN. BAYONET	XI-1
1	38	RVA1TRD504B	RESISTOR, VARIABLE	R-11
1	37	PT-100	RESISTOR, VARIABLE DUAL	R-4
4	36	NTH0432BC8	NUT, HEXAGONAL	
4	35	LW10AMRC	LOCKWASHER, INT. TOOTH	
4	34	SCPS0440BN8	SCREW, MACHINE	
1	33	TM-100-6	TERMINAL STRIP	E-1
1	32	FH-100-2	FUSE EXTRACTOR POST	XFI
1	31	IJ-100-A	RECEPTACLE, HALF TWIST LOCK	J-1
4	30	NTH0832BC8	NUT, HEXAGONAL	
4	29	LW108MRC	LOCKWASHER, INT. TOOTH	
4	28	SCPS0832BN6	SCREW, MACHINE	
15	27	NTH0432BC8	NUT, HEXAGONAL	
15	26	LW106MRC	LOCKWASHER, INT. TOOTH	
12	25	SCPS0632BN4	SCREW, MACHINE	
6	24	TS-101P01	SOCKET, OCTAL	
1	23	TF-103	TRANSFORMER, UNIV. OUTPUT T2	
1	22	MS-110	CHASSIS, LAYOUT	

NOTICE TO PERSONS RECEIVING THIS DRAWING

THE TECHNICAL MATERIEL CORPORATION claims proprietary right in the material disclosed hereon. This drawing is issued in confidence for engineering information only and may not be reproduced or used to manufacture anything shown hereon without permission from THE TECHNICAL MATERIEL CORPORATION to the user. This drawing is loaned for mutual assistance and is subject to recall at any time.

Property of:
 THE TECHNICAL MATERIEL CORPORATION
 MAMARONECK, NEW YORK

REV.	ITEM	CHANGED FROM	DATE	BY	CHK'D	ENG'G
A		Revised	7-5-53			

VTG	103	B-20-52
MODEL	PROJECT NO.	DATE

REV.	ITEM	PART NO.	DESCRIPTION	SYMBOL
THE TECHNICAL MATERIEL CORP. MAMARONECK, NEW YORK				
COVER + CHASSIS ASSY.				
C.O.D. 2-14-53				
SHEET 2 of 2 A-124 A				