IF IT IS FOUND DESIRABLE TO CHANGE ANY TOLERANCE OR OTHER DETAIL SPECIFIED ON THIS DRAWING NOTIFY THE PURCHASER PROMPTLY.

MAXIMUM ALLOWABLE TOLERANCES HAVE BEEN DETERMINED AND DEVIATIONS WILL BE CAUSE FOR REJECTION. REMOVE ALL BURRS AND SHARP EDGES

RELEASED

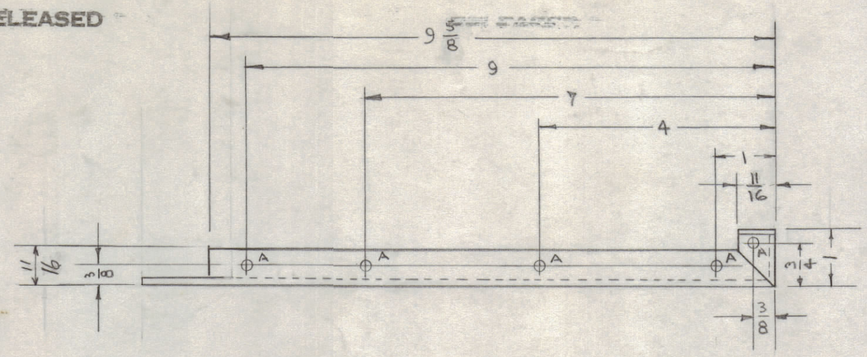

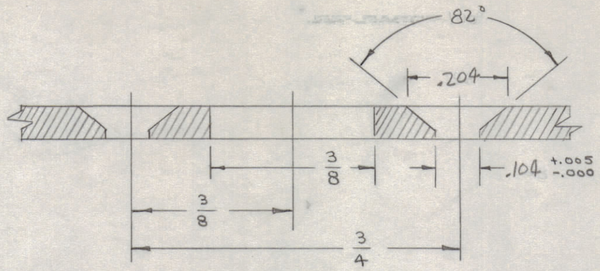

DETAIL "AA" 1 REQUIRED

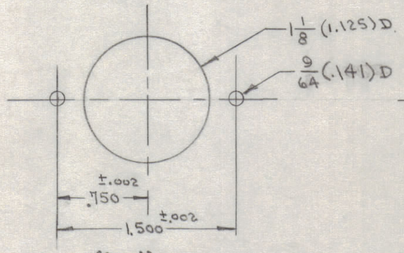

DETAIL "BB" 1 REQUIRED

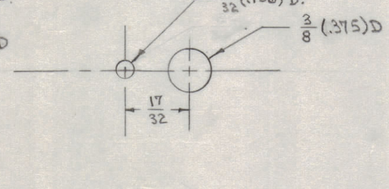

DETAIL "CC" 1 REQUIRED

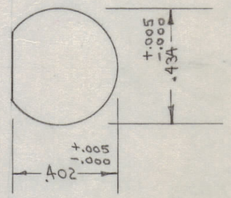

HOLE E 2 REQUIRED

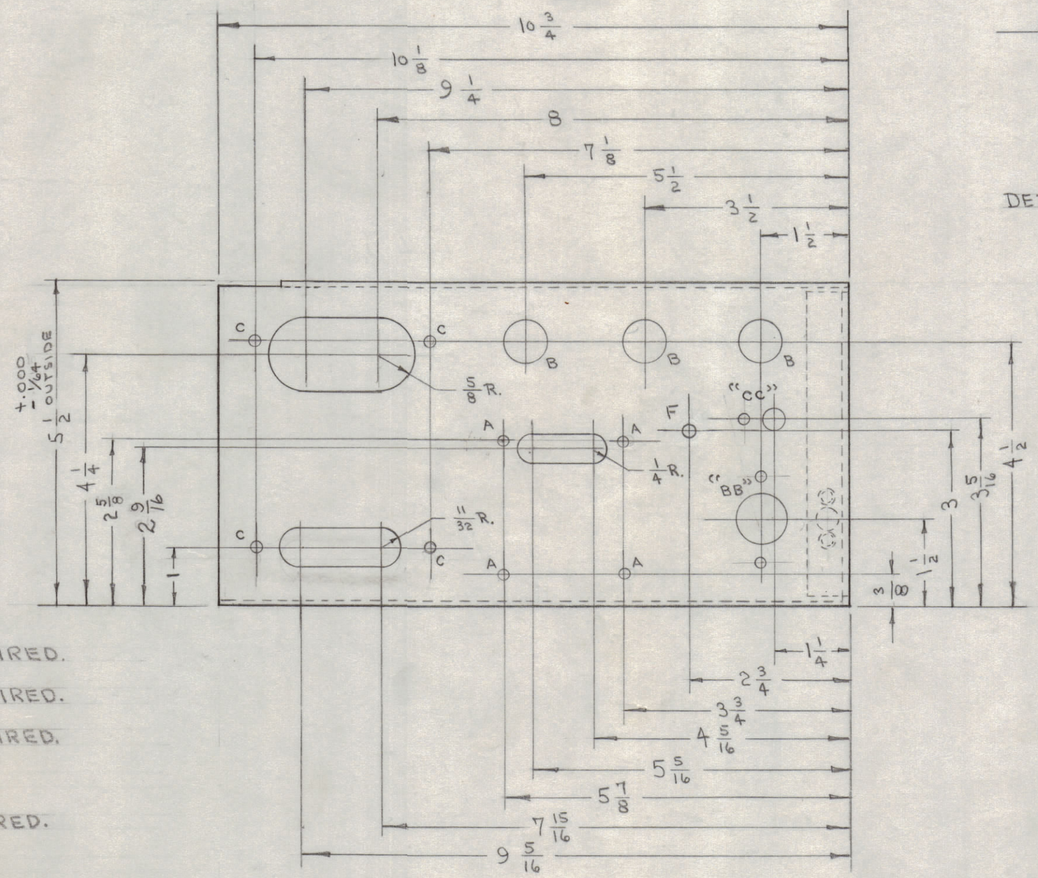

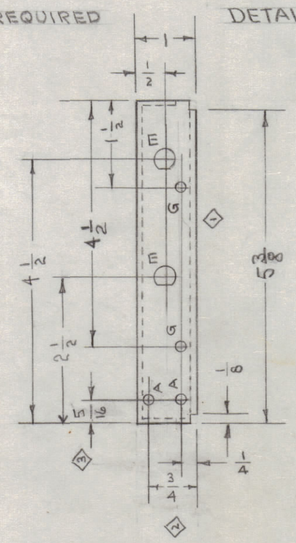

METAL STAMP TMC PART NO
1/8 HIGH, GOTHIC.

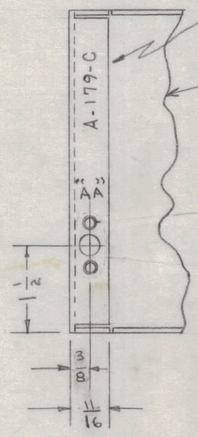

A - 3/16 (.187) 15 HOLES REQUIRED.

B - 3/4 (.750) 3 HOLES REQUIRED.

C - 7/32 (.218) 4 HOLES REQUIRED.

E - SEE DETAIL.

F - 3/16 (.187) 1 HOLE REQUIRED.

ALL BENDS 90°

ALL INSIDE RADII 1/16

G - 11/64 (.172) D. 2 HOLES REQUIRED

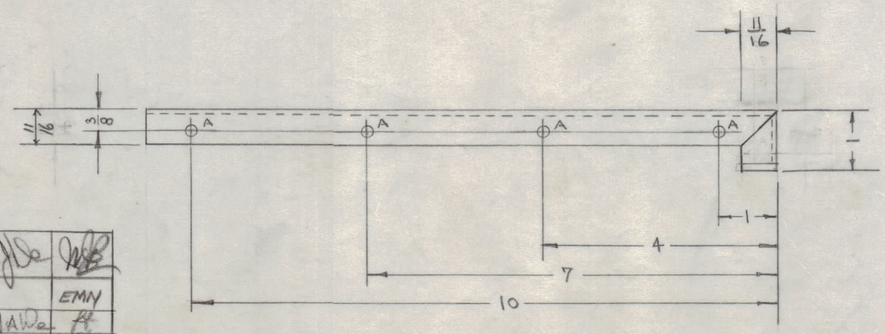

C	3	DETAIL "A-A" DIMS CLARIFIED	10-26-62	7/9/62			
	2	ITEM(3) FS-100, 4 REQ DELETED					
	1	ITEM(2) AN5422A-3-2, 8 REQ DELETED					
B	1	S404 - IRIDITE WAS S101 - CAUSTIC DID	12-9-59	1001			EMN
A	3	A MOVED. WAS 3/8	10/23/52	1	C.D.D.		
	2	11 A HOLE ADDED	10/23/52	1	C.D.D.		
	1	2 G HOLES ADDED	10/23/52	1	C.D.D.		
ISSUE	ITEM	CHANGED FROM	DATE	CN. NO.	DRAFTS	CHECKER	ENG. APP.

TOLERANCES		SCALE: 1/2 SIZE
ALL OTHERS	DEC. DIM. ± .005 FRAC. DIM. ± 1/64 ANGULAR DIM. ±	DRILL, PUNCH, COMMERCIAL STOCK SIZES AND MANUFACTURERS TOLERANCES ARE NOT INCLUDED.

LFA	109	A-185	9-8-52
MODEL	PROJECT NO.	ASS'Y. NO.	DATE
USED ON			

REQ.	ITEM	PART NO.	DESCRIPTION	SYMBOL
1	4	LD-114	LETTERING DIAGRAM	
~~1~~	3	— " —	DELETED	
~~1~~	2	— " —	DELETED	
1	1	MS-128	CHASSIS, POWER SUPPLY (NO DRAWING)	

.064	STOCK SIZE
ALUMINUM	MATERIAL / WEIGHT PER PC.
52S-H32	TYPE & TEMPER
— " —	HEAT TREAT. SPEC.
S404 YEL-IRIDITE	FINISH & SPEC. NO.

THE TECHNICAL MATERIEL CORP.
MAMARONECK. NEW YORK

CHASSIS, POWER SUPPLY.
SUB ASSEMBLY

DRAWN	ELEC. DES. APP.	MECH. DES. APP.
C.D.D. 8-9-52		10-8-52
CHECKED	FINAL APPROVAL	
W.D.C. 10-8-52		

A-179 C

FORM — 110