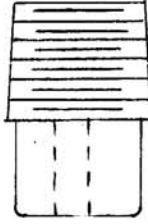
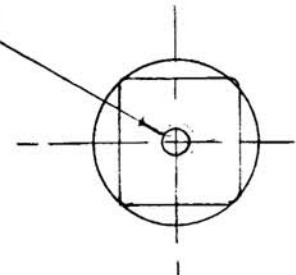


STANDARD DRAWING

USED ON
ASSY. NO. DATE
A-1291 D

REQ. PER UNIT	MODEL	DATE
1	BAC-1	
1	BAC-1-S-20	

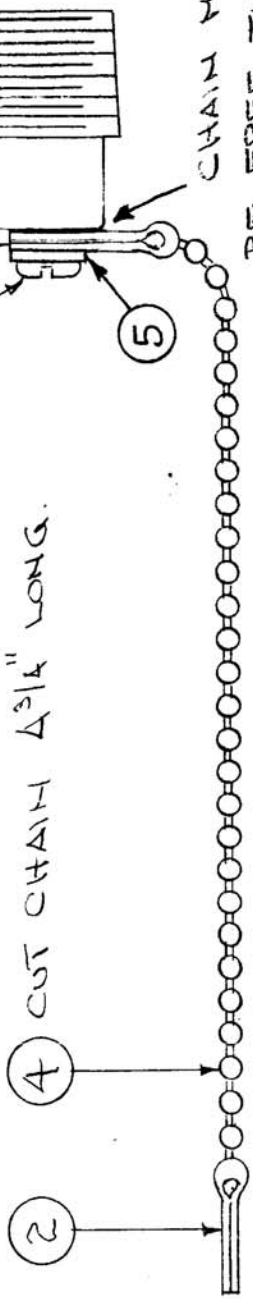
A3 (.085) DIA X 1/4 DEEP



ASSEMBLE AS BELOW

DRILL & TAP AS ABOVE

② ④ CUT CHAIN 4 3/4" LONG.



REQ. ITEM	PART NO.	DESCRIPTION	SYMBOL
1	FW04HBN	FLAT WASHER	
1	A3	BEAD CHAIN	
1	CJ-100-2	SCREW, THD. CUTTING	
2	SF80A0AWS	COUPLING	
2	MS-105-1-S	PIPE PLUG	
1	SC-13A		

ISSUE	ITEM	CHANGED FROM	DATE	CH. NO.	DRAFTS	CHECKER	ENG. APP.
D	1	Item 5 was FW04MRC	11-14-61	5856	EF	LB	LB
C	1	FW04MRC ADDED	3-12-57	3	SC	LB	AK
B	1	HOLE WAS 4.40 TAP. ITEM 3 WAS SC8504408	10/19/56	2	CSB	HADE	WDC
A	1	ITEM 1 WAS SC-133-1H 3716308	9/28/56	1	CSB	HADE	AMB

REQ. ITEM	PART NO.	DESCRIPTION	SYMBOL
1	FW04HBN	FLAT WASHER	
1	A3	BEAD CHAIN	
1	CJ-100-2	SCREW, THD. CUTTING	
2	SF80A0AWS	COUPLING	
2	MS-105-1-S	PIPE PLUG	
1	SC-13A		

MATERIAL		TYPE & TEMPER		HEAT TREAT. SPEC.		FINISH & SPEC. N.	
CDD 510/16		DRAWN		CHECKED		ELEC. DES. APP. MECH. DES. APP.	
HADE		WDC		WDC		A-1291 D	
THE TECHNICAL MATERIEL CORP. MAMARONECK, NEW YORK		DRAWN		CHECKED		FINAL APPROVAL	
DRAIN PUMP ASSEMBLY		HADE		WDC		A-1291 D	

SCALE:
MAXIMUM ALLOWABLE TOLERANCES HAVE BEEN DETERMINED AND ANY DEVIATIONS WILL BE CAUSE FOR REJECTION. REMOVE ALL BURRS AND SHARP EDGES

REC. DIM. ±
FAC. DIM. ± 1/64
ANGULAR DIM. ±