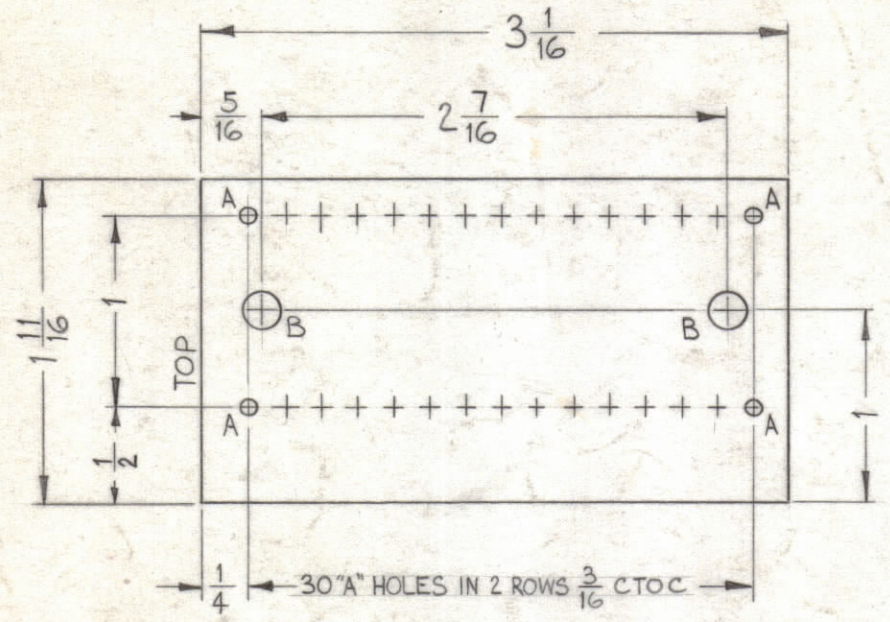


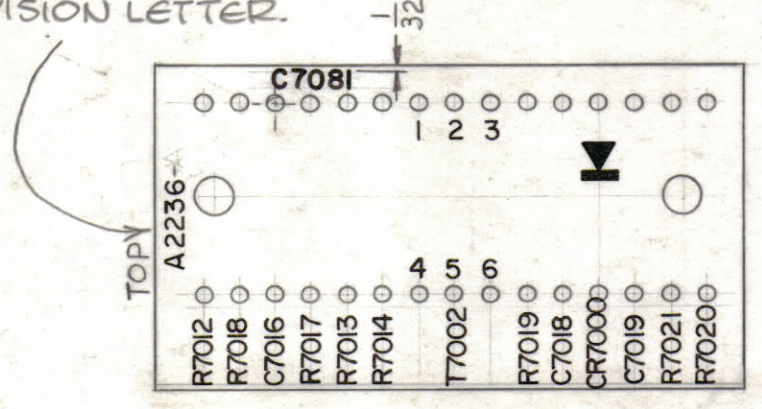
LEGEND		
HOLE	DESCRIPTION	REQ.
A	.078 DIA.	30
B	.189 DIA.	2



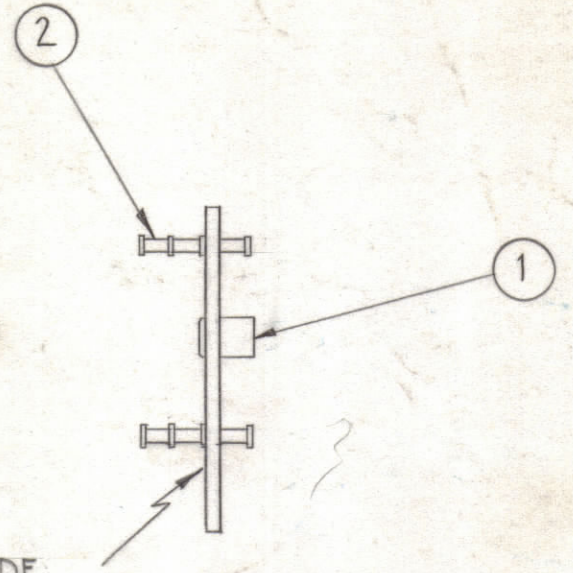
STAGE 1 - MACHINING (A-2236-1).  
MATERIAL - 1/16 THICK, XXXP, PHENOLIC, FINISH - NATURAL.

ALL LETTERING TO BE 3/32 HIGH BLACK LUSTERLESS GOTHIC  
(PHOTO PRESS RESULT)  
MARKING PROCESS: AS PER TMC SPECIFICATION S-727

MARK TMC NO. W/LATEST REVISION LETTER.



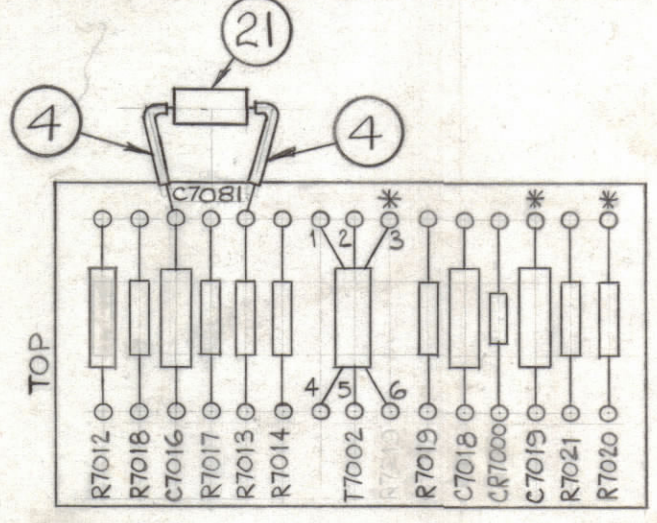
STAGE 2 - STAMPING (A-2236-2).



LETTERING ON THIS SIDE

STAGE 3 - SUB-ASS'Y (A-2236-3).

TOP VIEW



NOTE:  
ALL BUSS WIRE TO BE 3" LONG.  
ALL SLEEVING TO BE 1/2" SHORTER.

\* DO NOT SOLDER

ALL BLU. SLEEVING. 8

7 ALL RED SLEEVING.

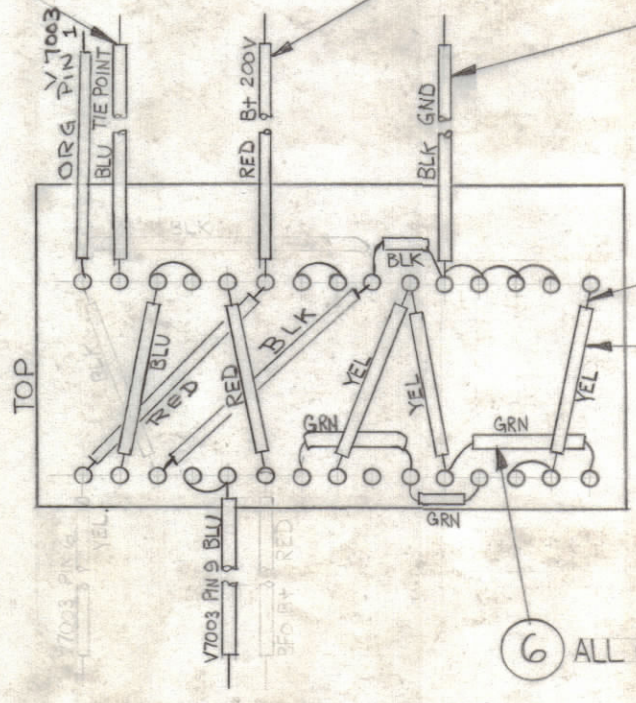
4 ALL BLK. SLEEVING

3 ALL BUSS WIRE

5 ALL YEL. SLEEVING

6 ALL GRN. SLEEVING.

BOTTOM VIEW



STAGE 4 - ELECTRICAL ASS'Y (A-2236-4).

REQ.	ITEM	PART NO.	DESCRIPTION	SYMBOL
1	21	CM15F111J03	CAPACITOR, FIXED MICA	C7081
X	20	BS-100	SOLDER, SOFT	
1	19	CM 15F 331J03	CAPACITOR, FIXED MICA	C7016
1	18	RC42GF103J	RESISTOR, FIXED CARBON	R7012
1	17	RC20GF104J	RESISTOR, FIXED CARBON	R7018
2	16	RC20GF103J	RESISTOR, FIXED CARBON	
1	15	TF-228K15	TRANSFORMER, PULSE	T7002
1	14	1N34	DIODE, GERMANIUM	CR7000
1	13	CM 20 F 821G03	CAPACITOR, FIXED MICA	C7018
1	12	CM 20 F 561G03	CAPACITOR, FIXED MICA	C7019
2	11	RC20GF472J	RESISTOR, FIXED CARBON	
1	10	RC20GF821J	RESISTOR, FIXED CARBON	R7021
1	9	RC20GF473J	RESISTOR, FIXED CARBON	R7020
X	8	PX-104-6-.022	SLEEVING, INSULATION	BLUE
X	7	↑ -3. ↑	↑ ↑	RED
X	6	↑ -4. ↑	↑ ↑	GREEN
X	5	↓ -2. ↓	↓ ↓	YELLOW
X	4	PX-104-1-.022	SLEEVING, INSULATION	BLACK
X	3	WL-100-8	WIRE, BUSS	
30	2	TE-168-4B	TERMINAL, MINIATURE	
2	1	TE-108-1	STAND-OFF, RIVET TYPE	

R7013  
R7017

R7014  
R7019

SYM	ZONE	DESCRIPTION	DATE	CH. NO.	DRAFTS	CHECKER	ENG. APP.
B		BUILD UP UPDATED	2.27.67	17850	WJW	JCS	[Signature]
A	F5	ADDED ITEM (21) C7081 MARKING ADDED	7.31.63	9672	WJW	JAY	[Signature]

UNLESS OTHERWISE SPECIFIED:  
DIMENSIONS ARE IN INCHES  
TOLERANCES ON FRACTIONS ± 1/64 DECIMALS ± .005 ANGLES ± 1/2°

SCALE: MAXIMUM ALLOWABLE TOLERANCES HAVE BEEN DETERMINED AND ANY DEVIATIONS WILL BE CAUSE FOR REJECTION. REMOVE ALL BURRS & SHARP EDGES

REQ. PER UNIT	MODEL	SECTION	ASS'Y. NO.	DATE
1	HFA-1	AUDIO		7-26-62

REQ.	ITEM	PART NO.	DESCRIPTION	SYMBOL
T. FAIOLA				
THE TECHNICAL MATERIEL CORP. MAMARONECK, NEW YORK				
STOCK SIZE				
TERMINAL BOARD & COMPONENT ASS'Y (CHANNEL A)				
MATERIAL				
DRAWN: M.F. FILED: [Signature] CHECKED: [Signature] FINAL APPROVAL: [Signature]				
TYPE & TEMPER HEAT TREAT. SPEC.				
FINISH & SPEC. NO.				
ELEC. DES. APP. MECH. DES. APP. SHEET OF				