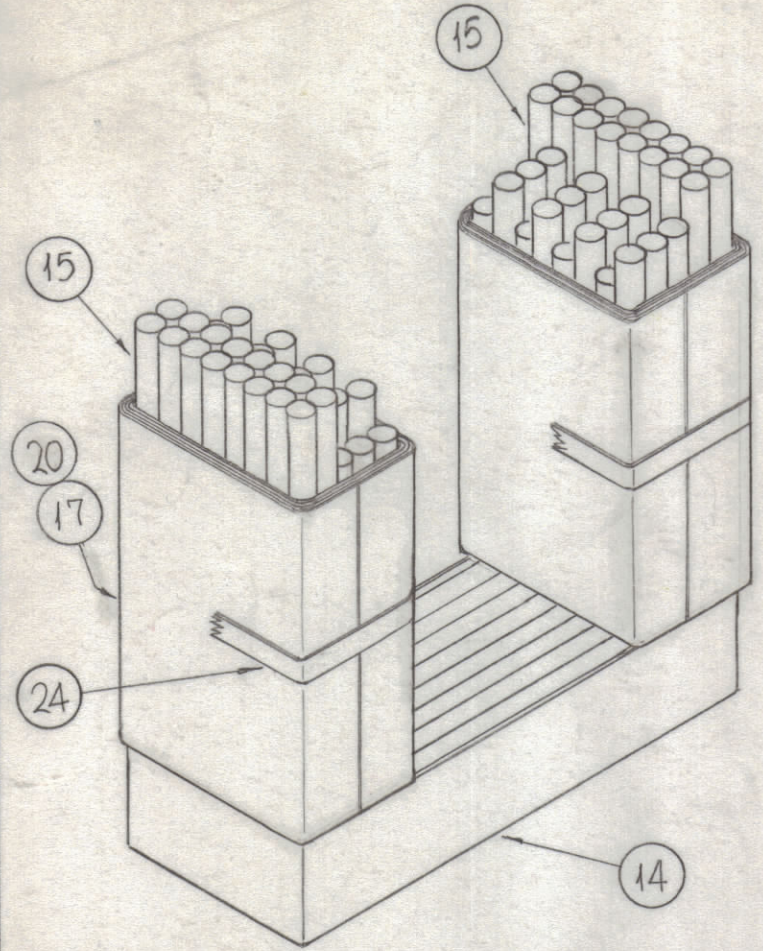


		REVISIONS					
ZONE	SYM	DESCRIPTION	DATE	E.M.N. NO.	DRAFT	CHKD	APPD
	0	ORIGINAL RELEASE FOR PRODUCTION	4-6-64				
	A	IT. 8 WAS SCBP2520BN10 & ADDED IT. 31 & 32 TO STEP 14	6-23-66	16442			

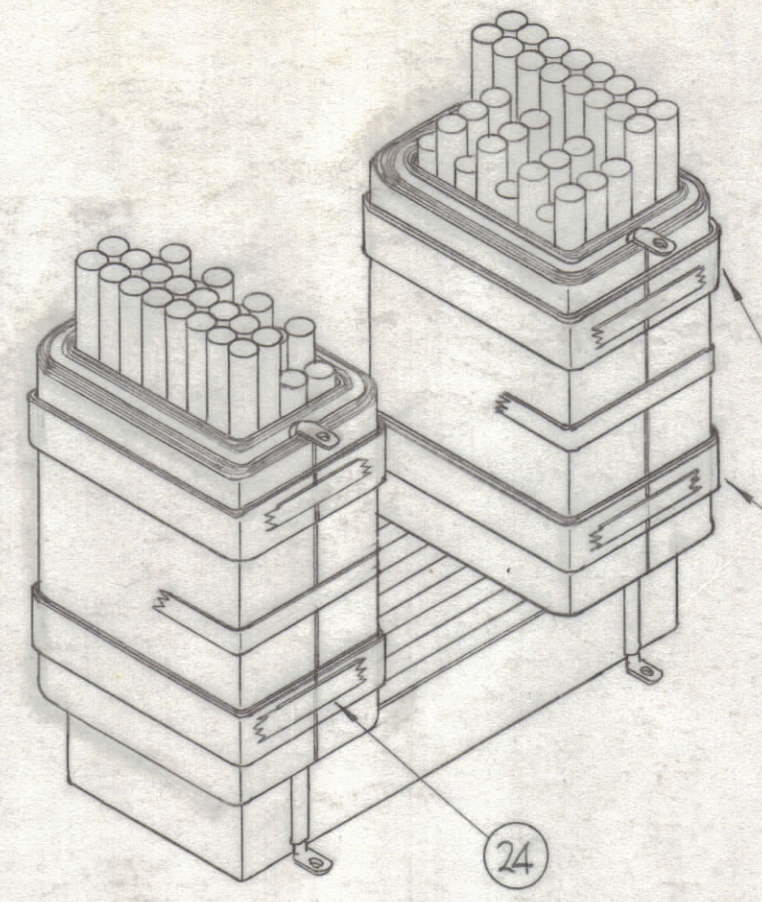
STEPS: 1, 2 & 3

- 1~ ASSEMBLE ITEMS 14 & 15 AS SHOWN.
- 2~ WIND 4 TURNS OF ITEM 17, AROUND ITEM 15. AND SECURE WITH A 6" STRIP OF ITEM 24 AS SHOWN.
- 3~ WIND 6 TURNS OF ITEM 20 AROUND ITEM 15. AND SECURE WITH A 6" STRIP OF ITEM 24 AS SHOWN.



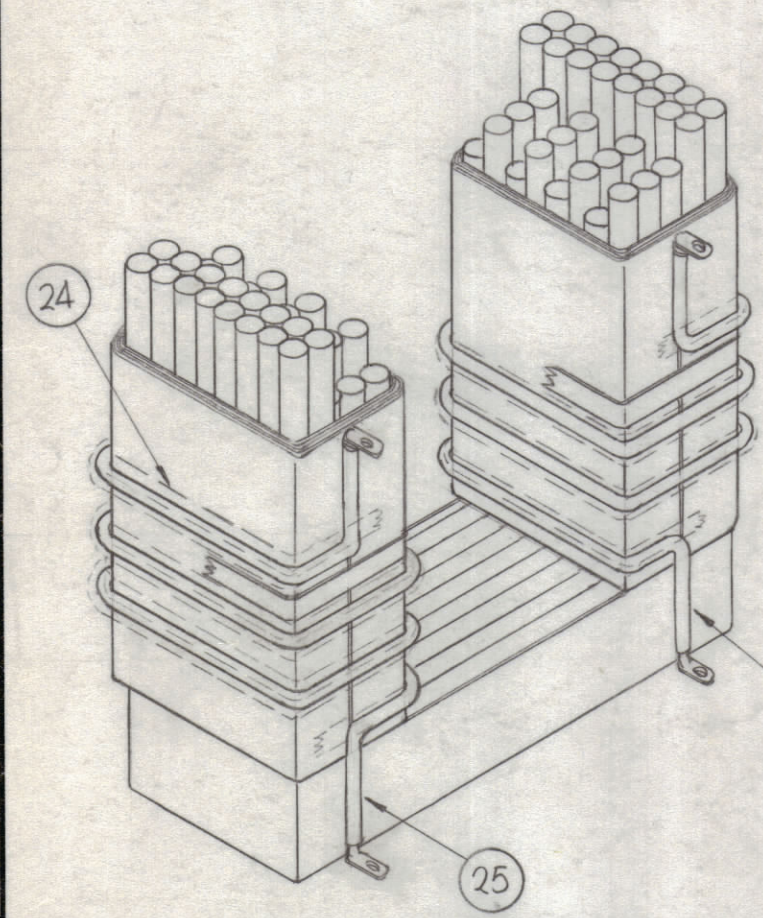
STEP-9

- 9~ WIND 10 TURNS OF ITEM 23 AROUND ITEM 15 AND SECURE WITH A 6" STRIP OF ITEM 24 AS SHOWN



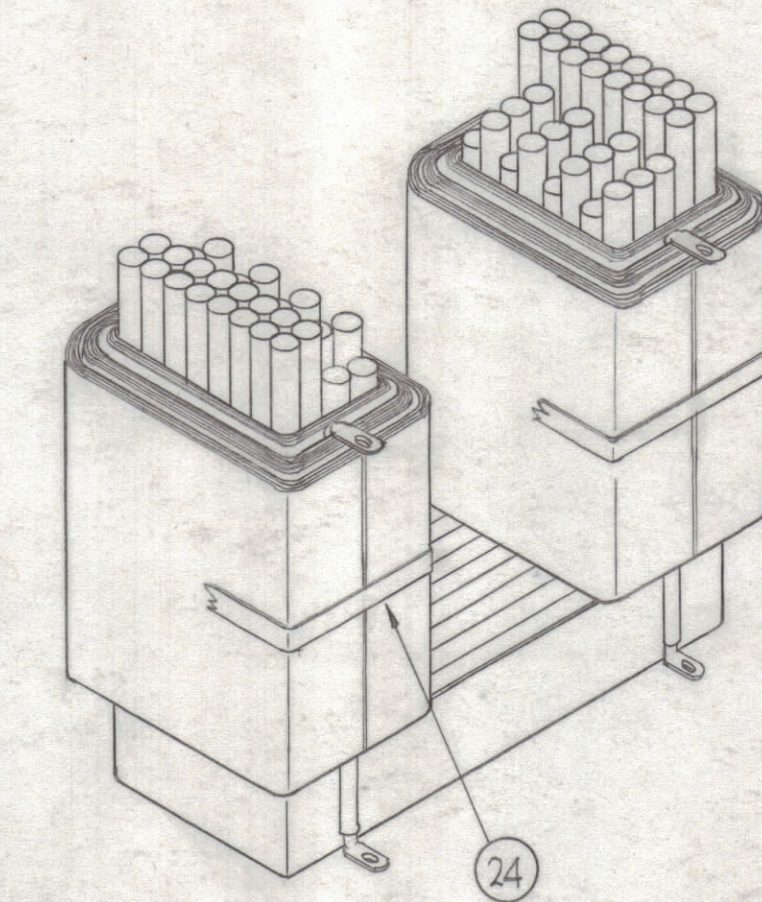
STEP: 4

- 4~ PLACE ITEMS 25 & 26 OVER ITEM 15 AND SECURE WITH ITEM 24 AS SHOWN.



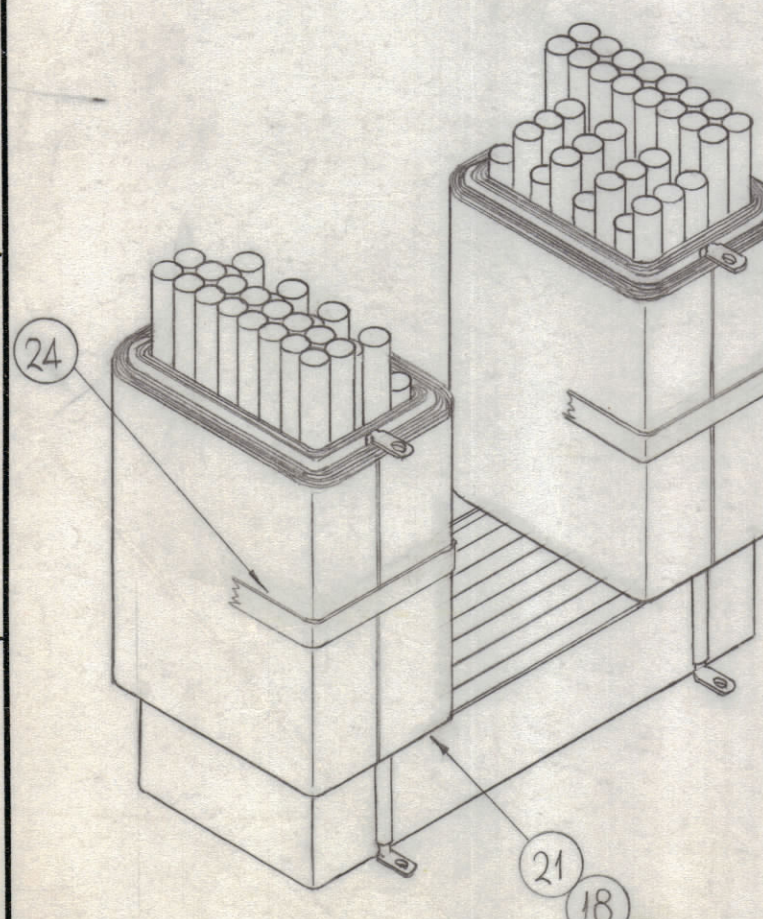
STEPS: 10 & 11

- 10~ WIND 1 TURN OF ITEM 22 AROUND ITEM 15 AND SECURE WITH A 6" STRIP OF ITEM 24 AS SHOWN.
- 11~ REPEAT STEP 7



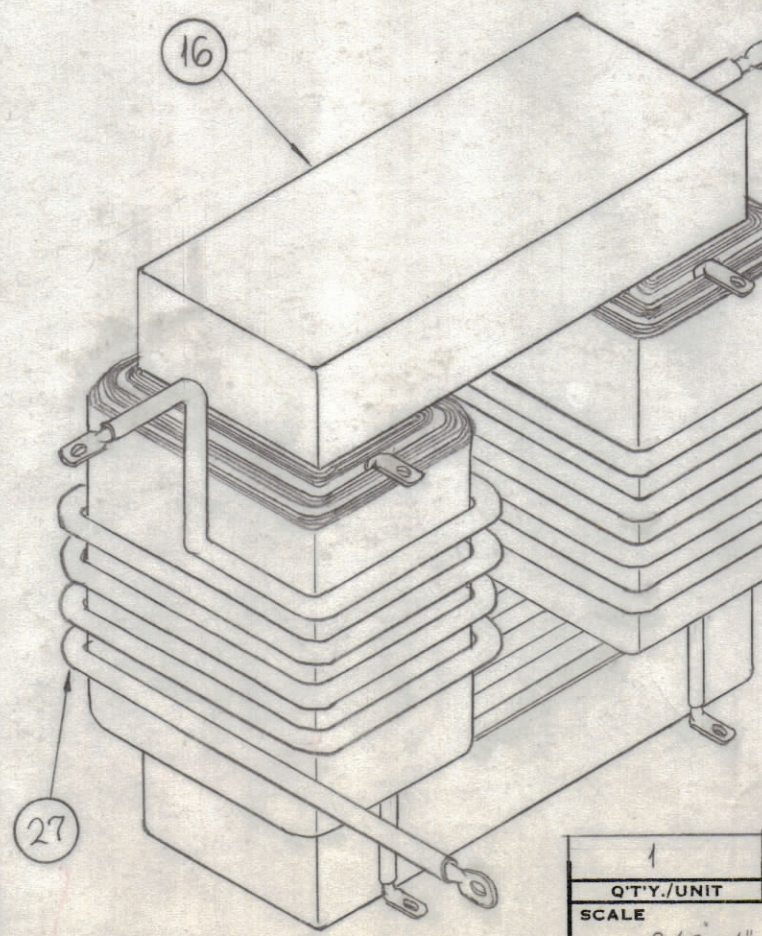
STEPS: 5, 6, 7 & 8

- 5~ WIND 2 TURNS OF ITEM 21 AROUND ITEM 15 AND SECURE WITH A 6" STRIP OF ITEM 24 AS SHOWN.
- 6~ WIND 2 TURNS OF ITEM 18 AROUND ITEM 15 AND SECURE WITH A 6" STRIP OF ITEM 24 AS SHOWN.
- 7~ WIND 10 TURNS OF ITEM 19 AROUND ITEM 15 AND SECURE WITH A 6" STRIP OF ITEM 24 AS SHOWN.
- 8~ REPEAT STEP 2



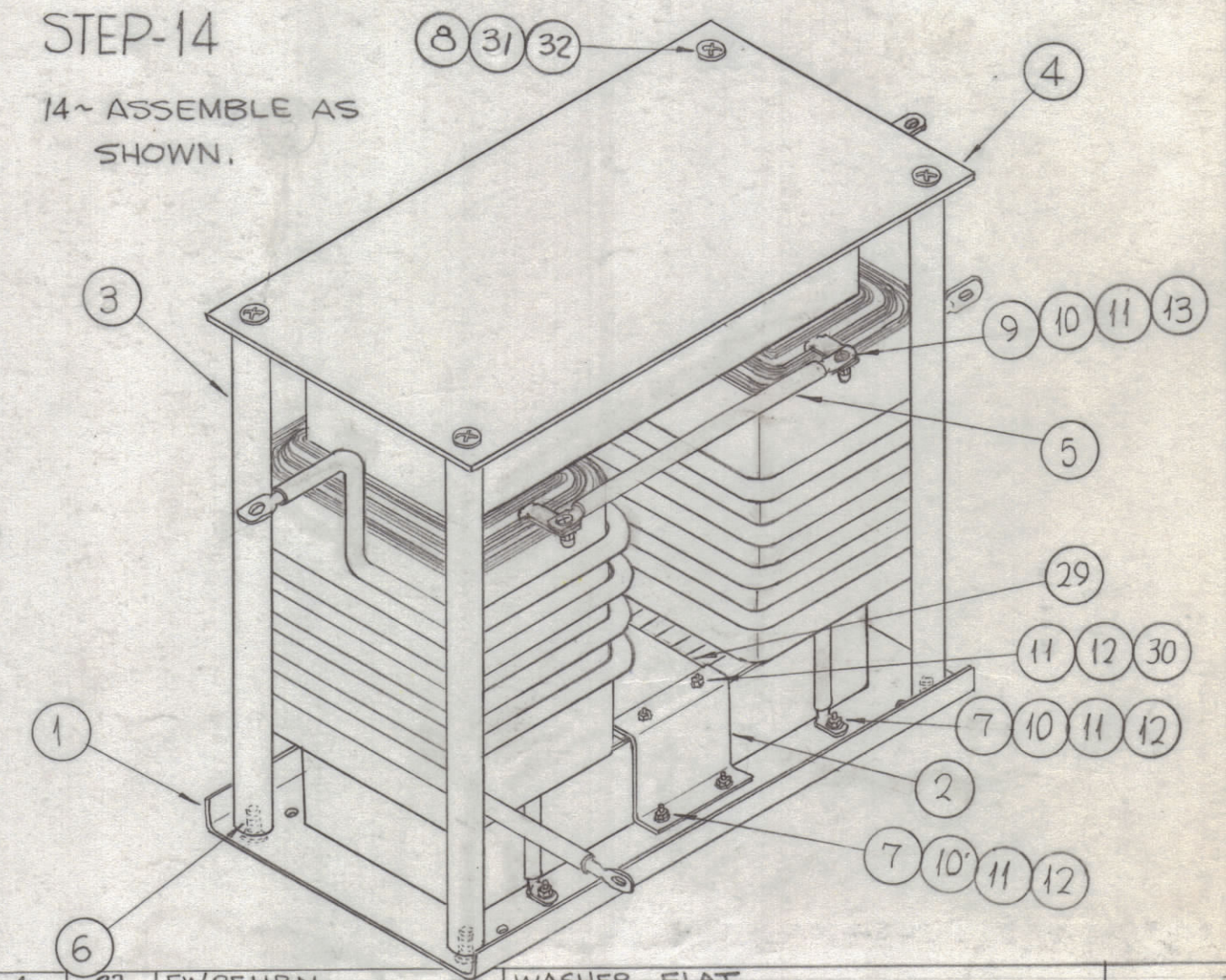
STEPS: 12 & 13

- 12~ PLACE ITEMS 27 & 28 AROUND ITEM 15 AS SHOWN.
- 13~ PLACE ITEM 16 OVER ITEM 15 AS SHOWN.



STEP-14

- 14~ ASSEMBLE AS SHOWN.



REQ'D.	ITEM	PART NUMBER	DESCRIPTION	SYMBOL
4	32	FW25HBN	WASHER, FLAT	
4	31	LWS25MRN	LOCKWASHER, SPRING TYPE	
4	30	SCFP1032BN9	SCREW, MACHINE	
1	29	PX-799	INSULATOR, XFMR TIEDOWN	
1	28	A-3464-2	WINDING, SECONDARY	
1	27	A-3464-1	WINDING, SECONDARY	
1	26	A-3351-2	WINDING, PRIMARY	
1	25	A-3351-1	WINDING, PRIMARY	
X	24	TA-113-3-1	TAPE, GLASS	
4	23	PX-397-8	SHEET, TEFLON	
2	22	PX-397-7		
2	21	PX-397-6		
2	20	PX-397-5		
4	19	PX-397-4	SHEET, TEFLON	
2	18	PX-761-2	INSULATION HIGH TEMP.	
4	17	PX-761-1	INSULATION HIGH TEMP.	
1	16	A-3471	CORE ASS'Y (TOP)	
2	15	A-3428	CORE ASS'Y (SIDES)	
1	14	A-3472	CORE ASS'Y (BOTTOM)	
2	13	NTC1032BCR	NUT, CAP	
10	12	NTH1032BN12	NUT, HEXAGON	
12	11	LWS10MRN	LOCKWASHER, SPRING TYPE	
8	10	FW10HBN	WASHER, FLAT	
2	9	SCBP1032BN6	SCREW, MACHINE	
4	8	SCBP2520BN12		
6	7	SCFP1032BN8		
4	6	SCFP2520BN9	SCREW, MACHINE	
1	5	CA-731-1-10.875	LEAD, ELECTRICAL	
1	4	PX-746	PLATE, TRANSFORMER TIEDOWN	
4	3	PX-747	STANDOFF, TRANSFORMER	
2	2	MS-3276	BRACKET, TRANSFORMER MTG.	
1	1	MS-3272	SUB PLATE XMFR MTG.	

NOT TO BE RELEASED W/O AUTHORIZATION

AUTH. BY _____

DATE _____

NOTES

1	GPT-200K	AT-105
Q'TY./UNIT	MODEL USED ON	ASS'Y. NO.
SCALE 3/16" = 1"	CODE A	
THE CONTENTS OF THIS DRAWING ARE THE EXCLUSIVE PROPERTY OF THE TECHNICAL MATERIEL CORP. ITS UNAUTHORIZED USE OR REPRODUCTION IN WHOLE OR IN PART IS STRICTLY FORBIDDEN.		

UNLESS OTHERWISE SPECIFIED DIMENSIONS ARE IN INCHES AND INCLUDE CHEMICALLY APPLIED OR PLATED FINISHES				DRAWN Granfilippo		DATE 1-30-64		FINAL APPROVAL RJC		DATE 4/30/69			
DECIMALS x ± .08 XX ± .01 XXX ± .005				TOLERANCES				ELECT. DES. 25		DATE 3/1/68		A-3143	
FRACTIONS ± 1/64 ANGLES ± 0° 30'				MECH. DES. 26		DATE 2/2/64		SHEET		REV. LTR.			

A-3143

F. BUDETTI LIST OF MATERIAL

MATERIAL				THE TECHNICAL MATERIEL CORP. MAMARONECK, NEW YORK			
FINISH				TITLE TR-179 ASS'Y			
DATE 1-30-64				DATE 4/30/69			
DATE 3/1/68				DATE 2/2/64			
SHEET				REV. LTR.			