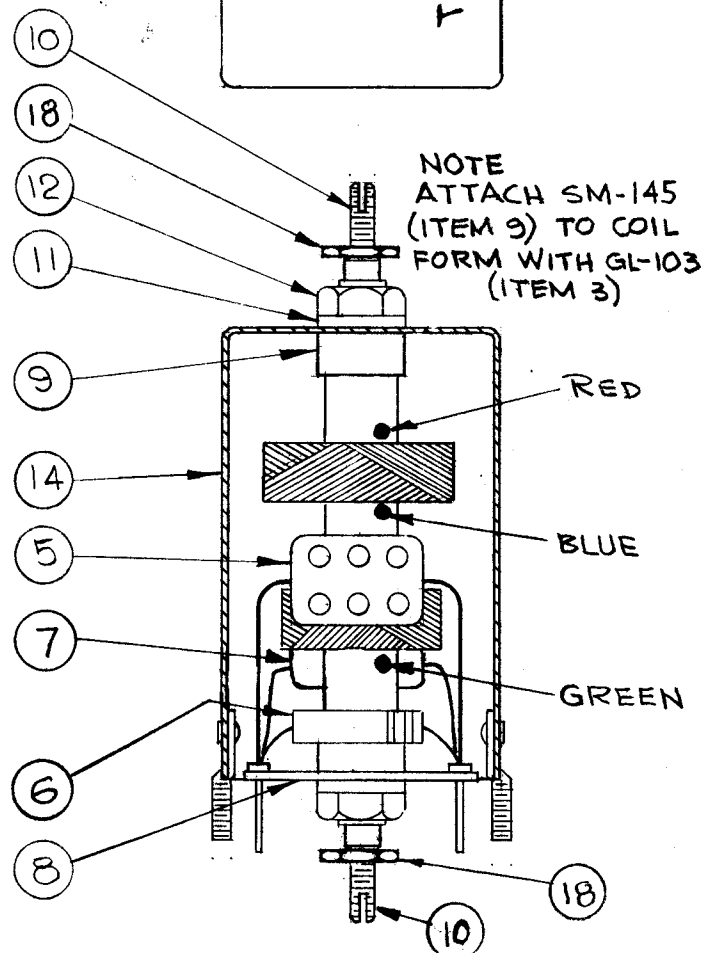
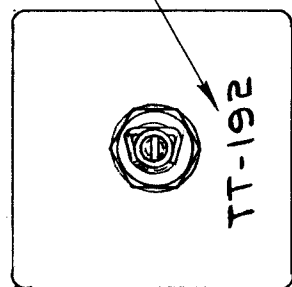
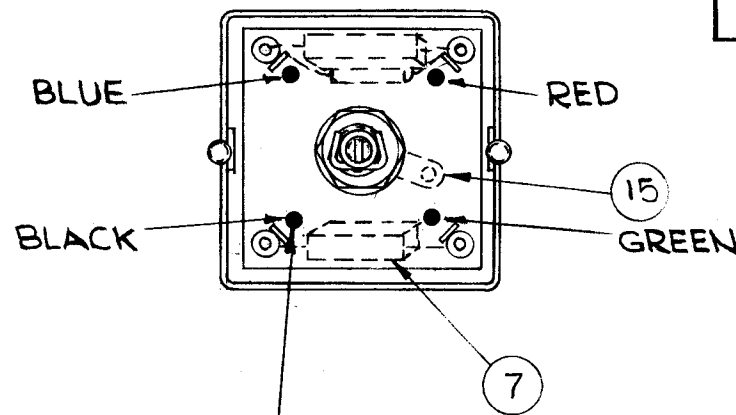


STAMP TMC PART NO.
1/8 HIGH BLACK GOTHIC
WITH LATEST REVISION LETTER

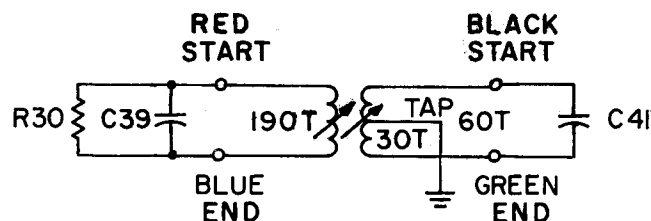
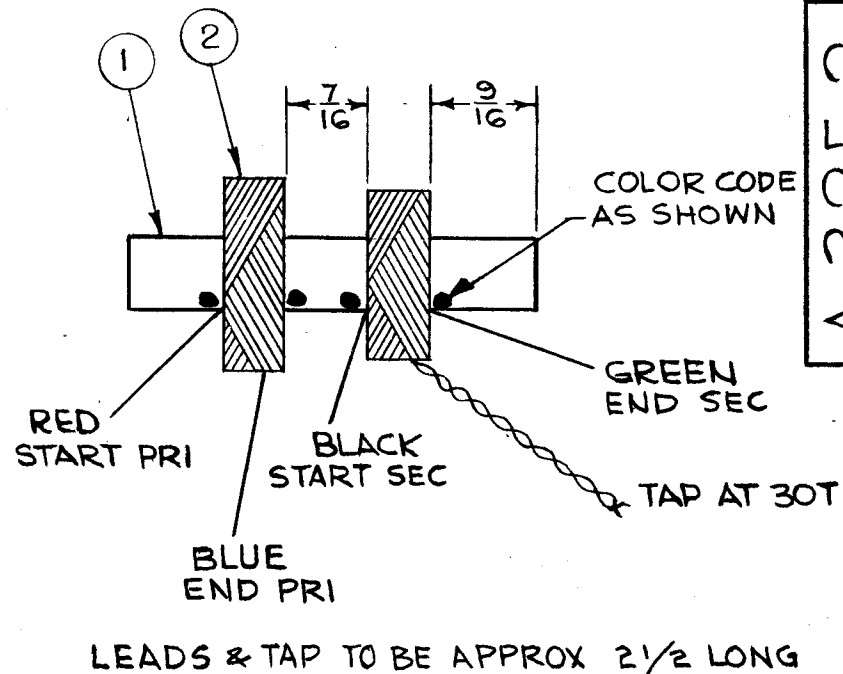


NOTE
ATTACH SM-145
(ITEM 9) TO COIL
FORM WITH GL-103
(ITEM 3)



COLOR CODE BOARD
AS SHOWN

NOTES



TEST DATA W/O CORE

WINDING	L UH	Q	F
PRI.	415 (395-435)	90 OR GREATER	790 KC
SEC.	40 (38-42)	65 OR GREATER	2.5 MC

1	GPR-91RXD	
Q'TY./UNIT	MODEL USED ON	ASS'Y. NO.
SCALE	CODE	
NONE		

THE CONTENTS OF THIS DRAWING ARE THE EXCLUSIVE PROPERTY OF THE TECHNICAL MATERIEL CORP. ITS UNAUTHORIZED USE OR REPRODUCTION IN WHOLE OR IN PART IS STRICTLY FORBIDDEN.

A-3252 C

REVISIONS

SYM	DESCRIPTION	DATE	E.M.N. NO.	DRAFT	CHKD	APPD
A	B/MI IT. 10 QTY. WAS 2; IT. 17 ADD;	3-5-65	13659			
B	IT. 13 (SP102) & 17 (CI109-11) DELE; IT 9 WAS (SM110); IT. 10 QTY. WAS 1; IT. 18 ADDED.	4-20-65	13843			
C	IT 5 WAS CM20D22IG; IT 6 WAS RC20GF394J	10-18-66	17039			

WINDING MACHINE DATA

CAM GEAR	104
DRIVER GEAR	68
CAM	.187

WINDING DATA

- PRIMARY - 1 PI - 190 TURNS OF ITEM 2. (UNIVERSAL WINDING).
SECONDARY - 1 PI - 60 TURNS OF ITEM 2. (UNIVERSAL WINDING).
BRING OUT TAP AT 30 TURNS.
1. STAKE LEADS & TAP TO COIL FORM WITH ITEM 3. BAKE FOR 1/2 HOUR AT 215°F.
 2. SATURATE COILS WITH ITEM 4 - BAKE FOR 1/2 HOUR AT 215°F.
 3. TEST AS PER CHART BELOW.
 4. ASSEMBLE AS SHOWN.

REQ'D.	ITEM	PART NUMBER	DESCRIPTION	SYMBOL
2	18	NTH0632BNB	NUT, HEX.	
	17	DELETED		
X	16	BS-100	SOLDER, SOFT	
1	15	TE-104-5	TERMINAL, LUG	
1	14	A-3254	CAN ASS'Y.	
	13	DELETED		
2	12	NT-102	NUT, HEX	
2	11	LWI25LRN	WASHER, LOCK, INT.	
2	10	CI-109-5	CORE	
2	9	SM-145	BUSHING, COIL MTG.	
1	8	A-977	TERM. BD. ASS'Y.	
1	7	CM20D242G	CAPACITOR, FIXED, MICA	C41
1	6	RC20GF394J	RESISTOR, FIXED, COMP	R30
1	5	CM15F22IG03	CAPACITOR, FIXED, MICA	C39
X	4	GL-102	ADHESIVE, Q-MAX	
X	3	GL-103	ADHESIVE, DUCO	
X	2	WI-104-541SCQS	WIRE, LITZ 5/41 SCQS	
1	1	CF-117-2.125	FORM, COIL	

R. HAY

LIST OF MATERIAL

THE TECHNICAL MATERIEL CORP.
MAMARONECK, NEW YORK

TITLE
TT-192 ASSY
TRANSFORMER, IF, TUNED

UNLESS OTHERWISE SPECIFIED DIMENSIONS ARE IN INCHES AND INCLUDE CHEMICALLY APPLIED OR PLATED FINISHES	DRAWN <i>R. Hay</i>	DATE 8-8-63	FINAL APPROVAL <i>BP</i>	DATE
DECIMALS .X ± .05 .XX ± .01 .XXX ± .005	TOLERANCES	FRACTIONS ± 1/64 ANGLES ± 0° 30'	ELECT. DES. <i>JH</i>	DATE 8-19-63
SCALE NONE		MECH. DES. <i>MM</i>		DATE 9/18/63

A-3252 C

SHEET

REV. LTR.