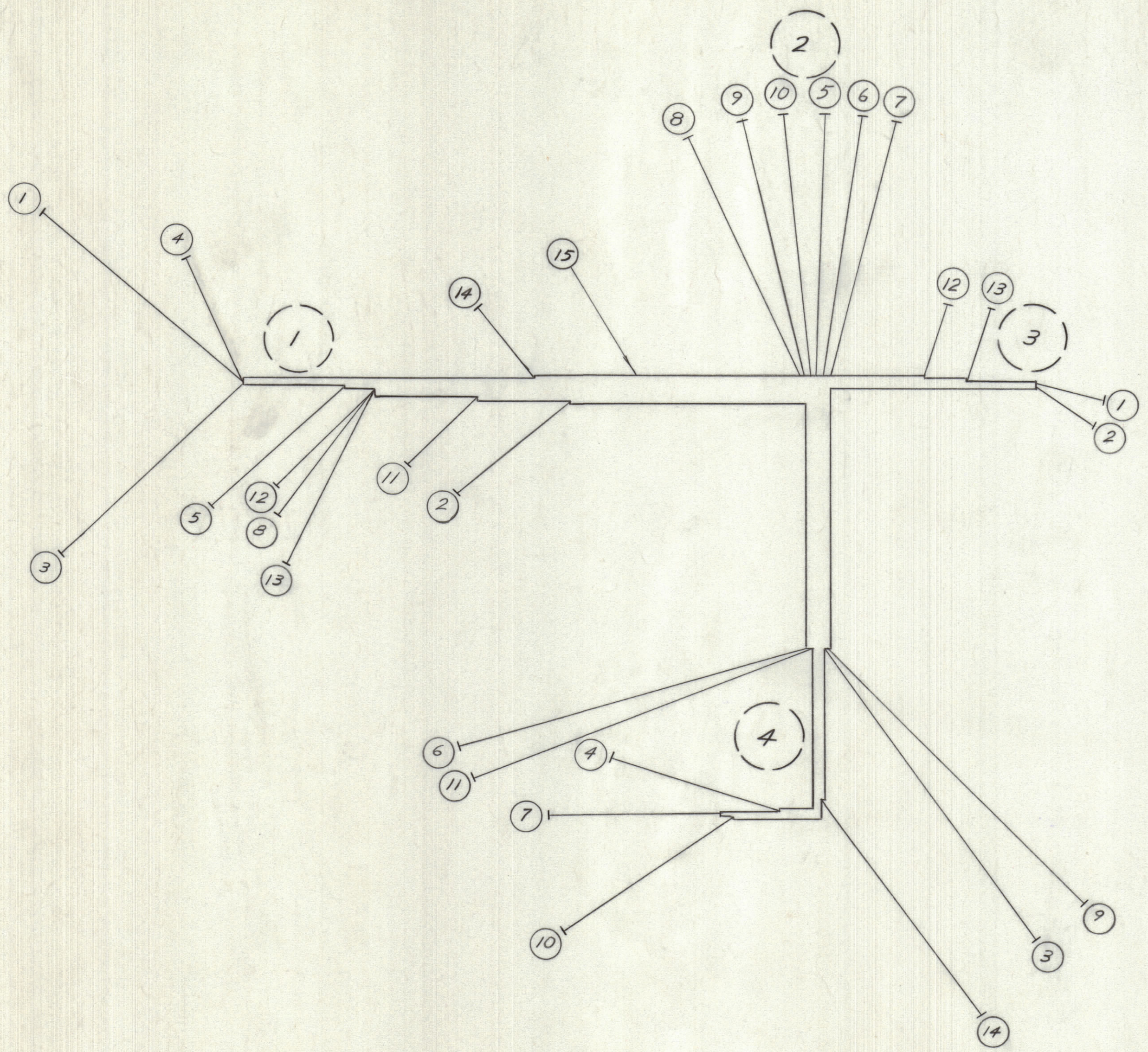


IF IT IS FOUND DESIRABLE TO CHANGE ANY TOLERANCE OR OTHER DETAIL SPECIFIED ON THIS DRAWING NOTIFY THE PURCHASER PROMPTLY.

MAXIMUM ALLOWABLE TOLERANCES HAVE BEEN DETERMINED AND DEVIATIONS WILL BE CAUSE FOR REJECTION. REMOVE ALL BURRS AND SHARP EDGES.

DIMENSIONS IN INCHES UNLESS OTHERWISE SPECIFIED.

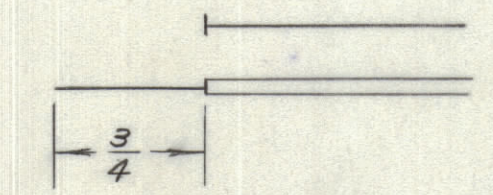
ISSUE	ITEM	CHANGED FROM	DATE	CN. NO.	DRAFTS	CHECKER	ENG. APP.



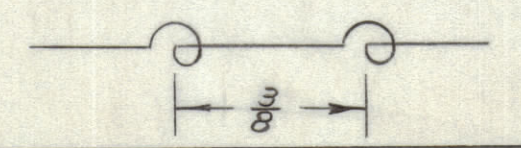
BREAK OUT POINT	REQ.	ITEM	PART NO.	DESCRIPTION	SYMBOL
1	3	15 3/4	1 MWC22(7)U2	WIRE RED	
1	3	9	2 MWC22(7)U2	WIRE RED	
1	4	17 1/2	3 MWC22(7)U93	WIRE WHITE/ORANGE	
1	4	17 1/2	4 MWC22(7)U7	WIRE VIOLET	
2	1	11 3/4	5 MWC22(7)U6	WIRE BLUE	
2	4	11 3/4	6 MWC22(7)U6	WIRE BLUE	
2	4	12 1/2	7 MWC22(7)U6	WIRE BLUE	
2	1	11	8 MWC22(7)U96	WIRE WHITE/BLUE	
2	4	11 3/4	9 MWC22(7)U96	WIRE WHITE/BLUE	
2	4	12 3/4	10 MWC22(7)U96	WIRE WHITE/BLUE	
1	4	13 1/2	11 MWC22(7)U3	WIRE ORANGE	
1	3	10 1/2	12 MWC22(7)U1	WIRE BROWN	
1	3	11 1/2	13 MWC22(7)U1	WIRE BROWN	
1	4	13 1/2	14 MWC22(7)U4	WIRE YELLOW	
		A/R	15	CD-101-MW	CORD, LACING

CA-10145

THIS SYMBOL DENOTES END OF INSULATION AND NAIL DRIVING POINT. WIRE MUST BE STRIPPED 3/8" BEYOND THIS POINT AND TINNED 1/4" UNLESS OTHERWISE SPECIFIED. 1/4" HAS BEEN ADDED TO BILL OF MATERIAL.



SPACE LACING APPROX 3/8" APART



STOCK SIZE		TMC (Canada) LIMITED OTTAWA ONTARIO	
MATERIAL		WIRING HARNESS NO. 1	
WEIGHT PER PC.		RD	
TYPE & TEMPER		DRAWN	
HEAT TREAT. SPEC.		ELEC. DES. APP.	
FINISH & SPEC. NO.		MECH. DES. APP.	
		CHECKED	
		FINAL APPROVAL	

MODEL	PROJECT NO.	ASSY. NO.	DATE
MID 3			29-11-63
USED ON			

TOLERANCES		SCALE:
ALL DEC. DIM. ±	DRILL, PUNCH, COMMERCIAL STOCK	
OTHERS FRACTIONAL DIM. ±	SIZES AND MANUFACTURERS	
ANGULAR DIM. ±	TOLERANCES ARE NOT INCLUDED.	