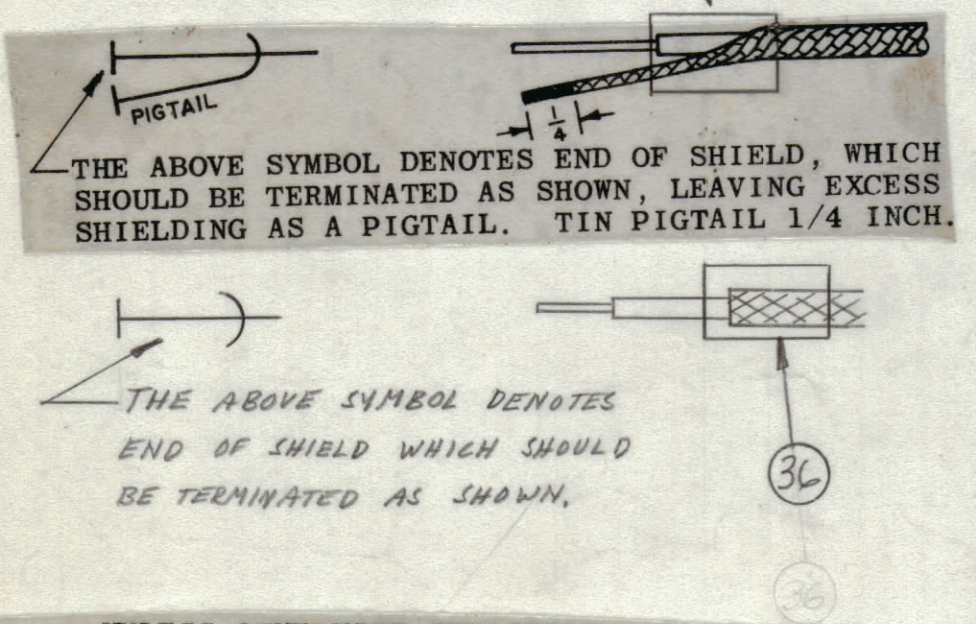
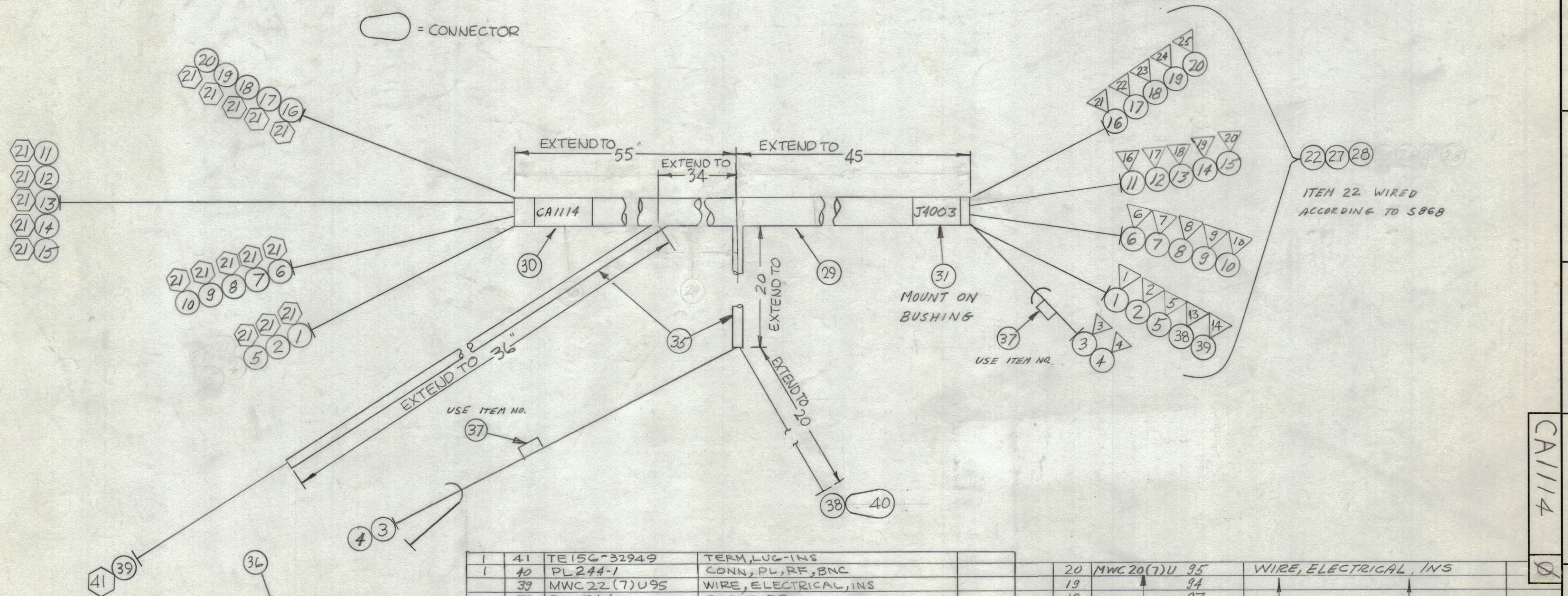


REVISIONS							
ZONE	SYM	DESCRIPTION	DATE	E.M.N. NO.	DRAFT	CHKD	APPD
	X1	Item 22 was JT 310-2H	13 May 65		Bm		
	X2	Length was 107	3 Jun 65		Bm		
	X3	Added Breakout for Items 3-9. Added Items 35, 36, 37. Items 3-4 were MWC 20.	16 Jun 65		Bm		
	X4	ADDED DESCRIPTIONS TO LIST OF MATERIAL	8 Jul 65		HHA		
	X5	ITEM 38, 39, 40, 41 ADDED	9-21-65	X5	Jc	CA	aa
	X6	IT. 23, HD100-2, IT. 24 SCBPO440BNG, IT. 25, LWSOAMRU & IT. 26 NTHO440BNG DELETED	2-14-66		Jc		
	X7	IT. 40 WAS PL169	4-14-66		GDL		
	Ø	ORIGINAL RELEASE FOR PRODUCTION	4-20-66		CV		

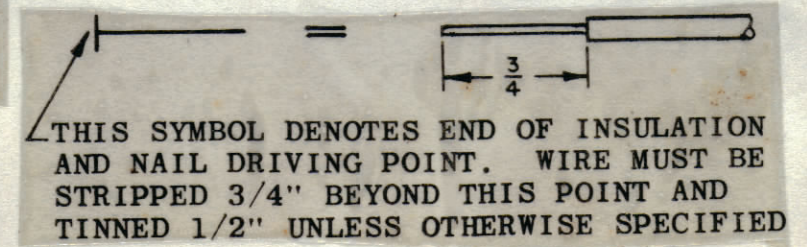
**SYMBOL-DENOTES**

- = ITEM NO'S
- △ = PIN NO'S
- ⬡ = LUGS NOS
- = MARKERS
- ◻ = CONNECTOR



UNLESS OTHERWISE SPECIFIED WIRES SHOULD BE PLACED IN CABLE IN NUMERICAL SEQUENCE AS THEY APPEAR IN ITEM COLUMN BY CATEGORY.

- ALL R.F. CABLES
- ALL SHIELDED CABLES
- ALL OTHERS



REQ'D	ITEM	PART NUMBER	DESCRIPTION	SYMBOL	REQ'D	ITEM	PART NUMBER	DESCRIPTION	SYMBOL
1	41	TE156-32949	TERM, LUG-INS		20	MWC20(7)U 95		WIRE, ELECTRICAL, INS	
1	40	PL244-1	CONN, PL, RF, BNC		19			94	
	39	MWC22(7)U95	WIRE, ELECTRICAL, INS		18			93	
	38	RG174/U	CABLE, RF		17			92	
4	37	LA101	BAND, MARKER, CABLE	3-4	16			91	
	36	PX830-16-1	INS SLEEVING-SHRIK		15			0	
	35	PX100-1-208	INS SLEEVING		14			0	
	34	CD101-11W	CORD, NYLON, LACING		13			0	
	33	TA100-1	INS TAPE, EL-PLASTIC		12			0	
	32	BS100	SOLDER, TIN ALLOY		11			0	
1	31	LA107-20-J4003	SLEEVE, MARKER, CABLE		10			90	
1	30	LA107-17-CA1114	SLEEVE, MARKER, CABLE		9			9	
	29	PX100-1-500	INS SLEEVING		8			8	
	28	PX830-14-1	INS SLEEVING-SHRIK		7			7	
1	27	MS3420-12A	BUSHING RUB.		6			6	
	26	DELETED			5	MWC20(7)U 5		WIRE, ELECTRICAL, INS	
	25	DELETED			4	RG174/U		CABLE, RF	
	24	DELETED			3	RG174/U		CABLE, RF	
	23	DELETED			2	MWC20(7)U 2		WIRE, ELECTRICAL, INS	
1	22	JT 313-2H	CONN, RECP, MALE		1	MWC20(7)U 1		WIRE, ELECTRICAL, INS	
18	21	PL242-3	CONN, ELEC, MALE						

**LIST OF MATERIAL**

**THE TECHNICAL MATERIEL CORP.**  
MAMARONECK, NEW YORK

TITLE: **CABLE, SPECIAL PURPOSE**

UNLESS OTHERWISE SPECIFIED DIMENSIONS ARE IN INCHES AND INCLUDE CHEMICALLY APPLIED OR PLATED FINISHES

DECIMALS: .X ± .05, .XX ± .01, .XXX ± .005  
FRACTIONS: ± 1/64, ANGLES: ± 0° 30'

SCALE: 1" = 1" (TSTEDX/AX563 CA1077)

Q'TY./UNIT: MODEL USED ON: ASS'Y. NO.

DATE: 3 May 65  
DRAWN: Bm  
CHECKED: Jc  
ELECT. DES. DATE: 12/20/65  
MECH. DES. DATE: 12/20/65

FINAL APPROVAL: Jc  
DATE: 12/20/65

SHEET: 1

REV. LTR.

**NOTES**

THE CONTENTS OF THIS DRAWING ARE THE EXCLUSIVE PROPERTY OF THE TECHNICAL MATERIEL CORP. ITS UNAUTHORIZED USE OR REPRODUCTION IN WHOLE OR IN PART IS STRICTLY FORBIDDEN.