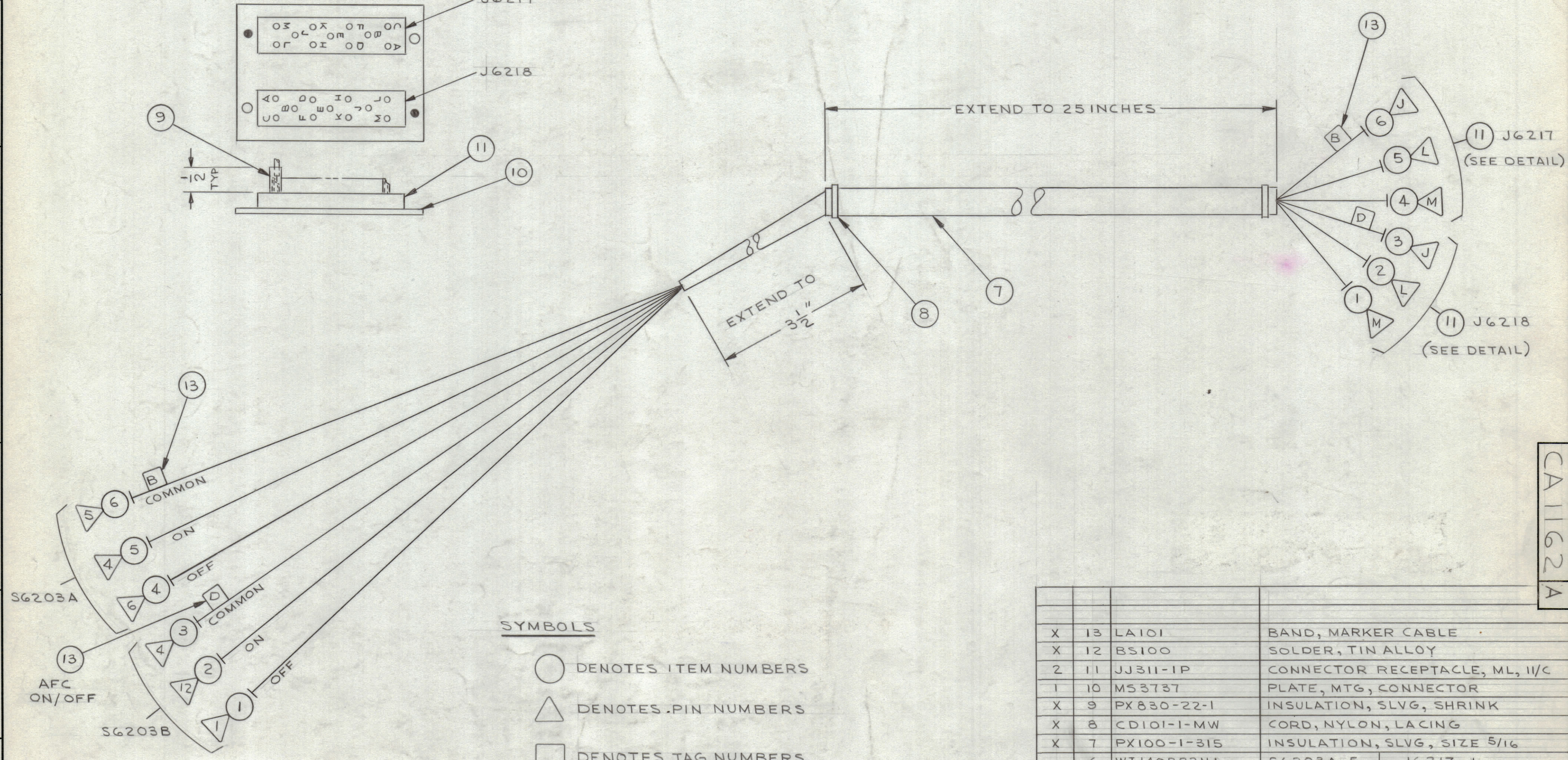
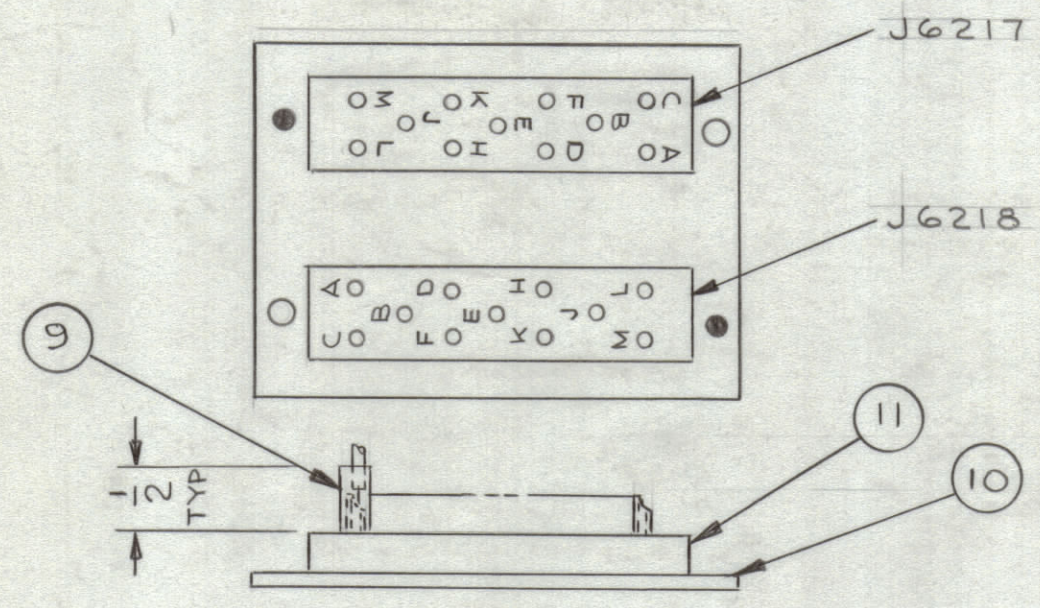


REVISIONS							
ZONE	SYM	DESCRIPTION	DATE	E.M.N. NO.	DRAFT	CHKD	APPD
			7/14/65				
	A	SG203A & SG203B REFERENCES WERE SG2006 & SG2007.	2/17/66	15761	JL	CB	MM

— ITEM 11 DETAIL —



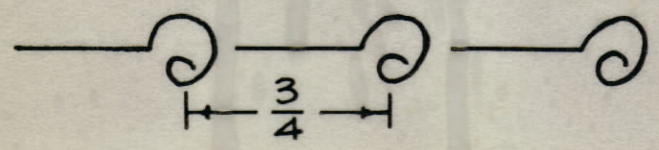
SYMBOLS

- DENOTES ITEM NUMBERS
- △ DENOTES PIN NUMBERS
- DENOTES TAG NUMBERS


UNLESS OTHERWISE SPECIFIED WIRES SHOULD BE PLACED IN CABLE IN NUMERICAL SEQUENCE AS THEY APPEAR IN ITEM COLUMN BY CATEGORY.

1. ALL R.F. CABLES
2. ALL SHIELDED CABLES
3. ALL OTHERS

SPACE LACING APPROXIMATELY 3/4" APART.



THIS SYMBOL DENOTES END OF INSULATION AND NAIL DRIVING POINT. WIRE MUST BE STRIPPED 3/4" BEYOND THIS POINT AND TINNED 1/2" UNLESS OTHERWISE SPECIFIED.



NOTES

QTY./UNIT	MODEL USED ON	ASS'Y. NO.
1	HFI-1	AFC ON/OFF
SCALE 1/1	CODE	

THE CONTENTS OF THIS DRAWING ARE THE EXCLUSIVE PROPERTY OF THE TECHNICAL MATERIEL CORP. ITS UNAUTHORIZED USE OR REPRODUCTION IN WHOLE OR IN PART IS STRICTLY FORBIDDEN.

REQ'D.	ITEM	PART NUMBER	FROM	DESCRIPTION	TO	SYMBOL
X	13	LA101		BAND, MARKER CABLE		
X	12	BS100		SOLDER, TIN ALLOY		
2	11	JJ311-1P		CONNECTOR RECEPTACLE, ML, 11/C		
1	10	M53737		PLATE, MTG, CONNECTOR		
X	9	PX830-22-1		INSULATION, SLVG, SHRINK		
X	8	CD101-1-MW		CORD, NYLON, LACING		
X	7	PX100-1-315		INSULATION, SLVG, SIZE 5/16		
	6	WI140B22N1	SG203A-5	J6217-J		
	5		965	SG203A-4	J6217-L	
	4		963	SG203A-6	J6217-M	
	3		0	SG203B-4	J6218-J	
	2		95	SG203B-12	J6218-L	
	1	WI140B22N93	SG203B-1	J6218-M		

EATON LIST OF MATERIAL			
MATERIAL	FINISH	TITLE	
#	#	THE TECHNICAL MATERIEL CORP. MAMARONECK, NEW YORK	
		WIRING HARNESS	
DRAWN J. LESHINSKI	DATE 7/22/65	FINAL APPROVAL	DATE
CHECKED	DATE 10-13-65		DATE
ELECT. DES.	DATE 7-22-65	CA1162	A
MECH. DES.	DATE 7-22-65		
DECIMALS .X ± .05 .XX ± .01 .XXX ± .005	TOLERANCES	FRACTIONS ± 1/64 ANGLES ± 0° 30'	REV. LTR.

CA1162A