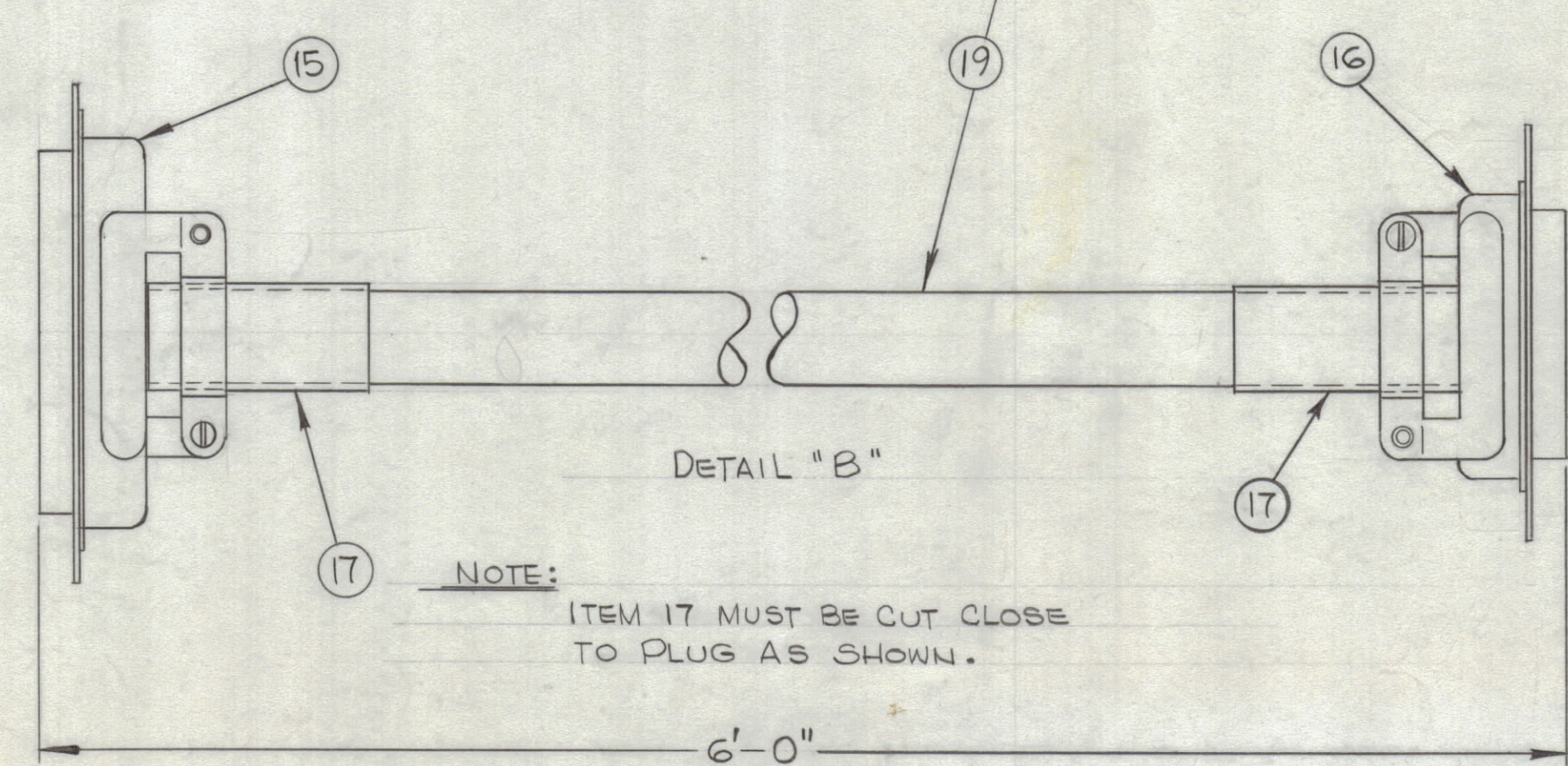
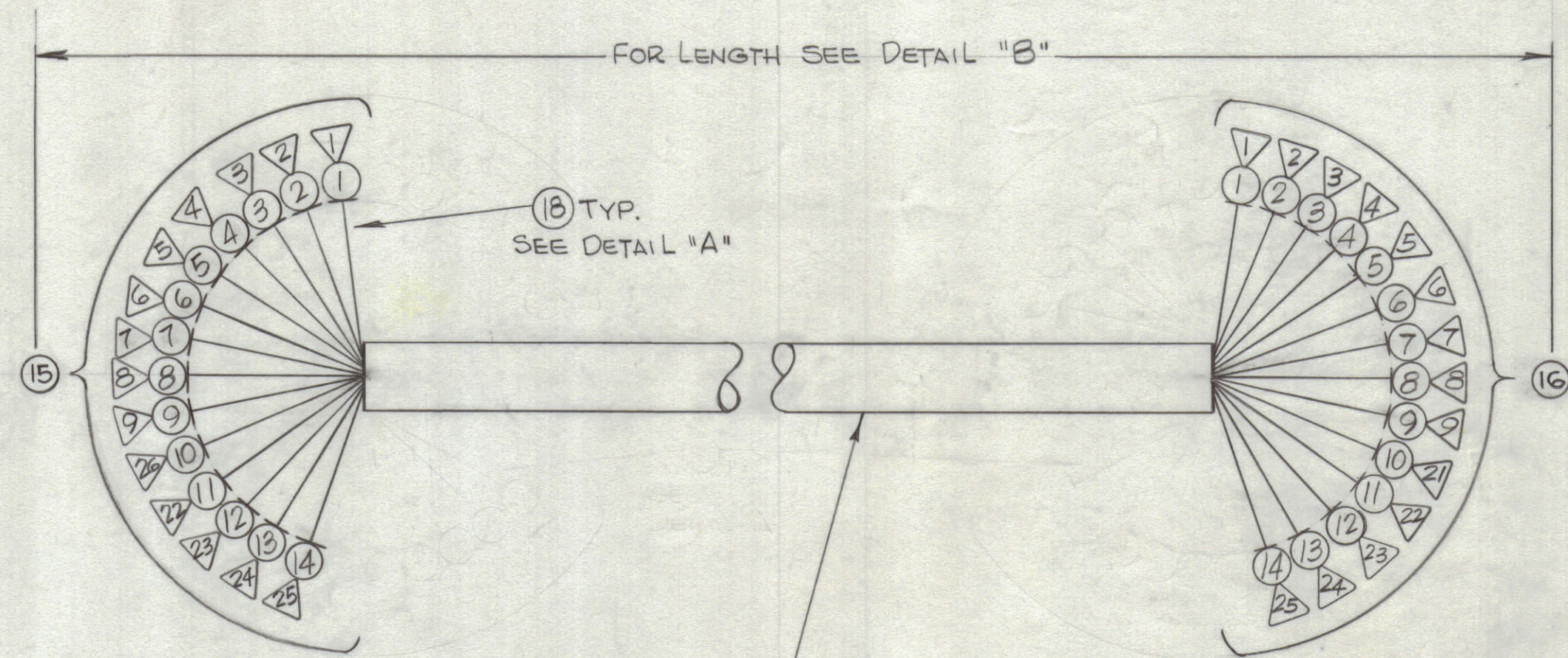
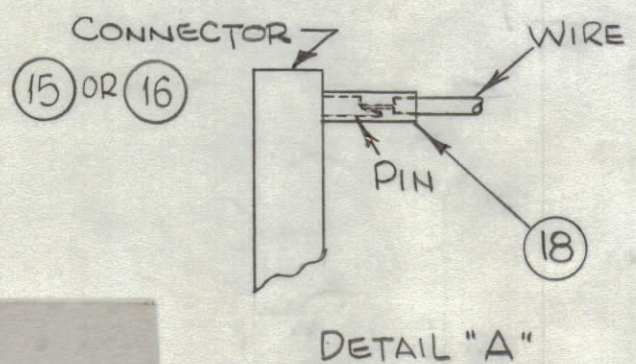


REVISIONS							
ZONE	SYM	DESCRIPTION	DATE	E.M.N. NO.	DRAFT	CHKD	APPD
	X1	ON B/M ITEM 19 WAS PX100-1-500, ITEM 21 WAS CD101-3MW (ERROR)	9/17/65	-#	JC		
	Ø	ORIGINAL RELEASE FOR PRODUCTION	11/26/65	+	E	JM	



NOTE:
ITEM 17 MUST BE CUT CLOSE TO PLUG AS SHOWN.

THIS SYMBOL DENOTES END OF INSULATION AND NAIL DRIVING POINT. WIRE MUST BE STRIPPED 3/4" BEYOND THIS POINT.



SYMBOL DENOTES
 ○ = ITEM NOS.
 △ = PIN NOS.

UNLESS OTHERWISE SPECIFIED WIRES SHOULD BE PLACED IN CABLE IN NUMERICAL SEQUENCE AS THEY APPEAR IN ITEM COLUMN BY CATEGORY.

1. ALL R.F. CABLES
2. ALL SHIELDED CABLES
3. ALL OTHERS

SPACE LACING APPROXIMATELY 3/4" APART.

NOTES

RTDA-1		
Q'TY./UNIT	MODEL USED ON	ASS'Y. NO.
SCALE	CODE	

THE CONTENTS OF THIS DRAWING ARE THE EXCLUSIVE PROPERTY OF THE TECHNICAL MATERIEL CORP. ITS UNAUTHORIZED USE OR REPRODUCTION IN WHOLE OR IN PART IS STRICTLY FORBIDDEN.

REQ'D.	ITEM	PART NUMBER	DESCRIPTION	SYMBOL
X	20	CD101-1MW	CORD, NYLON, LACING	
X	19	PX100-1-375	INS SLEEVING	
X	18	PX100-1-085	INS SLEEVING	
2	17	MS3420-12A	BUSHING, RUBBER	
1	16	JJ310-2H	CONNECTOR, RECP, FEMALE - 25 PIN	
1	15	JJ313-3H	CONNECTOR, RECP, MALE - 37 PIN	
	14	MWC 22(7)U94	WIRE, ELECTRICAL, INS	
	13	93		
	12	92		
	11	91		
	10	90		
	9	9		
	8	8		
	7	7		
	6	6		
	5	5		
	4	4		
	3	3		
	2	2		
1		MWC 22(7)U1	WIRE, ELECTRICAL, INS	

EATON LIST OF MATERIAL			
MATERIAL	THE TECHNICAL MATERIEL CORP. MAMARONECK, NEW YORK		
FINISH	TITLE: CABLE, ASSY., S/P		
UNLESS OTHERWISE SPECIFIED DIMENSIONS ARE IN INCHES AND INCLUDE CHEMICALLY APPLIED OR PLATED FINISHES	DRAWN: H. AUSTIN	DATE: 9-2-65	FINAL APPROVAL: [Signature]
DECIMALS: .X ± .05, .XX ± .01, .XXX ± .005	CHECKED: [Signature]	DATE: 9/17/65	DATE: 9/17/65
FRACTIONS: ± 1/64, ANGLES: ± 0° 30'	ELECT. DES: [Signature]	DATE:	DATE:
TOLERANCES	MECH. DES: [Signature]	DATE:	DATE:
			SHEET: CA1172
			REV. LTR. Ø

CA1172