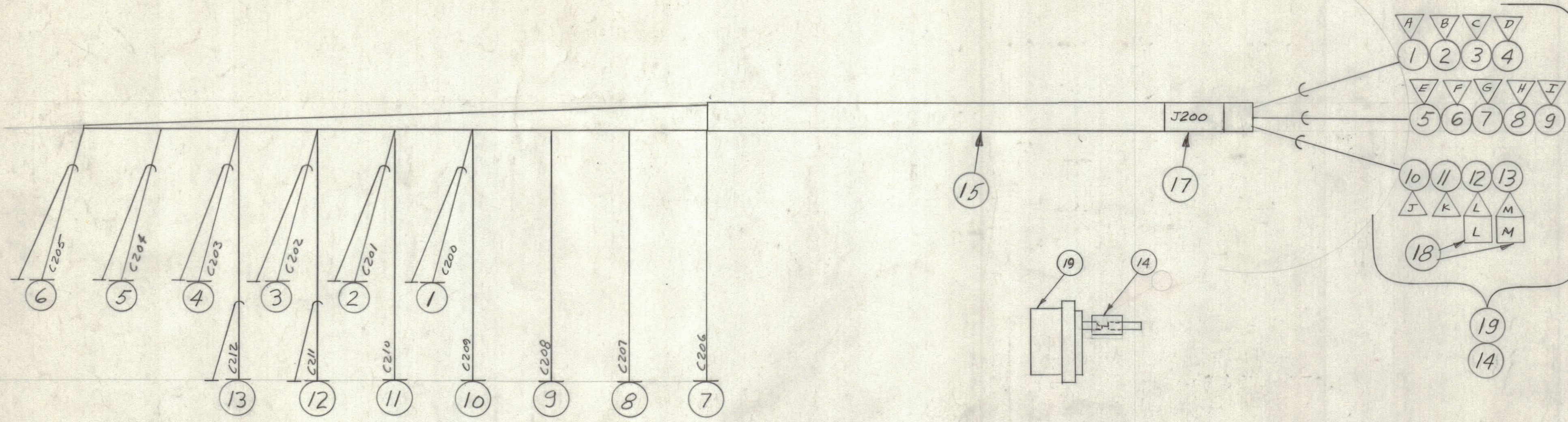


REVISIONS						
ZONE	LTR	DESCRIPTION	DATE	E.M.N.NO	DRAFT	CHKD APPD
	X	EXP. RELEASE	9-26-67		ENS	
	Ø	ORIG. RELEASE FOR PROD.	5-31-68		R.B.	



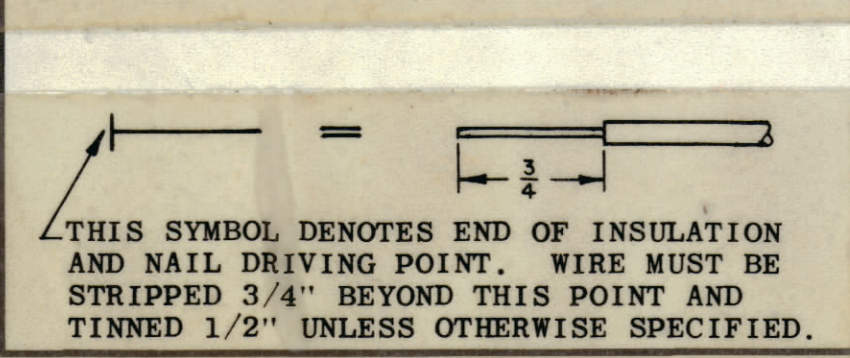
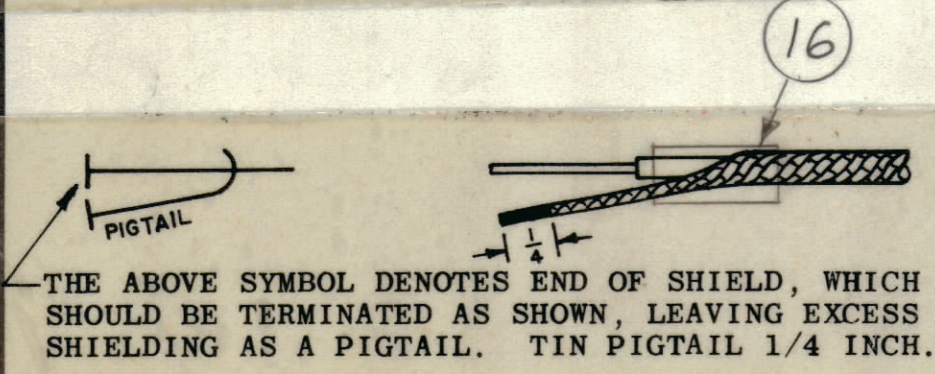
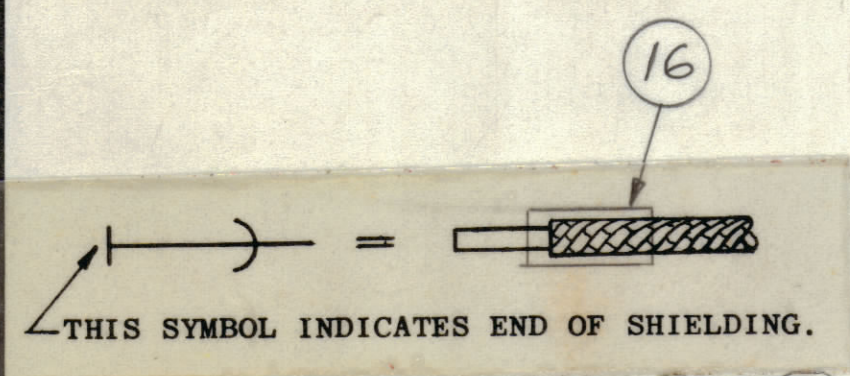
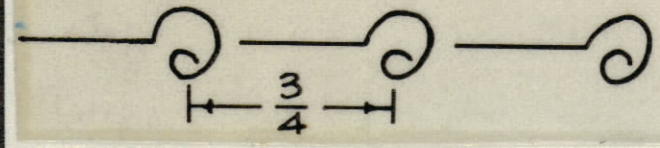
UNLESS OTHERWISE SPECIFIED  
WIRES SHOULD BE PLACED IN CABLE IN NUMERICAL SEQUENCE  
AS THEY APPEAR IN ITEM COLUMN BY CATEGORY.

1. ALL R.F. CABLES
2. ALL SHIELDED CABLES
3. ALL OTHERS

SPACE LACING APPROXIMATELY 3/4" APART.

SYMBOL DENOTES

○ = ITEM NO'S  
 △ = PINS  
 □ = TAGS



QTY / UNIT	MODEL USED ON	ASS'Y NO.
1	GPT 40KEL	
1	GPT 10KLF	
1	GPT 10KRL	
APPLICATION		
	CODE A	S401-451

NOTICE TO PERSONS RECEIVING THIS DRAWING  
 THE TECHNICAL MATERIEL CORPORATION claims proprietary right in the material disclosed hereon. This drawing is issued in confidence for engineering information only and may not be reproduced or used to manufacture anything shown hereon without permission from THE TECHNICAL MATERIEL CORPORATION to the user. This drawing is loaned for mutual assistance and is subject to recall at any time.

QTY. REQ.	ITEM	PART NO.	DESCRIPTION	SYMBOL
X	21	BS100	SOLDER, TIN ALLOY	
X	20	CD101-1MW	CORD, NYLON LACING	
1	19	MS3102A20-27P	CONN, RECP, ML 14/C	J200
2	18	LA101	BAND, MKR, CBL	
1	17	LA107-16-J200	SLV, MKR, CBL	
	16	PX830-12-1	INS, SLVG, SHRINK	
	15	PX100-1-438	INS, SLVG, BLK	
	14	PX100-1-106	INS, SKVG, BLK	
	13	RG174/U	C212	J200-M
	12	RG174/U	C211	-L
	11	MWC22(7)U92	C210	-K
	10	91	C209	-J
	9	90	C208	-I
	8	8	C207	-H
	7	MWC22(7)U7	C206	-G
	6	MWC24(7)SJ6	C205	-F
	5	5	C204	-E
	4	4	C203	-D
	3	3	C202	-C
	2	2	C201	-B
	1	MWC24(7)SJ1	C200	J200-A

QTY. REQ.	ITEM	PART NO.	DESCRIPTION	SYMBOL
LIST OF MATERIAL				
FINAL APPROVAL <i>BUDETT</i>			DATE	
MECH. DES.			DATE	
ELECT. DES.			DATE	
CHECKED			DATE 5-31-68	
DRAWN			DATE 25 SEP 67	
THE TECHNICAL MATERIEL CORP. MAMARONECK, NEW YORK				
CABLE, SPECIAL PURPOSE				
SIZE	CODE	IDENT. NO.	DWG NO.	ISSUE
C	82679	CA1382		Ø
SCALE				SHEET OF

CA1382