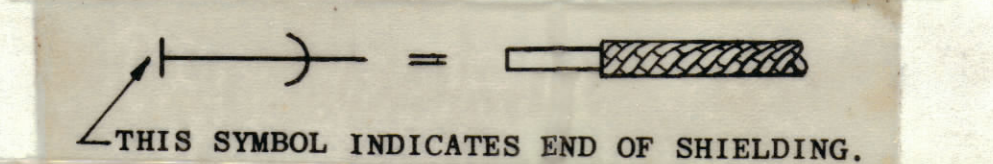
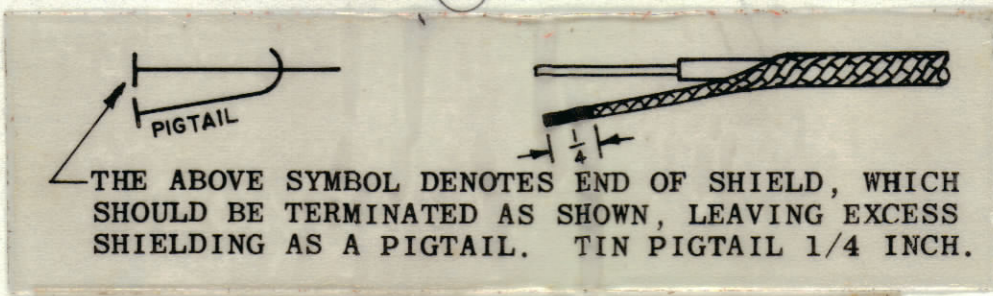
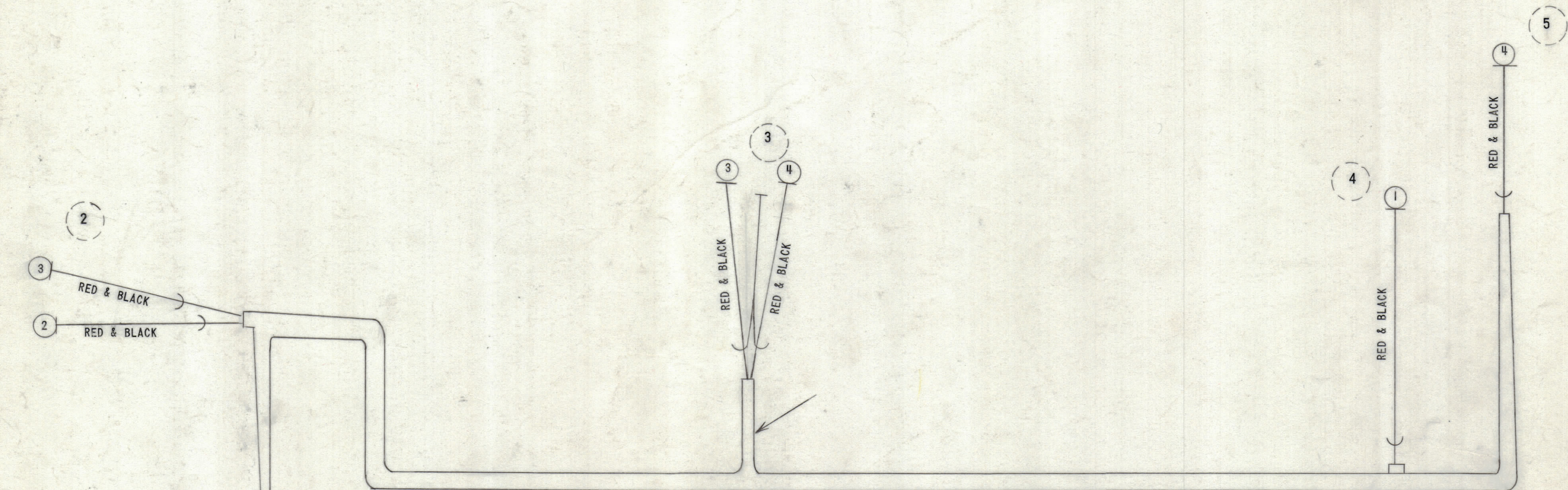



REVISIONS						
ZONE	LTR	DESCRIPTION	DATE	E.M.N.NO	DRAFT	CHKD APPD
	X	EXPERIMENTAL RELEASE	11/27/68		C.V.	
	Ø	ORIG. RELEASE	12-4-68			JDe [Signature]



UNLESS OTHERWISE SPECIFIED WIRES SHOULD BE PLACED IN CABLE IN NUMERICAL SEQUENCE AS THEY APPEAR IN ITEM COLUMN BY CATEGORY.

- ALL R.F. CABLES
- ALL SHIELDED CABLES
- ALL OTHERS

SPACE LACING APPROXIMATELY 3/4" APART.



FROM	TO	QTY. REQ.	ITEM	PART NO.	FROM	DESCRIPTION	TO	SYMBOL
			8	BS100		SOLDER, TIN ALLOY		
			7	PX830-2-1		INSULATION SLEEVING, ELECT		
			6	LA101		BAND, MARKER, CABLE		
			X 5	CD101-1MW		CORD, NYLON LACING		
3	5		4	W1142-5	RED TO T1-1, BLK TO T1-4 SHIELD TO GRD	RED TO TBI-1, BLK TO TBI-2		
2	3		3	W1142-5	RED & BLK TO S2	RED TO T1-1, BLK TO T1-4 SHIELD TO GRD		
1	2		2	W1142-5	RED & BLK TO S2 SHIELD TO GRD	RED TO F1, BLK TO F2		
1	4		1	W1142-5	RED TO F1, BLK TO F2 SHIELD TO GRD	RED TO FL1, BLK TO FL2		

LIST OF MATERIAL

UNLESS OTHERWISE SPECIFIED DIMENSIONS ARE IN INCHES AND INCLUDE CHEMICALLY APPLIED OR PLATED FINISHES	FINAL APPROVAL <i>JDe</i>	DATE 12/3/68
	MECH. DES.	DATE
	ELECT. DES.	DATE
	CHECKED <i>JDe</i>	DATE 11/27/68
	DRAWN <i>CW</i>	DATE 11/27/68

THE TECHNICAL MATERIEL CORP.  
MAMARONECK, NEW YORK

WIRING HARNESS BRANCHED  
AC

RTTD-4		
QTY / UNIT	MODEL USED ON	ASS'Y NO.
APPLICATION		
CODE	S401-451	

NOTICE TO PERSONS RECEIVING THIS DRAWING  
THE TECHNICAL MATERIEL CORPORATION claims proprietary right in the material disclosed herein. This drawing is issued in confidence for engineering information only and may not be reproduced or used to manufacture anything shown hereon without permission from THE TECHNICAL MATERIEL CORPORATION to the user. This drawing is loaned for mutual assistance and is subject to recall at any time.

MATERIAL	SIZE	CODE IDENT.NO.	DWG NO.	ISSUE
FINISH	C	82679	CA 1476	Ø
	SCALE		SHEET	OF