
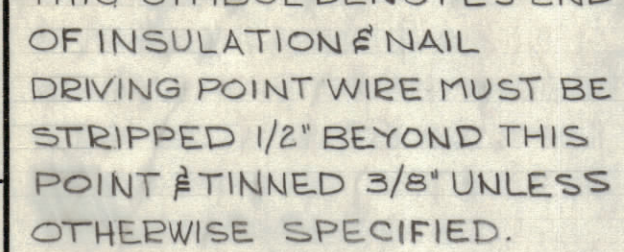
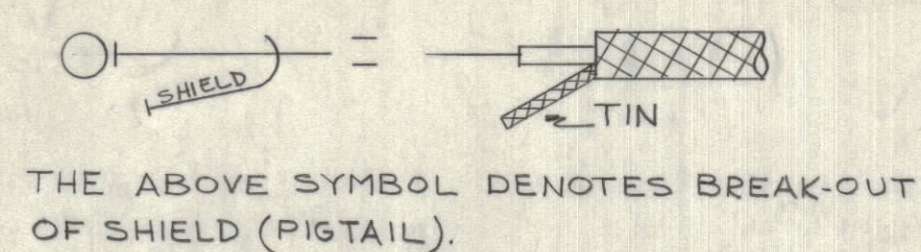


THIS SYMBOL DENOTES END OF INSULATION & NAIL DRIVING POINT WIRE MUST BE STRIPPED 1/2" BEYOND THIS POINT & TINNED 3/8" UNLESS OTHERWISE SPECIFIED.



REQ. ITEM	PART NO.	DESCRIPTION	SYMBOL
62	MWC 22 (7) S8	CABLE, INSULATED, SHIELDED	GRAY
61			GRAY
60			GRAY
59	MWC 22 (7) S8		GRAY
58	MWC 22 (7) S98		WH/GRAY
57			WH/GRAY
56			WH/GRAY
55	MWC 22 (7) S98		WH/GRAY
54	MWC 22 (7) S9		WHITE
53			WHITE
52			WHITE
51	MWC 22 (7) S9		WHITE
50	MWC 22 (7) S97		WH/VIO.
49			WH/VIO.
48			WH/VIO.
47	MWC 22 (7) S97		WH/VIO.
46	MWC 22 (7) S96		WH/BLUE
45			WH/BLUE
44			WH/BLUE
43	MWC 22 (7) S96		WH/BLUE
42	MWC 22 (7) S94		WH/YEL
41			WH/YEL
40			WH/YEL
39	MWC 22 (7) S94		WH/YEL
38	MWC 22 (7) S93		WH/ORN
37			WH/ORN
36			WH/ORN
35	MWC 22 (7) S93		WH/ORN
34	MWC 22 (7) S92		WH/RED
33			WH/RED
32			WH/RED
31	MWC 22 (7) S92		WH/RED
30	MWC 22 (7) S91		WH/BRN
29			WH/BRN
28			WH/BRN
27	MWC 22 (7) S91		WH/BRN
26	MWC 22 (7) S95		WH/GRN
25	MWC 22 (7) S5		GRN.
24	MWC 22 (7) S7		VIO.
23			VIO.
22			VIO.
21	MWC 22 (7) S7		VIO.
20	MWC 22 (7) S6		BLUE
19			BLUE
18			BLUE
17	MWC 22 (7) S6		BLUE
16	MWC 22 (7) S4		YEL.
15			YEL.
14			YEL.
13	MWC 22 (7) S4		YEL.
12	MWC 22 (7) S3		ORN.
11			ORN.
10			ORN.
9	MWC 22 (7) S3		ORN.
8	MWC 22 (7) S2		RED
7			RED
6			RED
5	MWC 22 (7) S2		RED
4	MWC 22 (7) S1		BRN.
3			BRN.
2			BRN.
1	MWC 22 (7) S1	CABLE, INSULATED, SHIELDED	BRN.

NOTICE TO PERSONS RECEIVING THIS DRAWING
 THE TECHNICAL MATERIEL CORPORATION claims proprietary right in the material disclosed hereon. This drawing is issued in confidence for engineering information only and may not be reproduced or used to manufacture anything shown hereon without permission from THE TECHNICAL MATERIEL CORPORATION to the user. This drawing is loaned for mutual assistance and is subject to recall at any time.
 Property of:
 THE TECHNICAL MATERIEL CORPORATION
 MAMARONECK, NEW YORK

SYM	ZONE	DESCRIPTION	DATE	CH. NO.	DRAFTS	CHECKER	ENG. APP.

UNLESS OTHERWISE SPECIFIED:
 DIMENSIONS ARE IN INCHES
 TOLERANCES ON FRACTIONS ± 1/64 DECIMALS ± .005 ANGLES ± 1/2°

SCALE
 MAXIMUM ALLOWABLE TOLERANCES HAVE BEEN DETERMINED AND ANY DEVIATIONS WILL BE CAUSE FOR REJECTION. REMOVE ALL BURRS & SHARP EDGES

REQ. PER UNIT	MODEL	SECTION	ASSY. NO.	DATE
1	HSP-1			5-21-62

REG.	ITEM	PART NO.	DESCRIPTION	SYMBOL
			R. KOHN	
THE TECHNICAL MATERIEL CORP. MAMARONECK, NEW YORK				
CABLE ASSY. ELECTRICAL (MAIN)				
DRAWN: SDG/g.p. CHECKED: [Signature] FINAL APPROVAL: [Signature]				
TYPE & TEMPER. HEAT TREAT. SPEC. ELEC. DES. APP. MECH. DES. APP. SHEET OF				
RKol RKol CA-711				