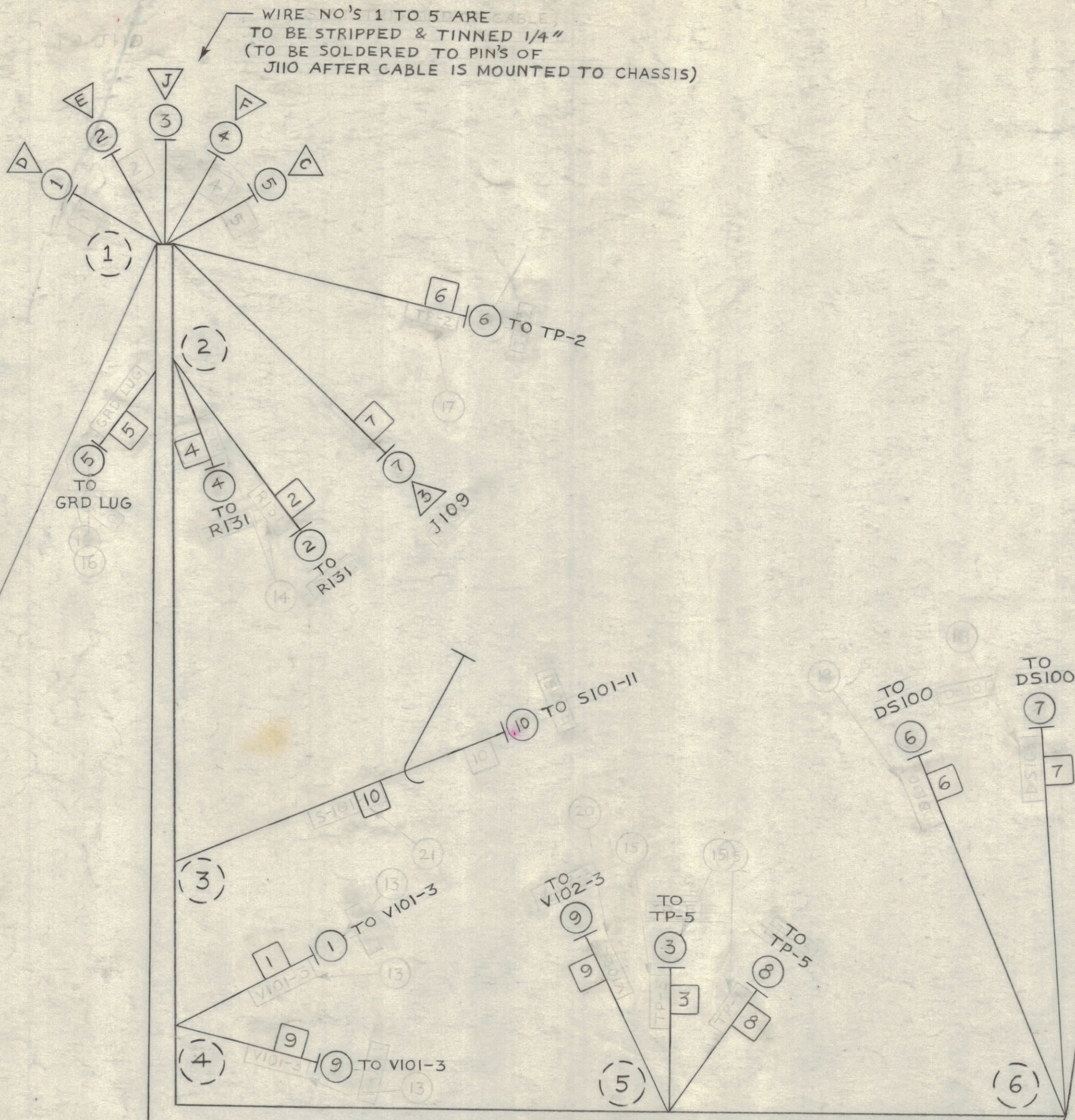


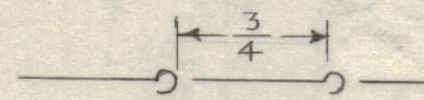
REVISIONS						
ZONE	SYM	DESCRIPTION	DATE	E.M.N. NO.	DRAFT	CHKD
-	A	ADDED 2" TO ITEM(8). R111 WAS L103	12/2/63	10659	SAO	JWA



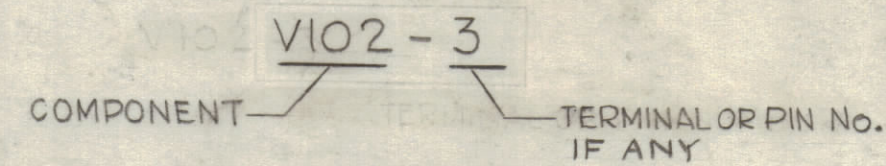
QTY	ITEM	PART NUMBER	DESCRIPTION	SYMBOL
1	2	LA-106-9- J103	SLEEVING, LETTERED	
1	21	LA-106-9-5-101-11	SLEEVING, LETTERED	
1	3	-V102-3		
1	19	-L103		
2	18	-DS100		
1	17	-TP-2		
1	16	-GRD LUG		
2	15	-TP-5		
2	14	-R131		
2	12	LA-106-9-V101-3	SLEEVING, LETTERED	

QTY	UNIT	MODEL USED ON	ASS'Y. NO.	DESCRIPTION	SYMBOL
	X	12	CD-101-1-MW	CORD, LACING	BLACK
	X	11	LA-101-ED	WIRE MARKERS (1-10)	
1	3	13 1/2"	10	CA-351-13.50	CABLE, RF (RG-174/U)
4	5	9 1/2"	9	MWC22(7)U1	WIRE, HOOK-UP
5	6	16"	8	U25	CABLE, PLATED
1	6	24"	7	U94	
1	6	24"	6	U9	
1	2	3"	5	U0	
1	2	2 1/2"	4	U93	
1	5	16 1/2"	3	U2	
1	2	4"	2	U92	
1	4	9 1/2"	1	MWC22 (7) U1	WIRE, HOOK-UP

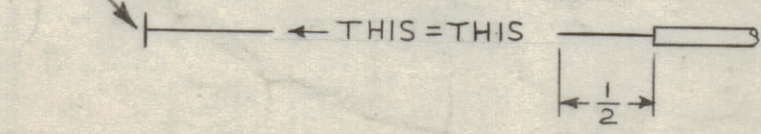
WIRES SHOULD BE PLACED IN CABLE IN NUMERICAL SEQUENCE, SPACE LACING APPROX 3/4" APART



EXAMPLE: WIRE TERMINATION



~ UNLESS OTHERWISE SPECIFIED ~
THIS SYMBOL DENOTES END OF INSULATION & NAIL DRIVING POINT. WIRE MUST BE STRIPPED 1/2" BEYOND THIS POINT & TINNED.



THE ABOVE SYMBOL DENOTES BREAK-OUT OF SHIELD (PIGTAIL).

~SYMBOL NOTES~

- DENOTES WIRE MARKERS
- DENOTES ITEM NO'S.
- DENOTES PIN'S ON CONNECTOR
- DENOTES PIN'S ON SOCKET

1	TRX-1	
QTY./UNIT	MODEL USED ON	ASS'Y. NO.
SCALE	CODE	
FULL		

THE CONTENTS OF THIS DRAWING ARE THE EXCLUSIVE PROPERTY OF THE TECHNICAL MATERIEL CORP. ITS UNAUTHORIZED USE OR REPRODUCTION IN WHOLE OR IN PART IS STRICTLY FORBIDDEN.

LIST OF MATERIAL
J. STRUMER

THE TECHNICAL MATERIEL CORP.
MAMARONECK, NEW YORK

TITLE
WIRING HARNESS, BRANCH MAIN

DRAWN	DATE	FINAL APPROVAL	DATE
<i>H. Peters</i>	3-5-63	<i>BP</i>	
CHECKED	DATE		
<i>JWA</i>	3-25-63		
ELECT. DES.	DATE		
<i>JWA</i>	3-24-63		
MECH. DES.	DATE		

UNLESS OTHERWISE SPECIFIED
DIMENSIONS ARE IN INCHES AND INCLUDE
CHEMICALLY APPLIED OR PLATED FINISHES

DECIMALS	FRACTIONS
.X ± .05	± 1/64
.XX ± .01	ANGLES
.XXX ± .005	± 0° 30'

CA-717 A