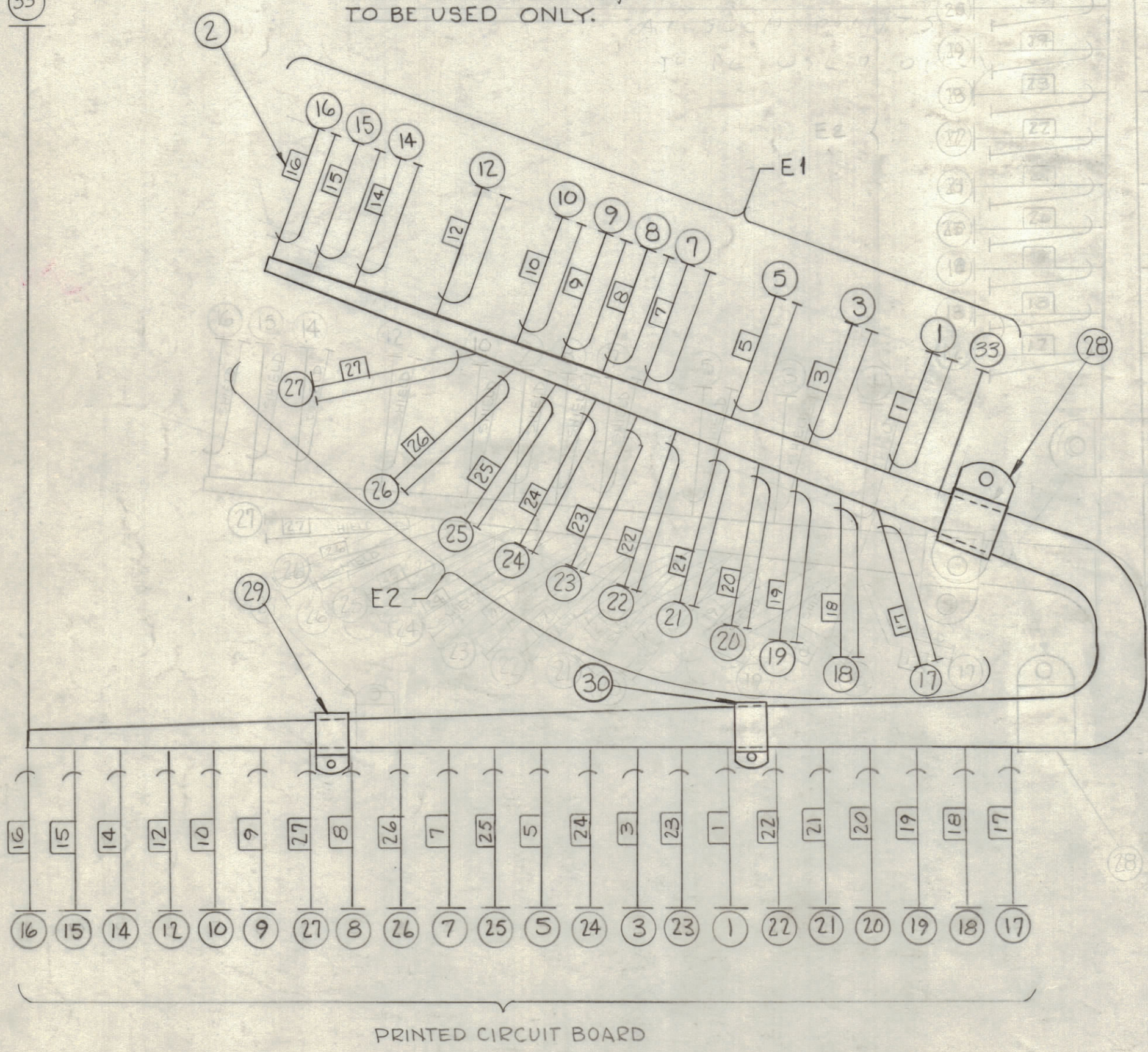


REVISIONS							
ZONE	SYM	DESCRIPTION	DATE	E.M.N. NO.	DRAFT	CHKD	APPD
—	A	COMPLETELY REVISED	1-11-63	7904			
E,G6	B	BRANCH "E1" & "E2" RELOCATED, NOTE ADDED	2-2-63	8099			
G6 A4	C	ADDED ITEMS 30, 31 & 32, NOTES (2 & 3) & SLEEVING PICTORIAL. ITEM (28) QTY WAS (2)	7-24-63	9601	AR.		
	D	B/M UPDATED; ITEM 33 & 34 ADDED	3-15-67	17938	uto		

NOTE:

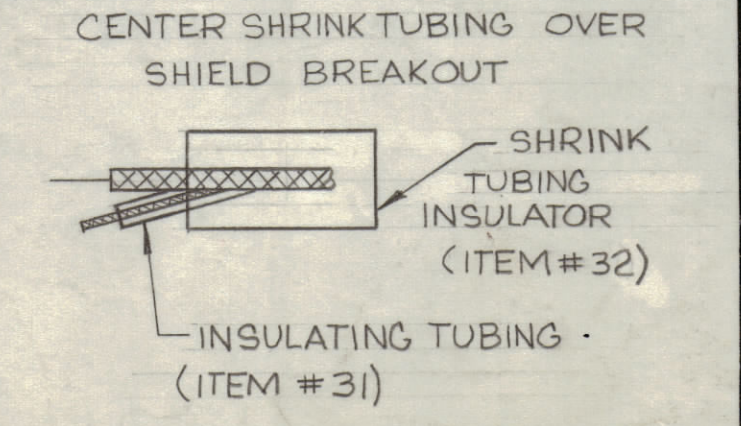
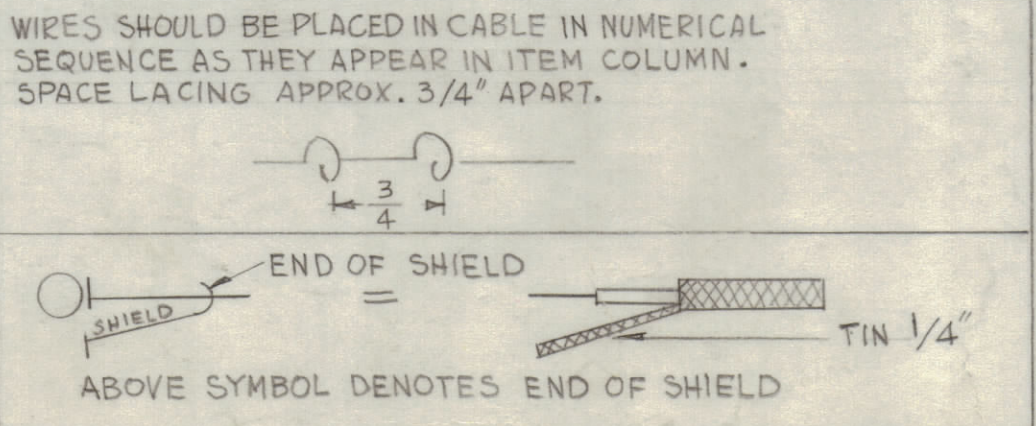
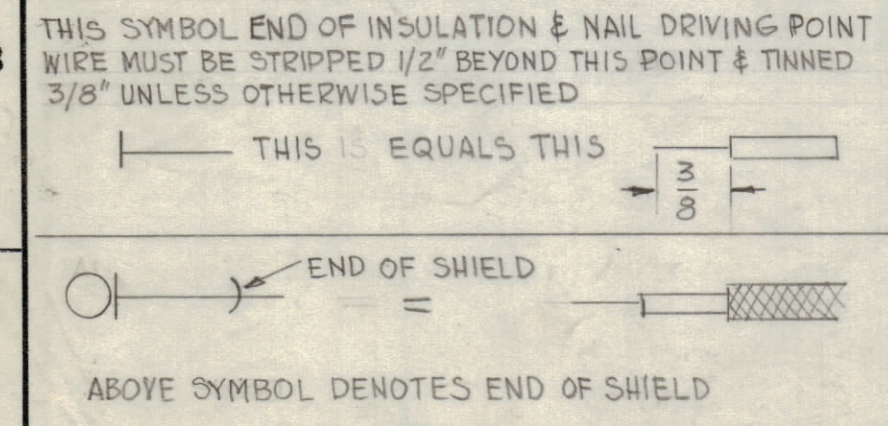
1. SHIELD & CENTER LEAD TO BE THE SAME LENGTH, EXCEPT WHERE SHOWN
2. INDICATED POSITION OF SHIELD BREAKOUT MUST BE HELD TO WITHIN $\pm \frac{1}{4}$ "
3. USE SHRINK TUBING AND VINYL TUBING ASSY. ON EVERY SHIELD BREAKOUT EXCEPT WHERE SHIELD IS TERMINATED, AT SUCH POINTS SHRINK TUBING TO BE USED ONLY.



REQ'D.	ITEM	PART NUMBER	DESCRIPTION	SYMBOL
	34	BS100	SOLDER, TIN ALLOY	
	33	MWC18(16)U0	CABLE, INSULATED	BLK
44	32	PX830-12-1	SLEEVING, SHRINK	BLK
3'	31	PX100-1-106	SLEEVING, INSULATING	
1	30	CU-102-6	CLAMP "G" TYPE	
1	29	CU-102-4	CLAMP, "G" TYPE	
1	28	CU-102-7	CLAMP, "G" TYPE	
	27	MWC22(7)SJ4	CABLE, INSULATED, SHIELD WITH JACKET	YELLOW
	26		3	ORANGE
	25		2	RED
	24		9	WHITE
	23		1	BLACK
	22		98	WH/GREY
	21		97	WH/VIO.
	20		96	WH/BLUE
	19		95	WH/GRN
	18		94	WH/YEL
	17		93	WH/ORN
	16		92	WH/RED
	15		91	WH/BLK
	14	MWC22(7)SJ9	CABLE, INSULATED, SHIELD WITH JACKET	WHITE
SS	13	DELETED	SS	SS
	12	MWC22(7)SJ8	CABLE, INSULATED, SHIELD WITH JACKET	GRAY
SS	11	DELETED	SS	SS
	10	MWC22(7)SJ7	CABLE, INSULATED, SHIELD WITH JACKET	VIOLET
	9		6	BLUE
	8		5	GREEN
	7	MWC22(7)SJ4	CABLE, INSULATED, SHIELD WITH JACKET	YELLOW
SS	6	DELETED	SS	SS
	5	MWC22(7)SJ3	CABLE, INSULATED, SHIELD WITH JACKET	ORANGE
	4	CD-101-1-MW	CORD, LACING	BLACK
	3	MWC22(7)SJ2	CABLE, INSULATED, SHIELD WITH JACKET	RED
44	2	LA-101	MARKER, WIRE	
	1	MWC22(7)SJ1	CABLE, INSULATED SHIELD WITH JACKET	BROWN

PROPERTY OF THE TECHNICAL MATERIEL CORPORATION
 THIS DRAWING IS ISSUED IN CONFIDENCE FOR ENGINEERING INFORMATION ONLY AND MAY NOT BE REPRODUCED OR USED TO MANUFACTURE ANYTHING SHOWN THEREON WITHOUT PERMISSION FROM THE TECHNICAL MATERIEL CORPORATION TO THE USER. THIS DRAWING IS LOANED FOR MUTUAL ASSISTANCE AND IS SUBJECT TO RECALL AT ANY TIME.

PROPERTY OF:
 THE TECHNICAL MATERIEL CORPORATION
 MAMARONECK, NEW YORK



STRUMER LIST OF MATERIAL

MATERIAL		THE TECHNICAL MATERIEL CORP. MAMARONECK, NEW YORK			
FINISH		TITLE CABLE BARRIER STRIP CONNECTING			
UNLESS OTHERWISE SPECIFIED DIMENSIONS ARE IN INCHES AND INCLUDE CHEMICALLY APPLIED OR PLATED FINISHES	DRAWN G.D.L.	DATE 11-28-62	FINAL APPROVAL	DATE 11-30-62	
DECIMALS .X ± .05 .XX ± .01 .XXX ± .005	CHECKED	DATE	DATE 11-30-62	DATE 11-30-62	
FRACTIONS ± 1/64 ANGLES ± 0° 30'	ELECT. DES. ROW.	DATE 11-30-62	CA-728	D	
TOLERANCES	MECH. DES.	DATE 11-30-62	SHEET	REV. LTR.	

NOTES

THE CONTENTS OF THIS DRAWING ARE THE EXCLUSIVE PROPERTY OF THE TECHNICAL MATERIEL CORP. ITS UNAUTHORIZED USE OR REPRODUCTION IN WHOLE OR IN PART IS STRICTLY FORBIDDEN.

SPU-2

Q'TY./UNIT	MODEL USED ON	ASS'Y. NO.
SCALE	CODE	