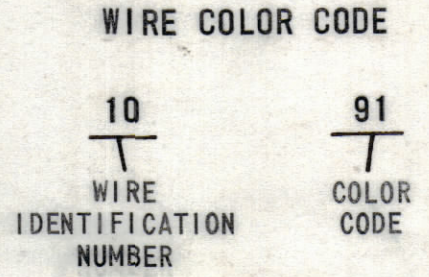
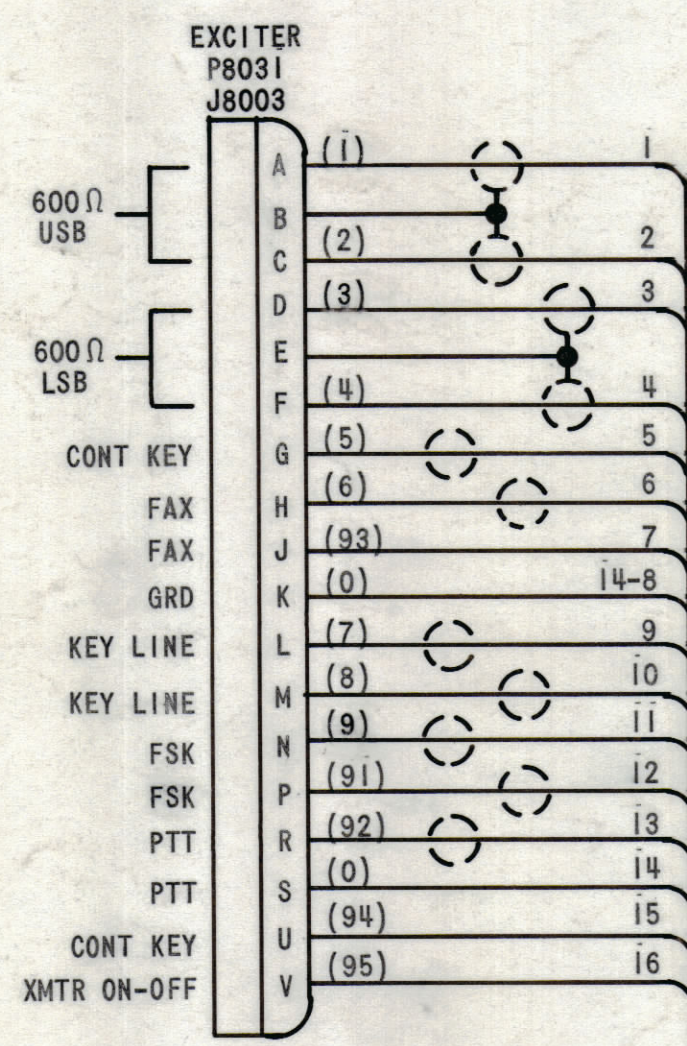
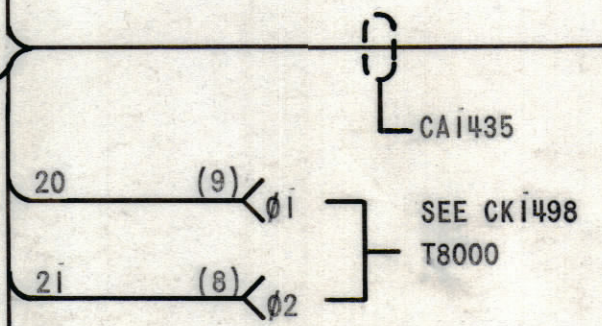
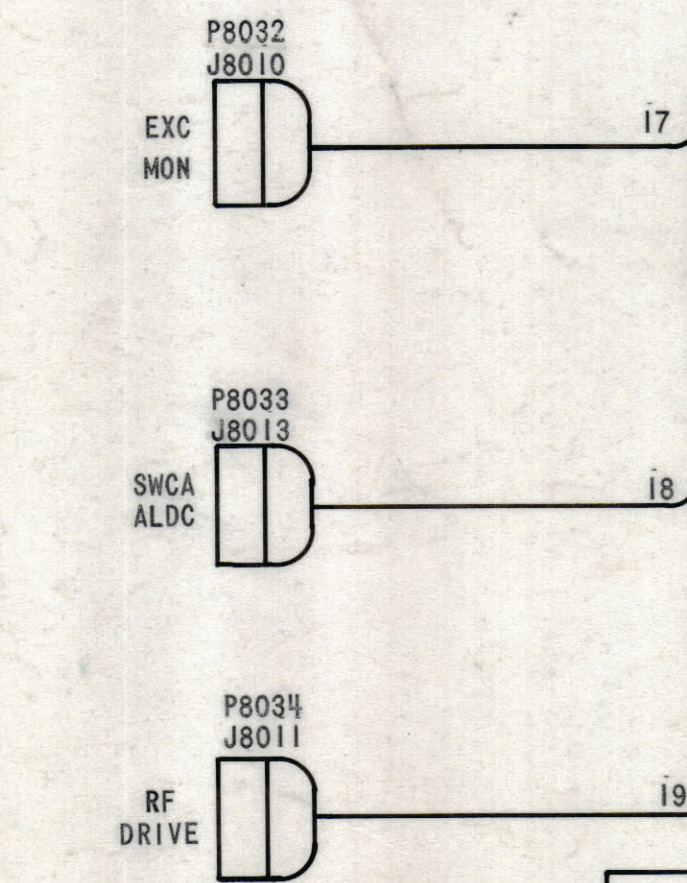
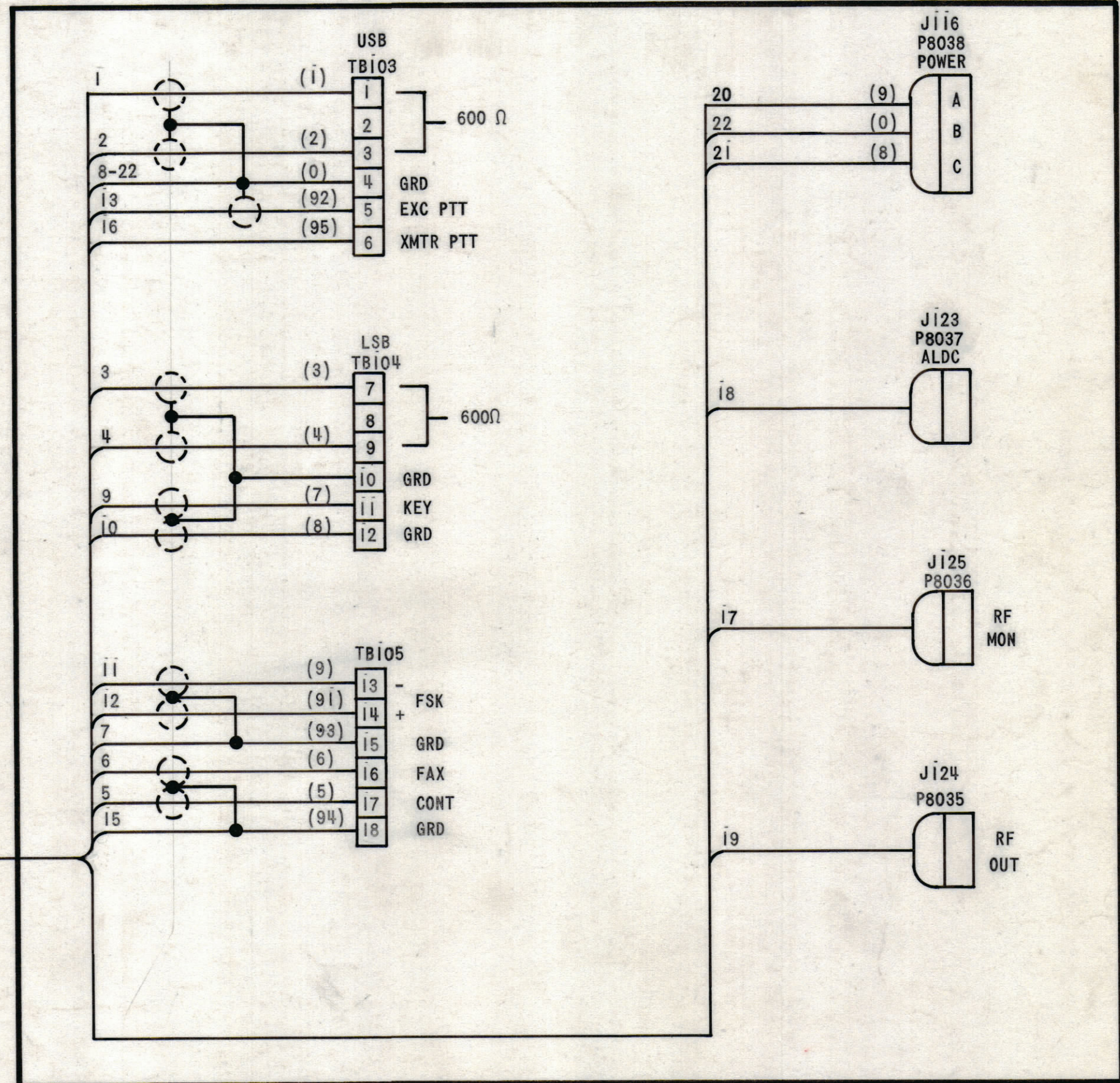


REVISIONS						
ZONE	LTR	DESCRIPTION	DATE	E.M.N.NO	DRAFT	CHKD
	X	EXP. RELEASE	5-9-68			
		ORIG. RELEASE FOR PROD.	5-20-68		R.G.	



MMXM-2



CK1496 B

QTY. REQ.	ITEM	PART NO.	DESCRIPTION	SYMBOL
F. BUDETTI				
LIST OF MATERIAL				
THE TECHNICAL MATERIEL CORP. MAMARONECK, NEW YORK				
DIAGRAM, SCHEMATIC EXCITER INTERCONNECT				
SIZE	CODE IDENT. NO.	DWG NO.	ISSUE	
C	82679	CK1496	1	
SCALE			SHEET	OF

UNLESS OTHERWISE SPECIFIED DIMENSIONS ARE IN INCHES AND INCLUDE CHEMICALLY APPLIED OR PLATED FINISHES

TOLERANCES ON
 DECIMALS .X ± .05
 .XX ± .01
 .XXX ± .005
 FRACTIONS ± 1/64
 ANGLES ± 0° -30'

I	GPTM-2.5 JA	ASS'Y NO.
QTY / UNIT	MODEL USED ON	
APPLICATION		
	CODE	
MATERIAL		
FINISH		

NOTICE TO PERSONS RECEIVING THIS DRAWING
 THE TECHNICAL MATERIEL CORPORATION claims proprietary right in the material disclosed herein. This drawing is issued in confidence for engineering information only and may not be reproduced or used to manufacture anything shown herein without permission from THE TECHNICAL MATERIEL CORPORATION to the user. This drawing is loaned for mutual assistance and is subject to recall at any time.