

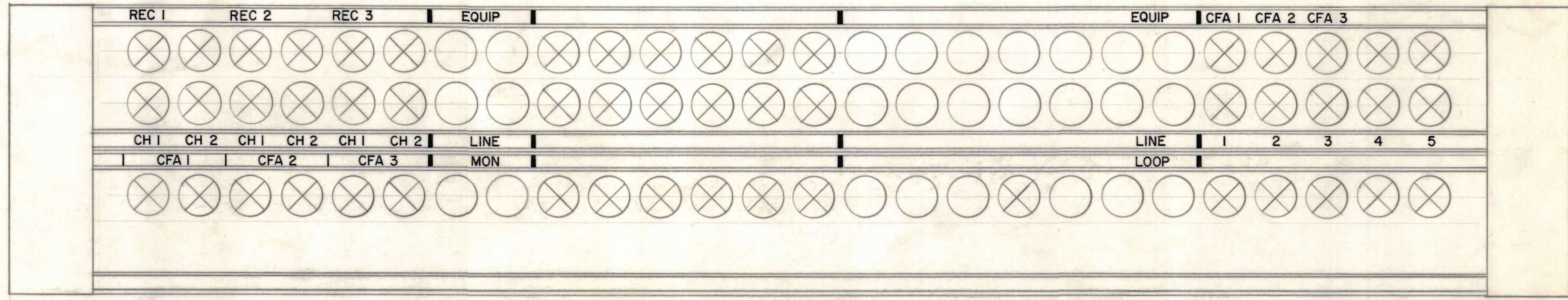
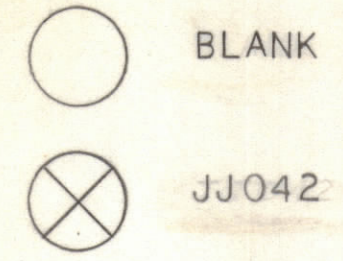
4

3

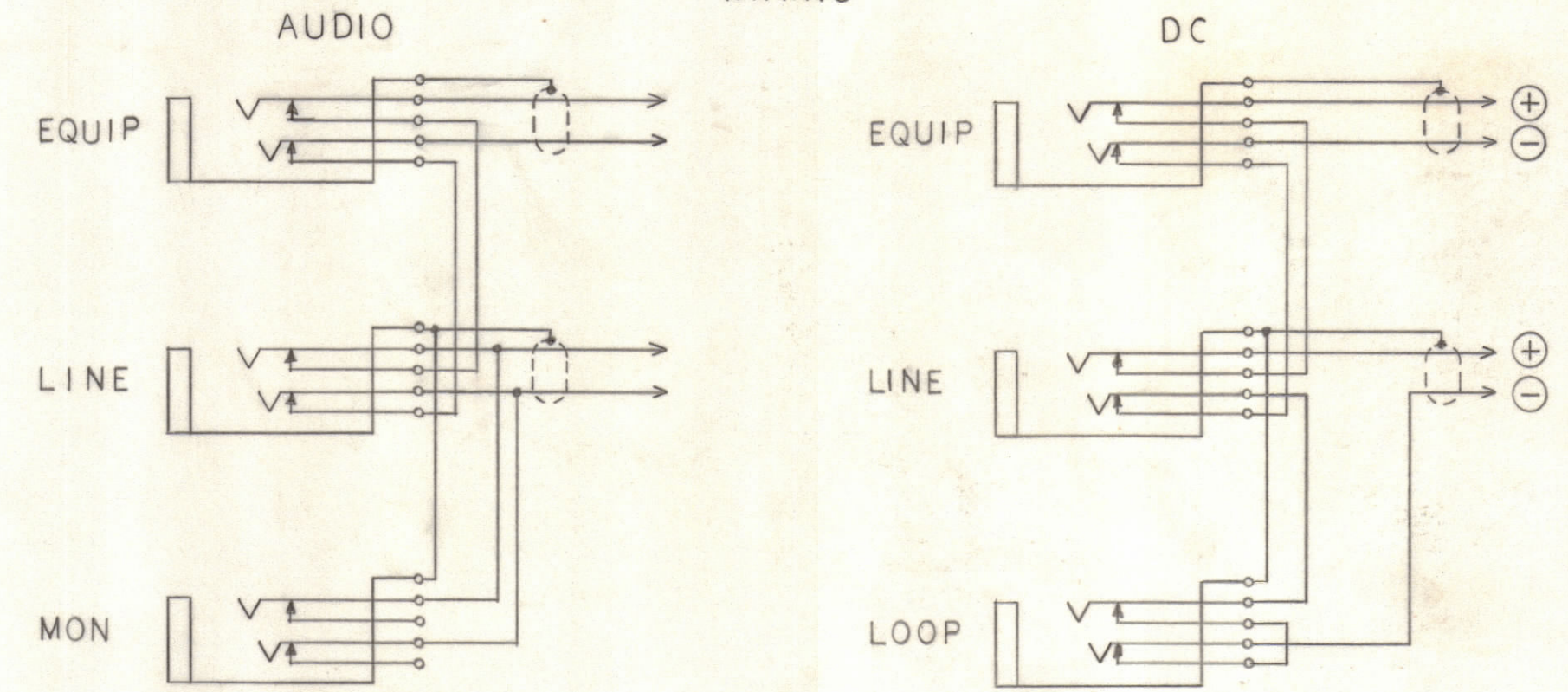
2

1

| REVISIONS | | | | | DATE | APPROVED |
|-----------|-------|------|------|-----|---------------------------------|----------|
| E.M.N.NO | DRAFT | CHKD | ZONE | LTR | DESCRIPTION | |
| | 0 | | | 0 | ORIGINAL RELEASE FOR PRODUCTION | 3/24/70 |



TYPICAL WIRING



CK1751

| 1 | LPP-6 | |
|-------------|---------------|-----------|
| QTY / UNIT | MODEL USED ON | ASS'Y NO. |
| APPLICATION | | |
| CODE | | |

NOTICE TO PERSONS RECEIVING THIS DRAWING
 THE TECHNICAL MATERIEL CORPORATION claims proprietary right in the material disclosed hereon. This drawing is issued in confidence for engineering information only and may not be reproduced or used to manufacture anything shown hereon without permission from THE TECHNICAL MATERIEL CORPORATION to the user. This drawing is loaned for mutual assistance and is subject to recall at any time.

UNLESS OTHERWISE SPECIFIED DIMENSIONS ARE IN INCHES AND INCLUDE CHEMICALLY APPLIED OR PLATED FINISHES

TOLERANCES ON

| | |
|-------------|-----------|
| DECIMALS | FRACTIONS |
| .X ± .05 | ± 1/64 |
| .XX ± .01 | ANGLES |
| .XXX ± .005 | ± 0° -30' |

MATERIAL

FINISH

| QTY. REQ. | ITEM | PART NO. | DESCRIPTION | SYMBOL |
|------------------|------|----------|---|---------|
| LIST OF MATERIAL | | | | |
| FINAL APPROVAL | | DATE | THE TECHNICAL MATERIEL CORP. MAMARONECK, NEW YORK <h1 style="font-size: 2em; margin: 0;">DIAGRAM WIRING</h1> | |
| MECH. DES. | | DATE | | |
| ELECT. DES. | | DATE | | |
| CHECKED | | DATE | | |
| DRAWN | | DATE | | |
| SIZE | | | CODE IDENT NO. | DWG NO. |
| C | | | 82679 | CK1751 |
| SCALE | | | SHEET OF | |

4

3

2

1