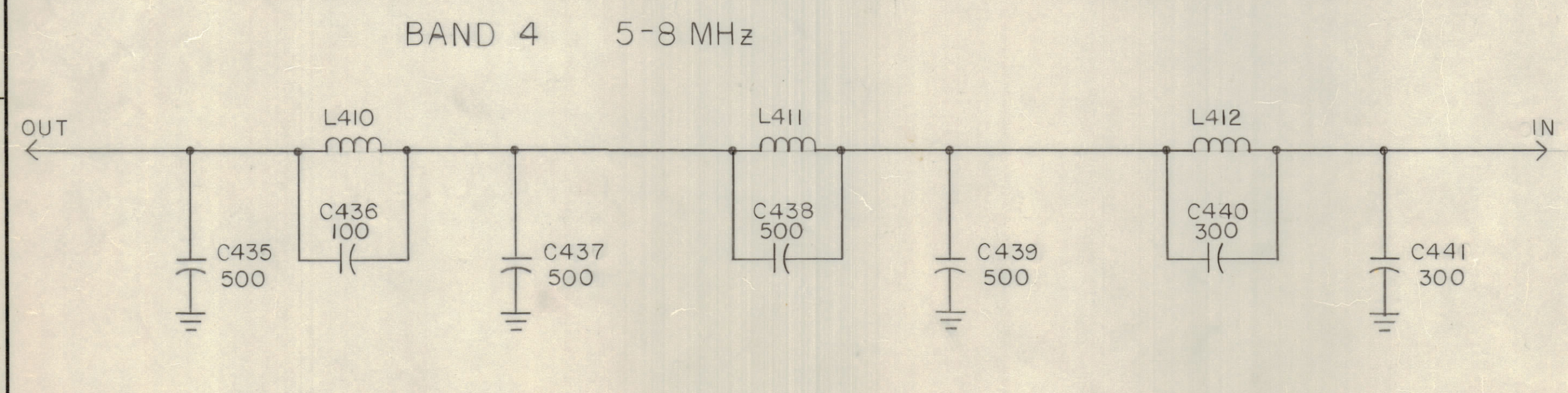
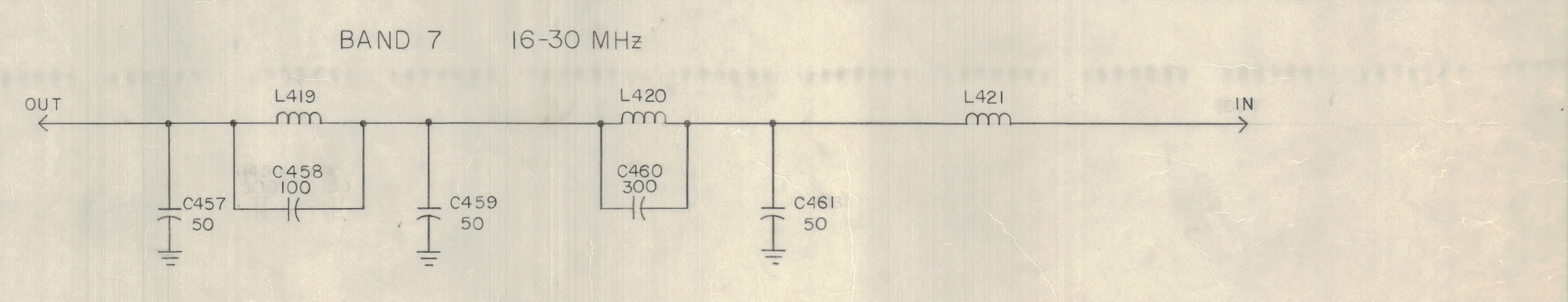
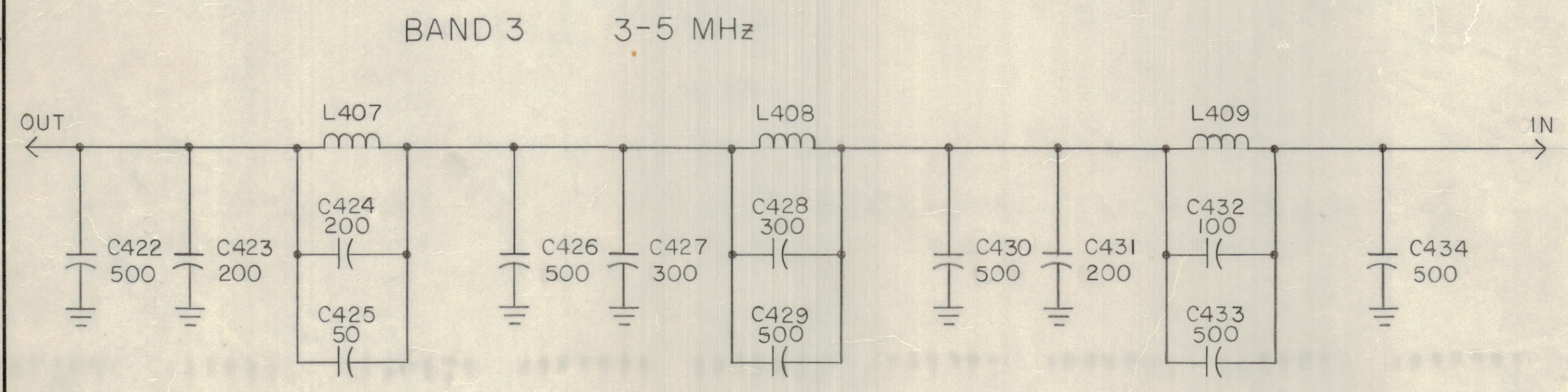
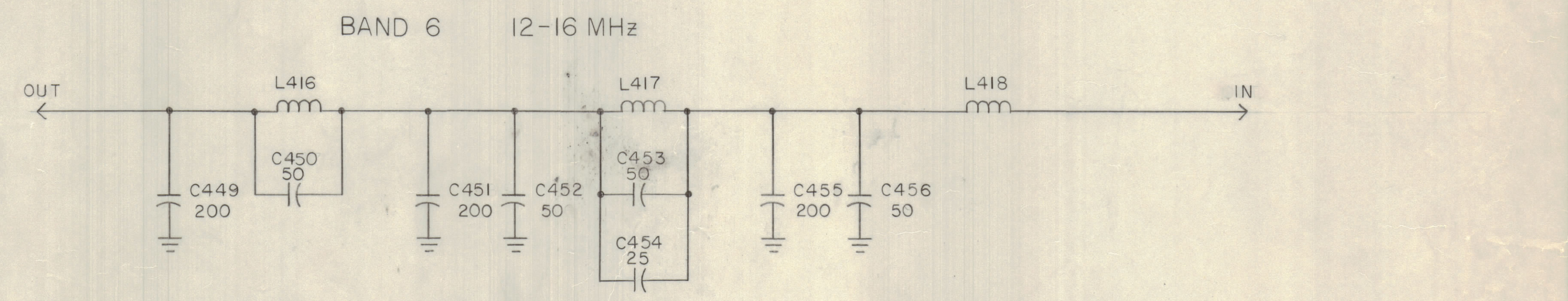
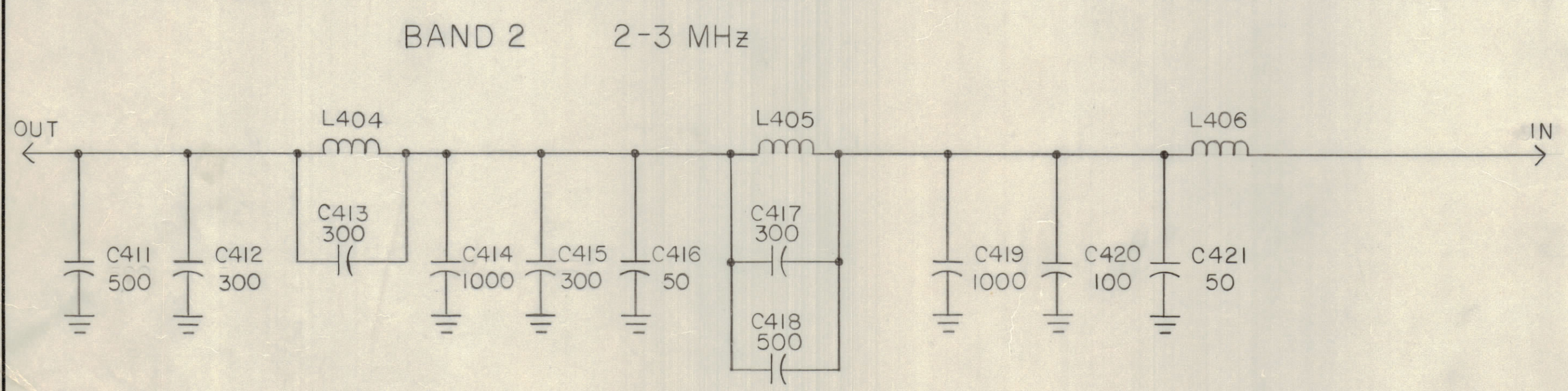
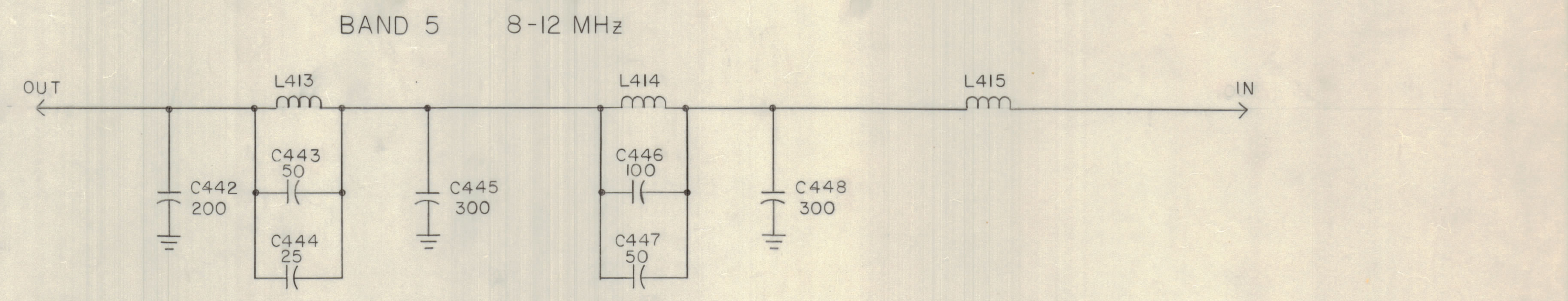
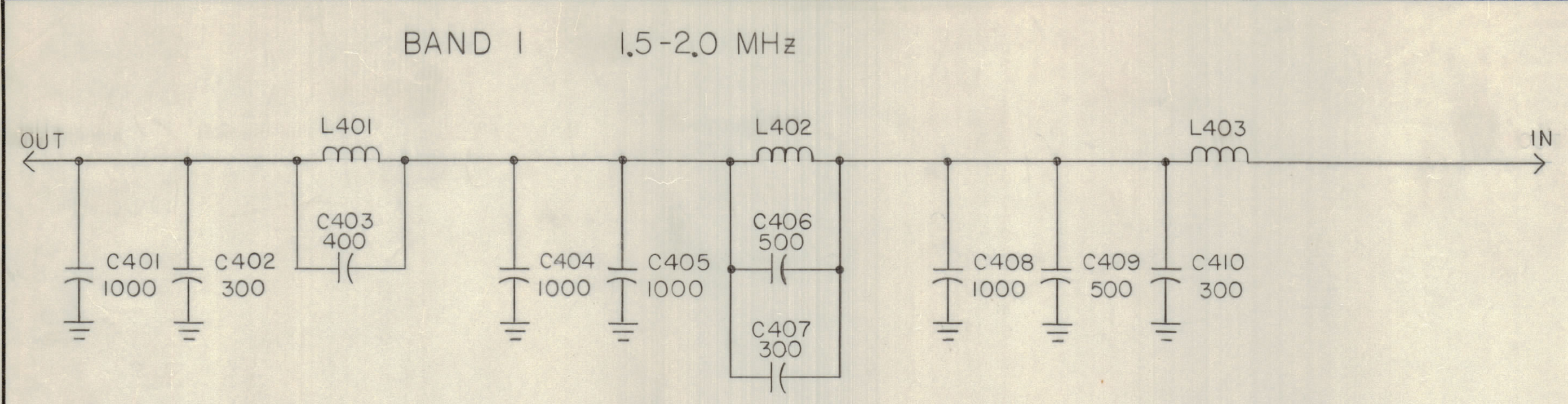


REVISIONS							
E.M.N.O.	DRAFT	CHKD	ZONE	LTR	DESCRIPTION	DATE	APPROVED
	(D)			(S)	ORIGINAL RELEASE FOR PRODUCTION	11/1/71	
20528	GE	(S)		A	SEE SHEET 1	2/7/72	(S)
21057	GE	(S)		B	ADD NOTE (OPTIONAL UPON CUST. REQ.)	4/17/73	(S)
21136	GDL	(S)		C	SEE SHT 1	2-11-74	(S)
21300	GDL	(S)		D	SEE SHT 1	9-18-75	(S)



QTY. REQ.	ITEM	PART NO.	DESCRIPTION	SYMBOL
LIST OF MATERIAL				
THE TECHNICAL MATERIEL CORP. MAMARONECK, NEW YORK				
DIAGRAM, SCHEMATIC HARMONIC FILTER				
FINAL APPROVAL	(Signature)	DATE	28 Oct 71	
MECH. DES.	(Signature)	DATE	28 Oct 71	
ELECT. DES.	(Signature)	DATE	28 Oct 71	
CHECKED	(Signature)	DATE	25 May 71	
DRAWN	(Signature)	DATE	25 May 71	
SIZE		CODE IDENT NO.	DWG NO.	ISSUE
D		82679	CK1882	D
SCALE				SHEET 2 OF 2

TFP-1K		
QTY / UNIT	MODEL USED ON	ASS'Y NO.
APPLICATION		
CODE		
<small>NOTICE TO PERSONS RECEIVING THIS DRAWING</small> <small>THE TECHNICAL MATERIEL CORPORATION claims proprietary right in the material disclosed hereon. This drawing is issued in confidence for engineering information only and may not be reproduced or used to manufacture anything shown hereon without permission from THE TECHNICAL MATERIEL CORPORATION to the user. This drawing is loaned for mutual assistance and is subject to recall at any time.</small>		

UNLESS OTHERWISE SPECIFIED DIMENSIONS ARE IN INCHES AND INCLUDE CHEMICALLY APPLIED OR PLATED FINISHES

TOLERANCES ON

DECIMALS	FRACTIONS
.X ± .05	± 1/64
.XX ± .01	ANGLES
.XXX ± .005	± 0° -30'

MATERIAL

FINISH