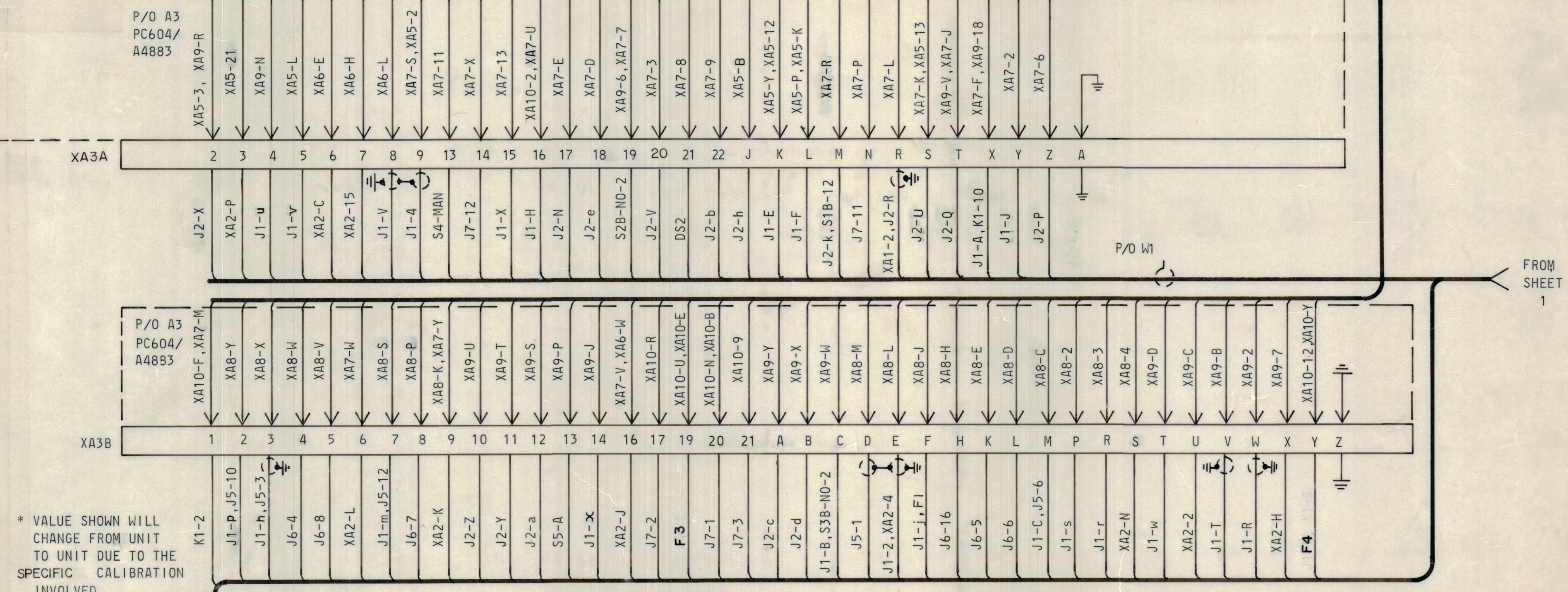
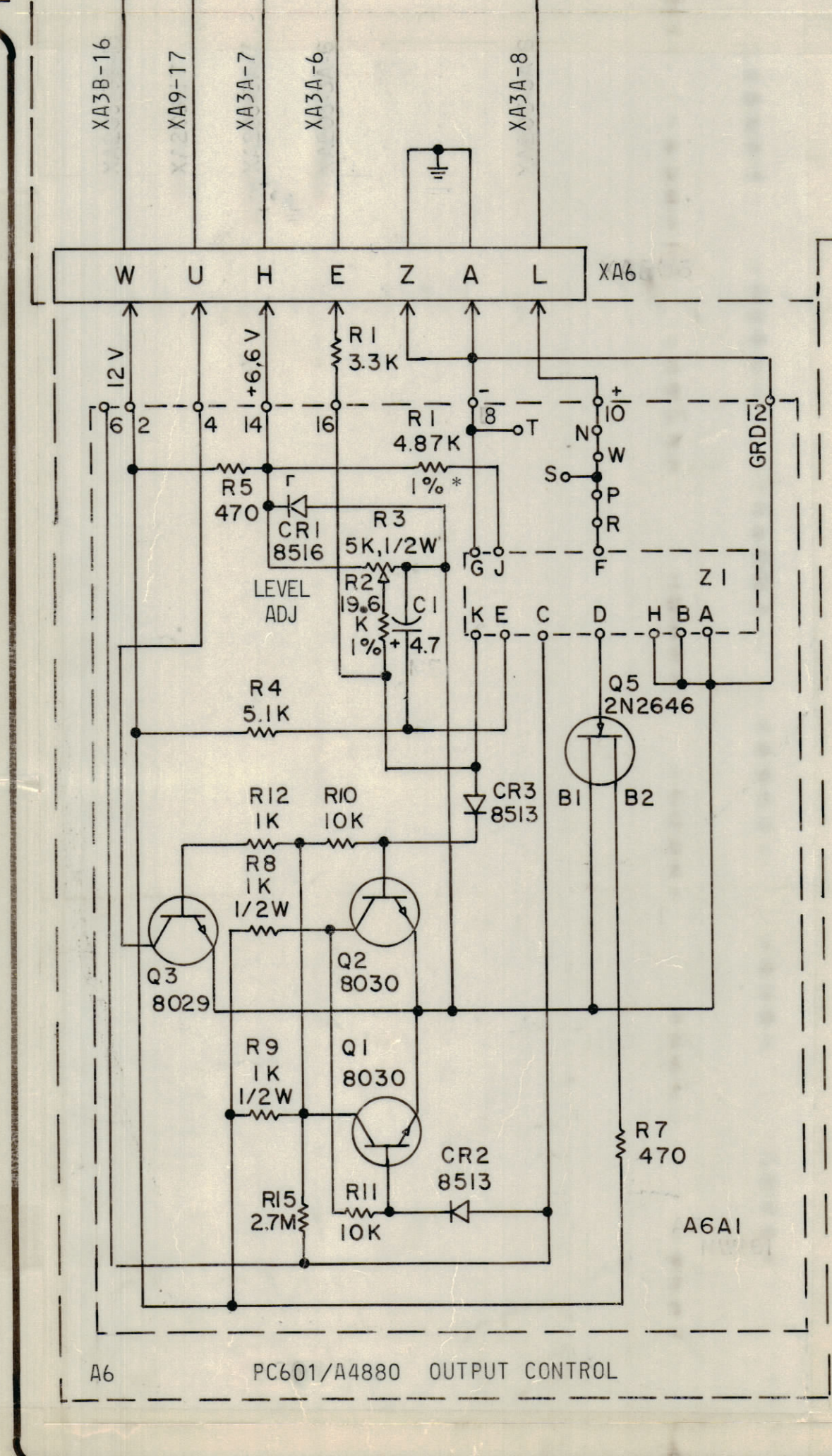
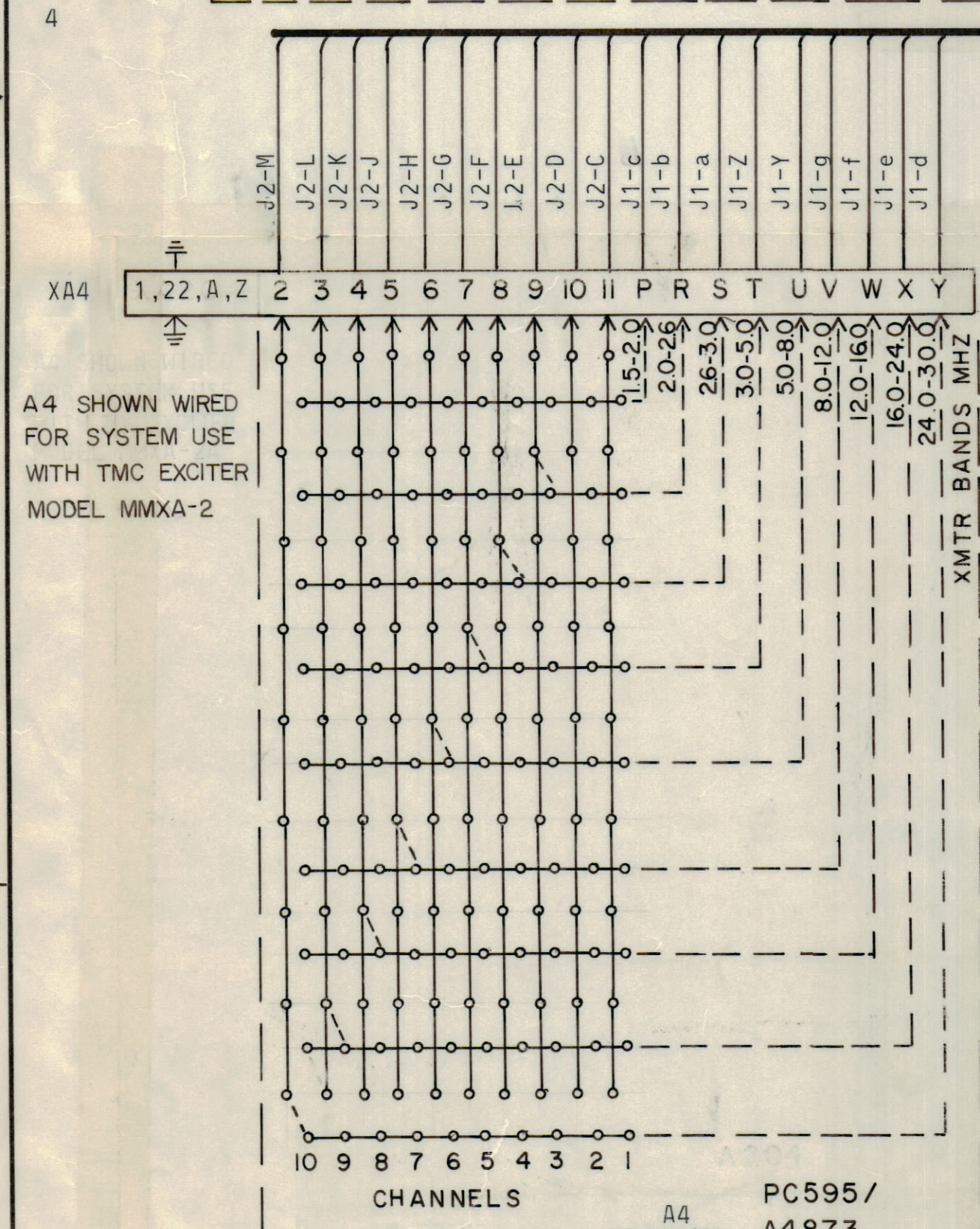
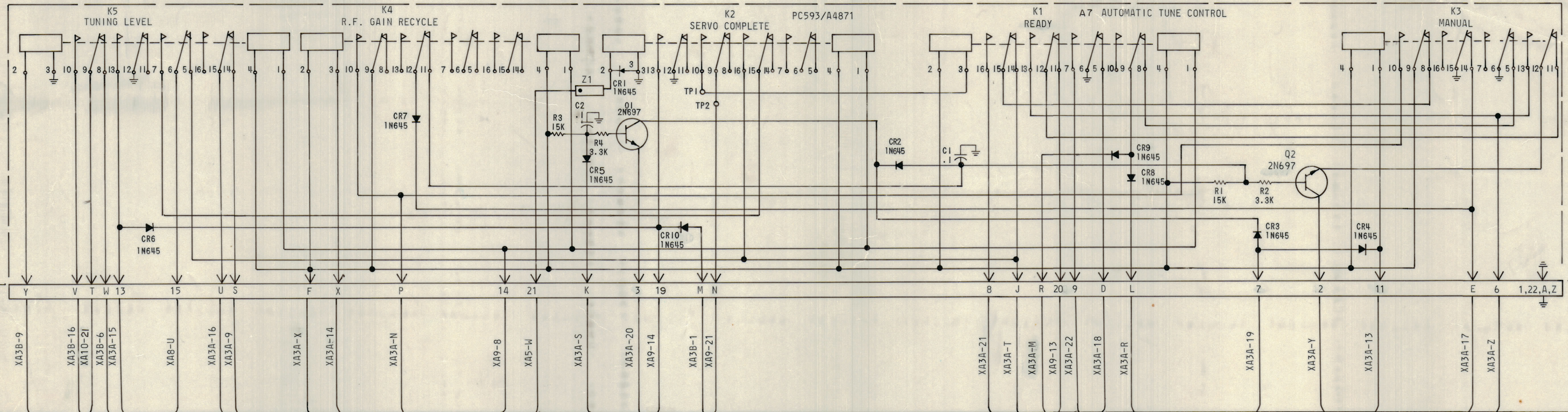


UNLESS OTHERWISE SPECIFIED:

1. ALL RESISTANCE VALUES ARE IN OHMS, 1/4W.
2. ALL CAPACITANCE VALUES ARE IN MICROFARADS.
3. SYMBOL SERIES DESIGNATION USED FOR THIS UNIT IS 200. ONLY PARTIAL REFERENCE DESIGNATIONS ARE SHOWN. FOR COMPLETE DESIGNATION, PREFIX THE PART DESIGNATION WITH THE UNIT OF SUB-ASSEMBLY DESIGNATION:  
EXAMPLE: PARTIAL DESIGNATION: XA1  
COMPLETE UNIT DESIGNATION: XA201

| A7 SERIES   |                |
|-------------|----------------|
| LAST SYMBOL | MISSING SYMBOL |
| C2          |                |
| CR10        |                |
| K5          |                |
| Q2          |                |
| R4          |                |
| TP2         |                |
| Z1          |                |

| REVISIONS |       |      |      |     |                                 |          |          |
|-----------|-------|------|------|-----|---------------------------------|----------|----------|
| E.M.N.    | DRAFT | CHKD | ZONE | LTR | DESCRIPTION                     | DATE     | APPROVED |
| 20544     | DE    |      |      |     | ORIGINAL RELEASE FOR PRODUCTION | 11/19/71 |          |
|           |       |      |      |     | F3 WAS XA3B-19, F4 WAS XA3B-Y   | 3/5/72   |          |



\* VALUE SHOWN WILL CHANGE FROM UNIT TO UNIT DUE TO THE SPECIFIC CALIBRATION INVOLVED.

| A6 SERIES   |                | A6A1 SERIES |                |
|-------------|----------------|-------------|----------------|
| LAST SYMBOL | MISSING SYMBOL | LAST SYMBOL | MISSING SYMBOL |
| A1          |                | C1          |                |
| R1          |                | CR3         |                |
|             |                | Q5          | Q4             |
|             |                | R15         | R6, 13, 14     |
|             |                | Z1          |                |

| AX5130     |               |           |
|------------|---------------|-----------|
| QTY / UNIT | MODEL USED ON | ASS'Y NO. |
|            | APPLICATION   |           |
|            | CODE          |           |

| QTY. REQ.  | ITEM       | PART NO.  | DESCRIPTION | SYMBOL |                |           |            |          |             |        |             |            |       |      |
|--|------------|---|-------------|--------|----------------|-----------|------------|----------|-------------|--------|-------------|------------|-------|------|
| LIST OF MATERIAL                                     |            |   |             |        |                |           |            |          |             |        |             |            |       |      |
| THE TECHNICAL MATERIEL CORP.<br>MAMARONECK, NEW YORK |            |   |             |        |                |           |            |          |             |        |             |            |       |      |
| <b>SERVO CONTROL UNIT</b>                            |            |   |             |        |                |           |            |          |             |        |             |            |       |      |
| TOLERANCES ON  |            | <table border="1"> <tr> <td>DECIMALS</td> <td>FRACTIONS</td> </tr> <tr> <td>.X ± .05</td> <td>± 1/64</td> </tr> <tr> <td>.XX ± .01</td> <td>ANGLES</td> </tr> <tr> <td>.XXX ± .005</td> <td>± 0° - 30'</td> </tr> </table>  |             |        | DECIMALS       | FRACTIONS | .X ± .05   | ± 1/64   | .XX ± .01   | ANGLES | .XXX ± .005 | ± 0° - 30' |       |      |
| DECIMALS   | FRACTIONS  |   |             |        |                |           |            |          |             |        |             |            |       |      |
| .X ± .05   | ± 1/64     |   |             |        |                |           |            |          |             |        |             |            |       |      |
| .XX ± .01  | ANGLES     |   |             |        |                |           |            |          |             |        |             |            |       |      |
| .XXX ± .005  | ± 0° - 30' |   |             |        |                |           |            |          |             |        |             |            |       |      |
| MATERIAL   |            | <table border="1"> <tr> <td>FINAL APPROVAL</td> <td>DATE</td> </tr> <tr> <td>MECH. DES.</td> <td>11-22-71</td> </tr> <tr> <td>ELECT. DES.</td> <td>DATE</td> </tr> <tr> <td>CHECKED</td> <td>11-22-71</td> </tr> <tr> <td>DRAWN</td> <td>DATE</td> </tr> </table> |             |        | FINAL APPROVAL | DATE      | MECH. DES. | 11-22-71 | ELECT. DES. | DATE   | CHECKED     | 11-22-71   | DRAWN | DATE |
| FINAL APPROVAL                                       | DATE       |   |             |        |                |           |            |          |             |        |             |            |       |      |
| MECH. DES.   | 11-22-71   |   |             |        |                |           |            |          |             |        |             |            |       |      |
| ELECT. DES.  | DATE       |   |             |        |                |           |            |          |             |        |             |            |       |      |
| CHECKED  | 11-22-71   |   |             |        |                |           |            |          |             |        |             |            |       |      |
| DRAWN  | DATE       |   |             |        |                |           |            |          |             |        |             |            |       |      |
| FINISH   |            | <table border="1"> <tr> <td>SIZE</td> <td>CODE</td> <td>IDENT NO.</td> <td>DWG NO.</td> <td>ISSUE</td> </tr> <tr> <td>D</td> <td>82679</td> <td>CK 1883</td> <td></td> <td>A</td> </tr> </table>  |             |        | SIZE           | CODE      | IDENT NO.  | DWG NO.  | ISSUE       | D      | 82679       | CK 1883    |       | A    |
| SIZE   | CODE       | IDENT NO.   | DWG NO.     | ISSUE  |                |           |            |          |             |        |             |            |       |      |
| D  | 82679      | CK 1883   |             | A      |                |           |            |          |             |        |             |            |       |      |
| SCALE  |            | SHEET 3 OF 4  |             |        |                |           |            |          |             |        |             |            |       |      |

NOTICE TO PERSONS RECEIVING THIS DRAWING  
THE TECHNICAL MATERIEL CORPORATION claims proprietary right in the material disclosed herein. This drawing is issued in confidence for engineering information only and may not be reproduced or used to manufacture anything shown herein without permission from THE TECHNICAL MATERIEL CORPORATION to the user. This drawing is loaned for mutual assistance and is subject to recall at any time.