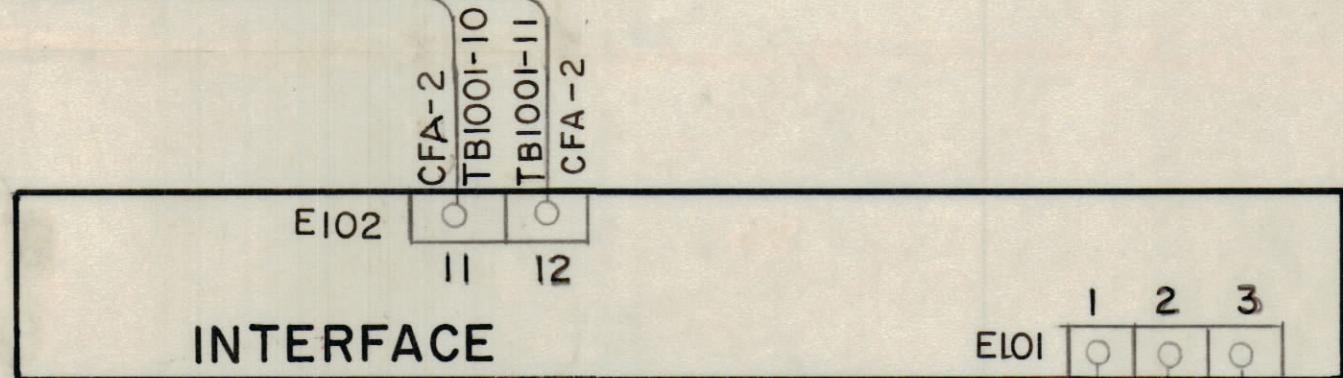
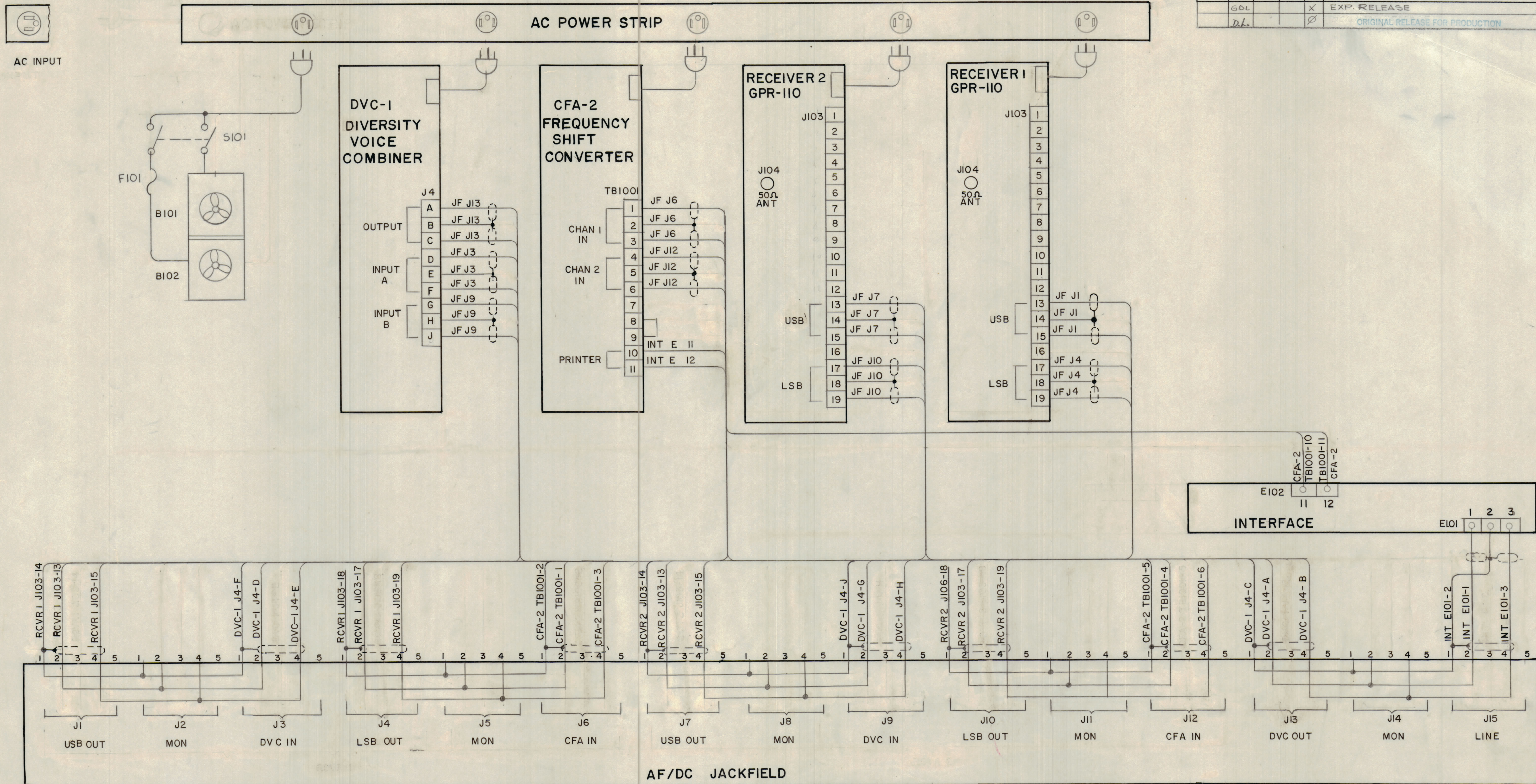
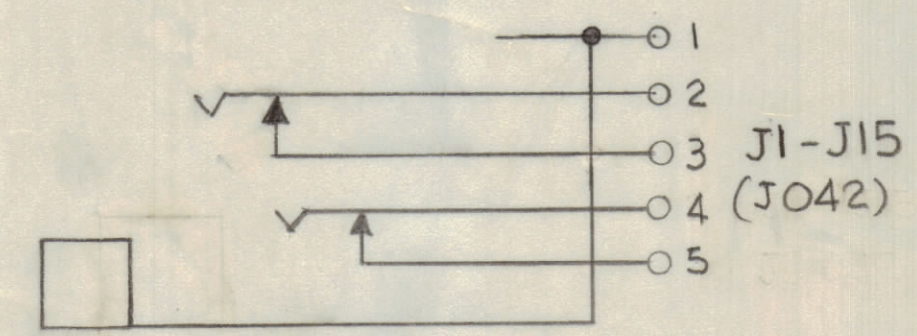


REVISIONS						
E.M.N.O.	DRAFT	CHKD	ZONE	LTR	DESCRIPTION	DATE
	GDL			X	EXP. RELEASE	9-24-74
	D.L.				ORIGINAL RELEASE FOR PRODUCTION	2-3-75



SYMBOLS IDENTIFICATION
 INT - INTERFACE
 JF - JACKFIELD



SYM 3201		ASS'Y NO.
QTY / UNIT	MODEL USED ON	ASS'Y NO.
APPLICATION		
CODE		
MATERIAL		
FINISH		

UNLESS OTHERWISE SPECIFIED DIMENSIONS ARE IN INCHES AND INCLUDE CHEMICALLY APPLIED OR PLATED FINISHES	
TOLERANCES ON	
DECIMALS	FRACTIONS
.X ± .05	± 1/64
.XX ± .01	ANGLES
.XXX ± .005	± 0° - 30'

QTY. REQ.	ITEM	PART NO.	DESCRIPTION	SYMBOL
LIST OF MATERIAL				
THE TECHNICAL MATERIEL CORP. MAMARONECK, NEW YORK				
INTERCONNECT WIRING DIAGRAM SYM 3201				
SIZE	CODE	IDENT NO.	DWG NO.	ISSUE
D	82679	CK 2080		
SCALE				SHEET OF

NOTICE TO PERSONS RECEIVING THIS DRAWING
 THE TECHNICAL MATERIEL CORPORATION claims proprietary right in the material disclosed hereon. This drawing is issued in confidence for engineering information only and may not be reproduced or used to manufacture anything shown hereon without permission from THE TECHNICAL MATERIEL CORPORATION to the user. This drawing is loaned for mutual assistance and is subject to recall at any time.