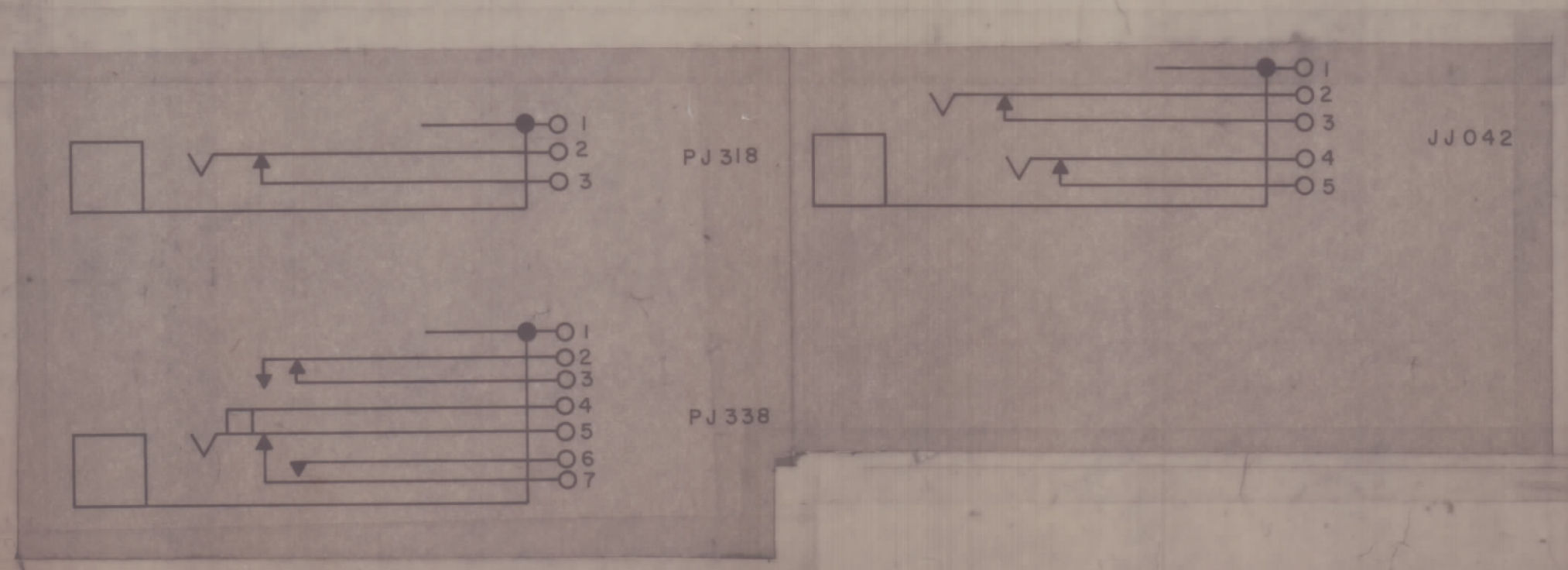
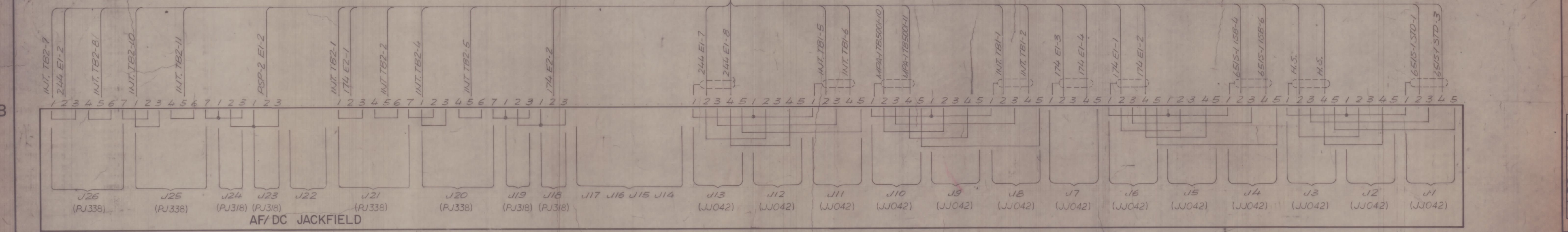
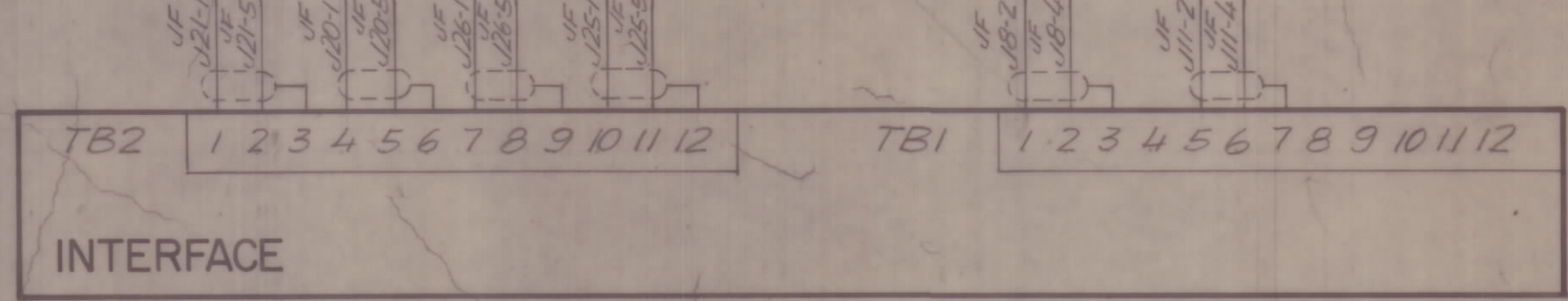
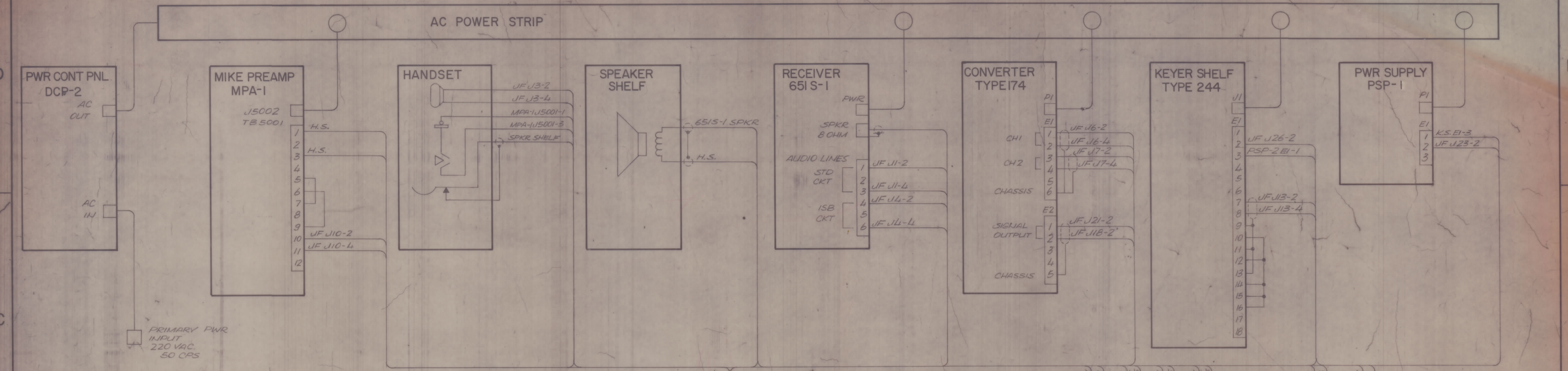


REVISIONS							
E.M.N.O	DRAFT	CHKD	ZONE	LTR	DESCRIPTION	DATE	APPROVED
D.L.					ORIGINAL RELEASE FOR PRODUCTION	1-3-75	



**SYMBOL IDENTIFICATION**  
 INT. — INTERFACE  
 H.S. — HAND SET  
 K.S. — KEYS SHELF  
 JF — JACK FIELD

QTY / UNIT	MODEL USED ON	ASS'Y NO.
APPLICATION		
CODE		
NOTICE TO PERSONS RECEIVING THIS DRAWING		
THE TECHNICAL MATERIEL CORPORATION claims proprietary right in the material disclosed herein. This drawing is issued in confidence for engineering information only and may not be reproduced or used to manufacture anything shown hereon without permission from THE TECHNICAL MATERIEL CORPORATION to the user. This drawing is loaned for technical assistance and is subject to recall at any time.		

QTY. REQ.	ITEM	PART NO.	DESCRIPTION	SYMBOL
LIST OF MATERIAL				
THE TECHNICAL MATERIEL CORP. MAMARONECK, NEW YORK				
INTERCONNECT WIRING DIAGRAM				
SYM 3204				
MATERIAL		FINISH		
SIZE		CODE IDENT NO.	DWG NO.	ISSUE
D		82679	CK2086	
SCALE		SHEET		OF