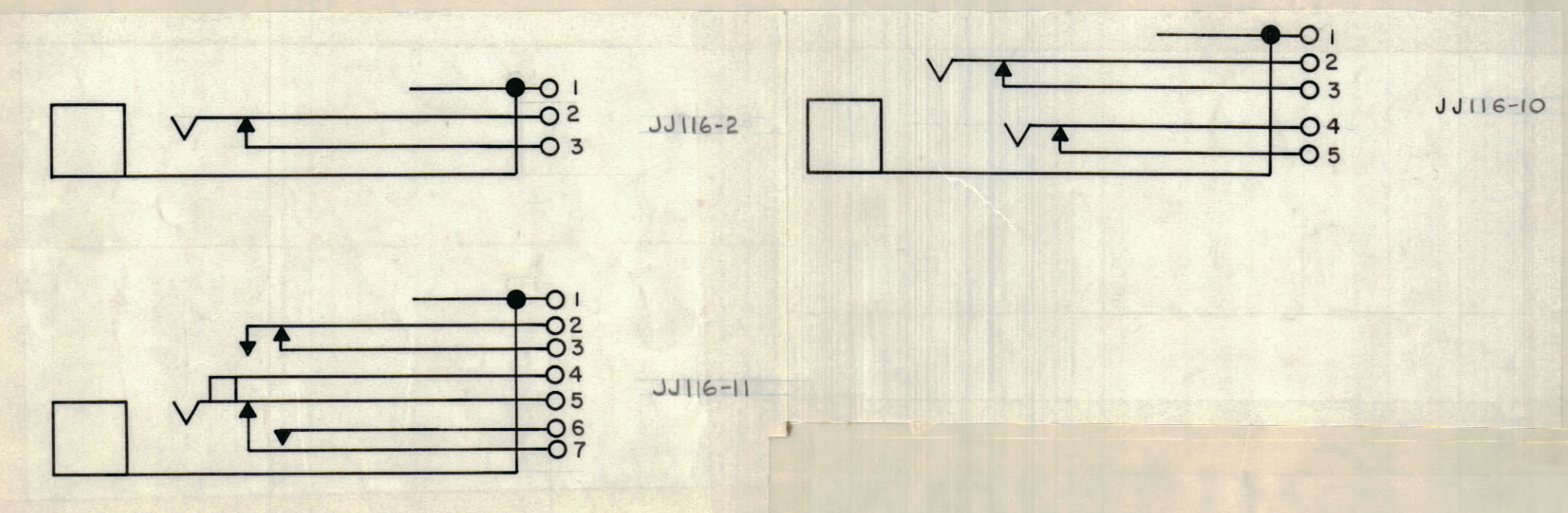
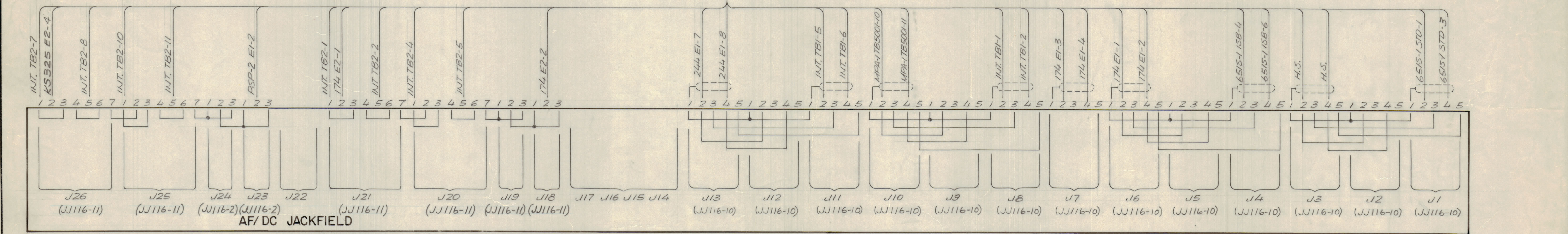

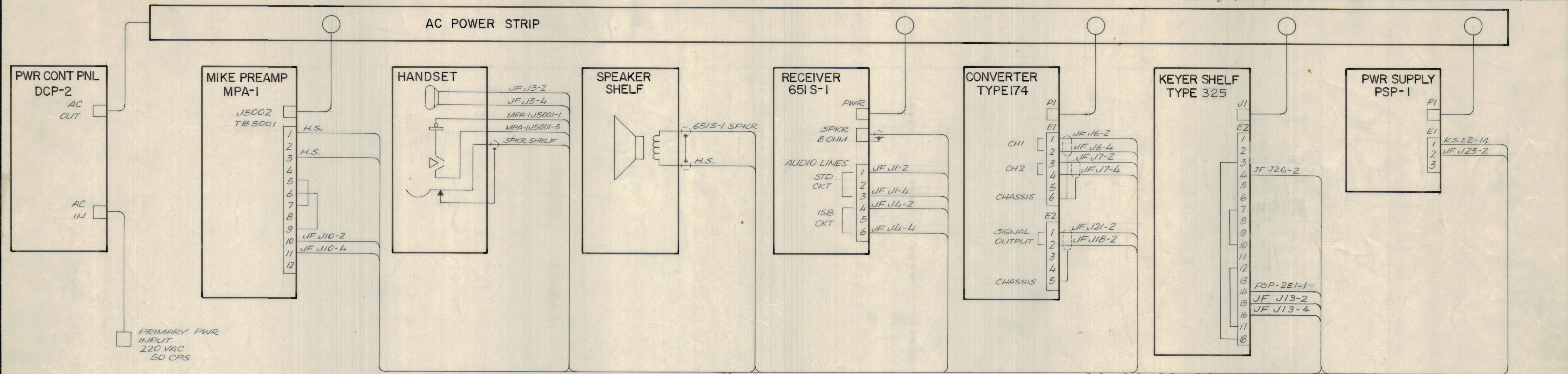


REVISIONS							
E.M.N.O	DRAFT	CHKD	ZONE	LTR	DESCRIPTION	DATE	APPROVED
Z1271	D.L.	9/8	20	A	ORIGINAL RELEASE FOR PRODUCTION	5-1-75	
	C.B.L.				ON PSP-1 E2-14 WAS E2-4-ON JACKFIELD K5325 E2-4 WAS E2-14	7-28-75	



SYMBOL IDENTIFICATION
 INT. — INTERFACE
 H.S. — HAND SET
 K.S. — KEYS SHELF
 JF — JACK FIELD

QTY / UNIT	MODEL USED ON	ASSY NO.
	SYM 3204A	
APPLICATION		
CODE		

UNLESS OTHERWISE SPECIFIED DIMENSIONS ARE IN INCHES AND INCLUDE CHEMICALLY APPLIED OR PLATED FINISHES	FINAL APPROVAL	DATE
TOLERANCES ON	MECH. DES.	DATE
DECIMALS X ± .05 XX ± .01 XXX ± .005	ELECT. DES.	DATE
FRACTIONS ± 1/64 ANGLES ± 0° - 30'	CHECKED	DATE
	DRAWN	DATE
	W.J. BURNS	5/11/75

QTY. REQ.	ITEM	PART NO.	DESCRIPTION	SYMBOL
LIST OF MATERIAL				
THE TECHNICAL MATERIEL CORP. MAMARONECK, NEW YORK				
INTERCONNECT WIRING DIAGRAM				
SYM 3204A				
SIZE	CODE	IDENT NO.	DWG NO.	ISSUE
D	82679	CK2106		A
SCALE				SHEET OF

NOTICE TO PERSONS RECEIVING THIS DRAWING
 THE TECHNICAL MATERIEL CORPORATION claims proprietary right in the material disclosed herein. This drawing is issued in confidence for engineering information only and may not be reproduced or used to manufacture anything shown hereon without permission from THE TECHNICAL MATERIEL CORPORATION to the user. This drawing is loaned for mutual assistance and is subject to recall at any time.