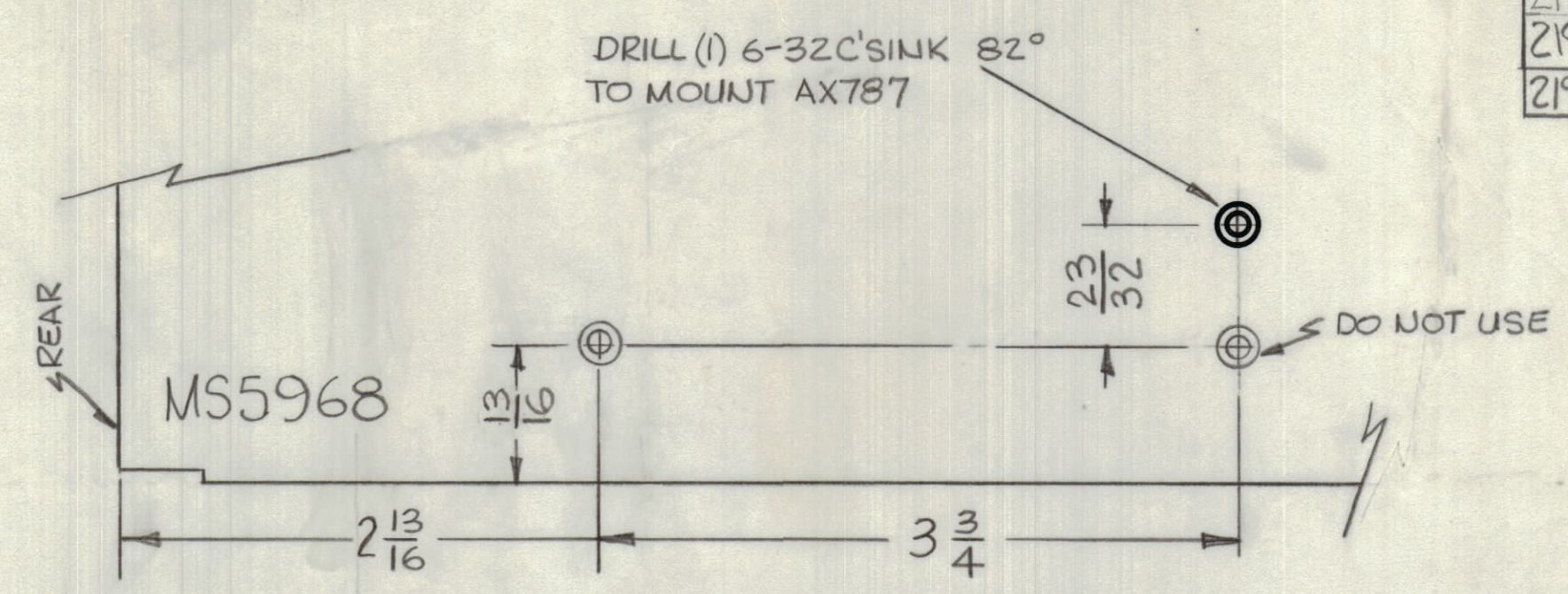
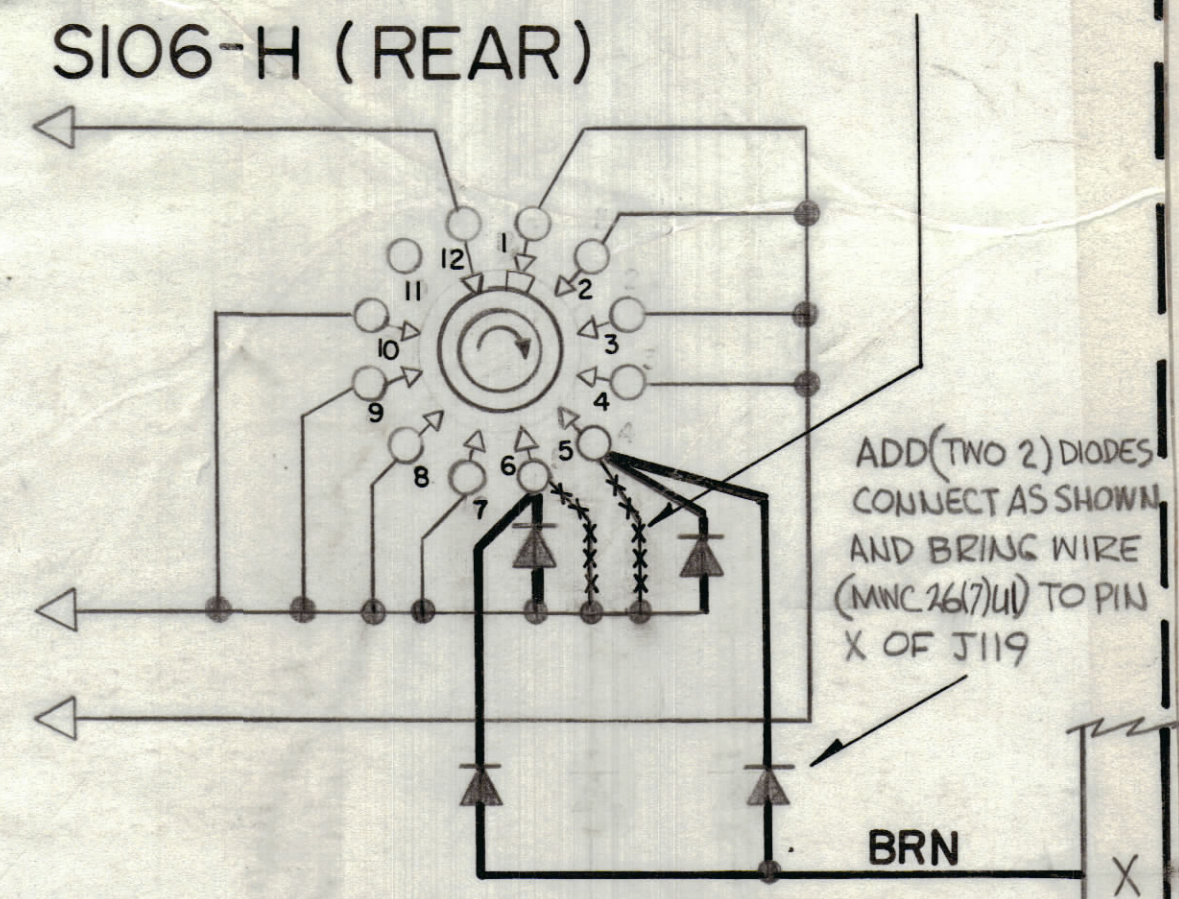


REVISIONS							
E.M.NNO	DRAFT	CHKD	ZONE	LTR	DESCRIPTION	DATE	APPROVED
21753	MC			A	ORIGINAL RELEASE FOR PRODUCTION	5/1/76	
21930	MC			B	SHIT OF 2, A4879-PC600 A1001 OVLD PIN K WAS H, PIN H WAS K	1-8-80	FB
21993	MC			C	SEE SHEET 2 OF 2	3-23-82	
				C	R5 and R6 were 15K (SHEET 2)	1-11-83	

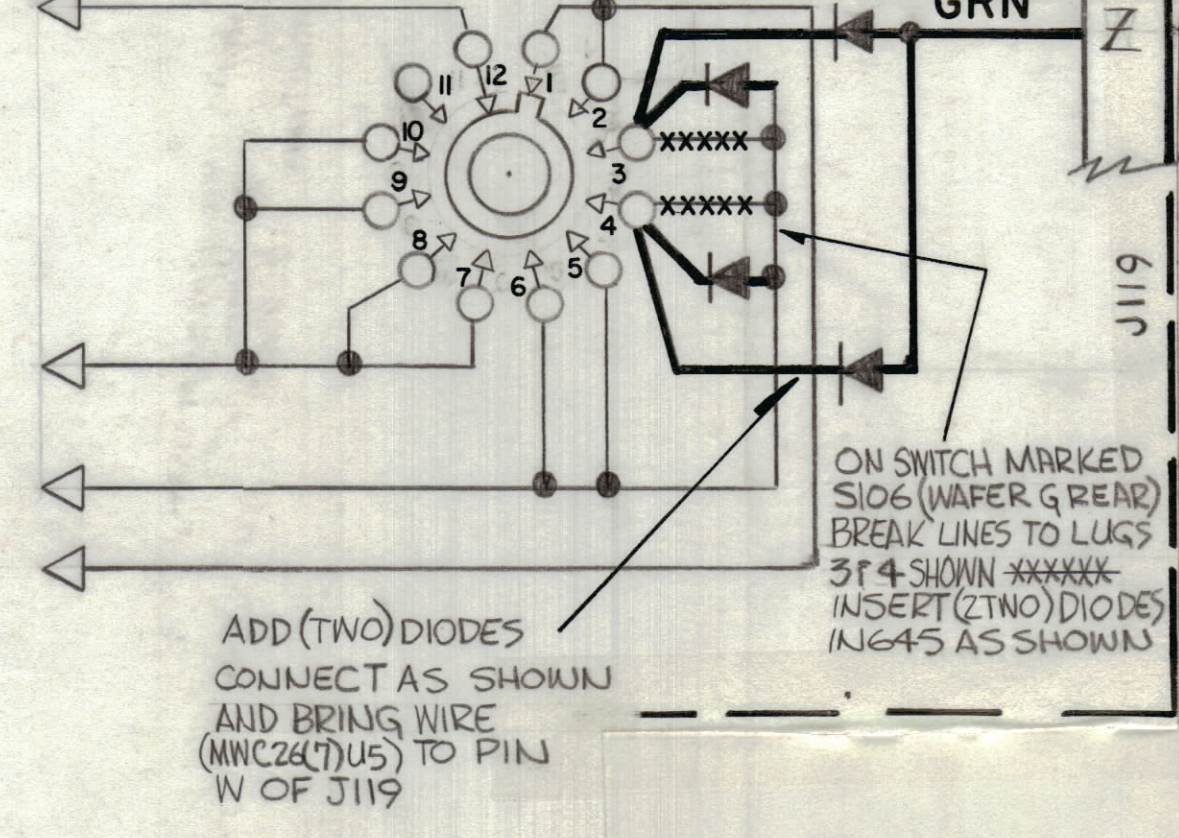


**MMXA-2**  
(REFERENCE CK2067)

ON SWITCH MARKED SIO6 (WAFER H REAR) BREAK LINES TO LUGS 5 & 6 SHOWN ~~XXXXX~~ INSERT (2 TWO) DIODES IN 645 AS SHOWN



**SIO6-G (REAR)**



ADD (TWO) DIODES CONNECT AS SHOWN AND BRING WIRE (MWC 24(7)U5) TO PIN W OF J119

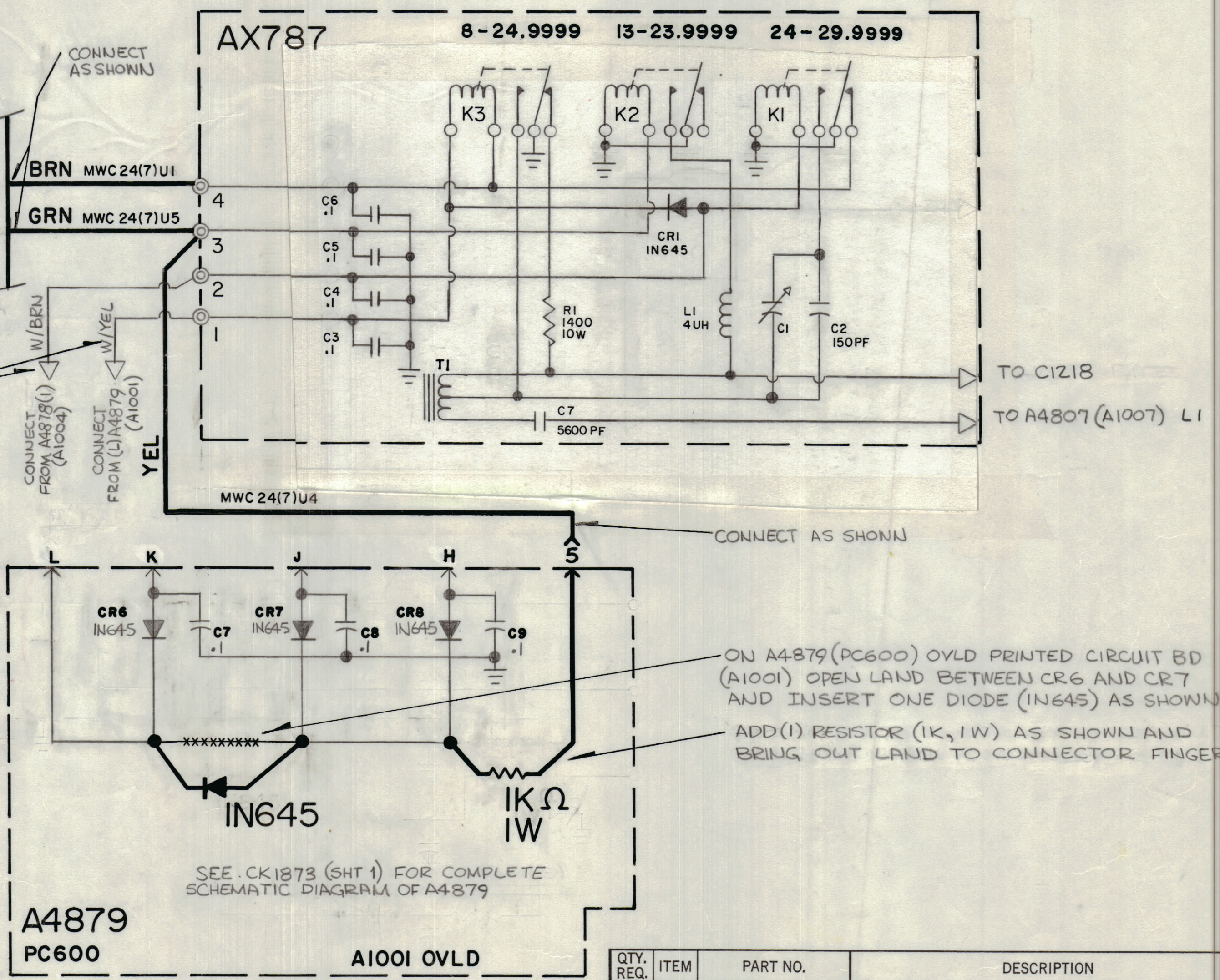
OPEN CONNECTOR P2106, P2003 AND SOLDER IN WIRES. (J119) (P2106) A LINE EXIST ON PIN (Z), THIS WIRE MUST BE REMOVED AND SOLDERED INTO PIN (P) OF (J119) (P2106) THIS LEAVES PIN (Z) OPEN TO FACILITATE THE INSTALLATION SHOWN ABOVE.

ATTACH CAV1802 TO CAV148 AND RUN (2) WIRE CABLE DIRECT FROM J119 TO J1003

THESE WIRES EXIST, CONNECT AS SHOWN

**TLAA-1K**

REPLACE A4909 WITH AX787 AND CONNECT WIRES AS DETAILED BELOW, (1) ONE C'SINK HOLE MUST BE DRILLED ON THE SIDE PLATE TO FACILITATE AX787 SEE DETAIL ABOVE (REFERENCE DRAWING AX787)



HETA-1KJ, KIT417		
QTY / UNIT	MODEL USED ON	ASS'Y NO.
APPLICATION		
CODE		
MATERIAL		
FINISH		

UNLESS OTHERWISE SPECIFIED DIMENSIONS ARE IN INCHES AND INCLUDE CHEMICALLY APPLIED OR PLATED FINISHES		FINAL APPROVAL	DATE
TOLERANCES ON		MECH. DES.	DATE
DECIMALS	FRACTIONS	ELECT. DES.	DATE
.X ± .05	1/64	CHECKED	DATE
.XX ± .01	ANGLES	DRAWN	DATE
.XXX ± .005	± 0° - 30°		

QTY. REQ.	ITEM	PART NO.	DESCRIPTION	SYMBOL
LIST OF MATERIAL				
THE TECHNICAL MATERIEL CORP. MAMARONECK, NEW YORK				
DIAGRAM, SCHEMATIC				
DISTORTION & POWER MODIFICATION KIT417				
SIZE	CODE IDENT NO.	DWG NO.	ISSUE	
D	82679	CK2126	C	
SCALE	SHEET			OF 2

NOTICE TO PERSONS RECEIVING THIS DRAWING  
THE TECHNICAL MATERIEL CORPORATION claims proprietary right in the material disclosed herein. This drawing is issued in confidence for engineering information only and may not be reproduced or used to manufacture anything shown herein without permission from THE TECHNICAL MATERIEL CORPORATION to the user. This drawing is loaned for mutual assistance and is subject to recall at any time.