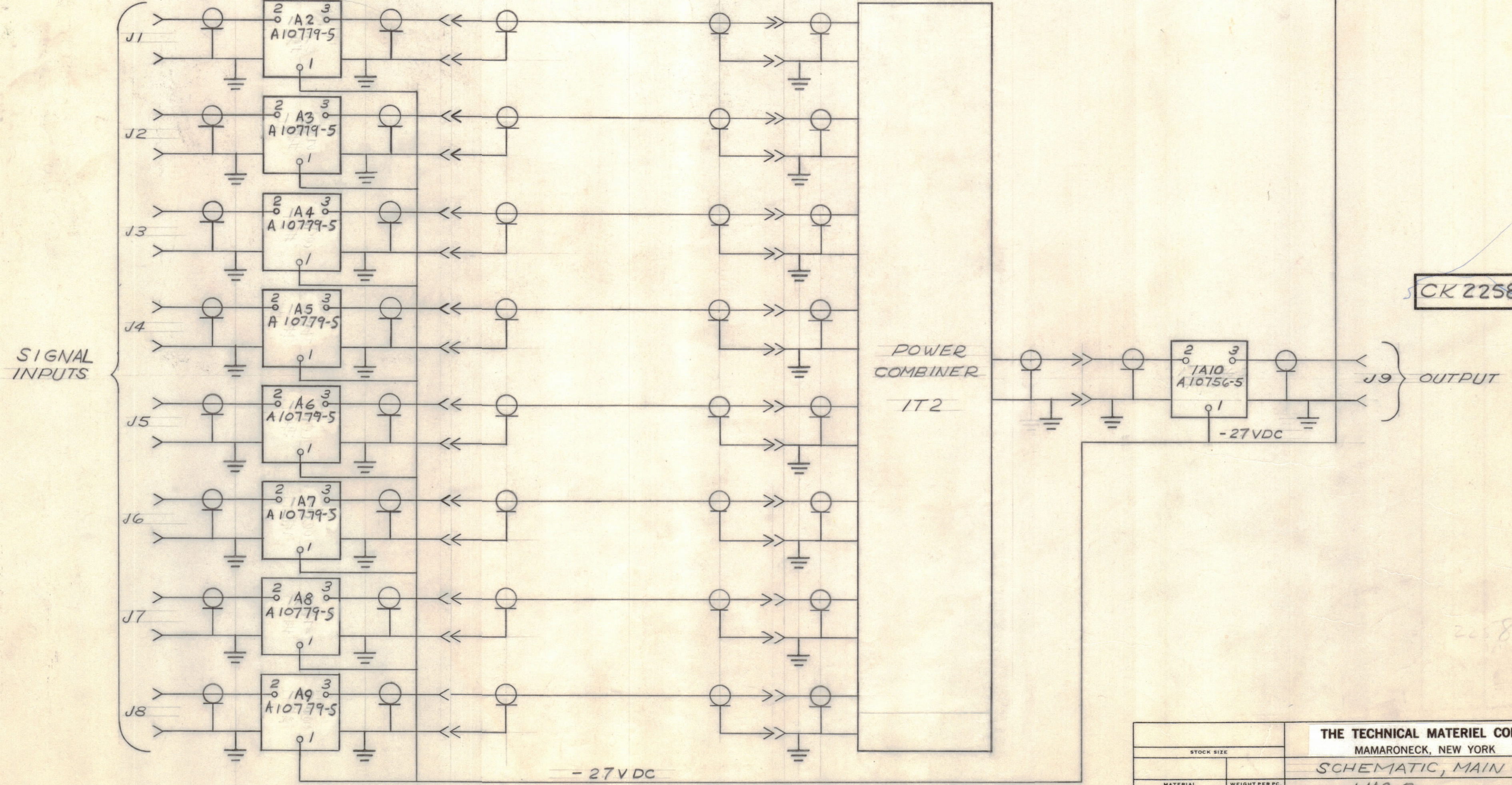
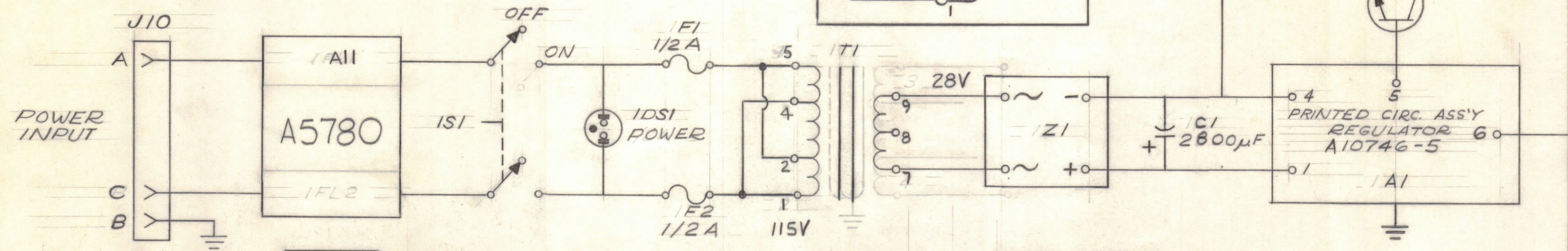
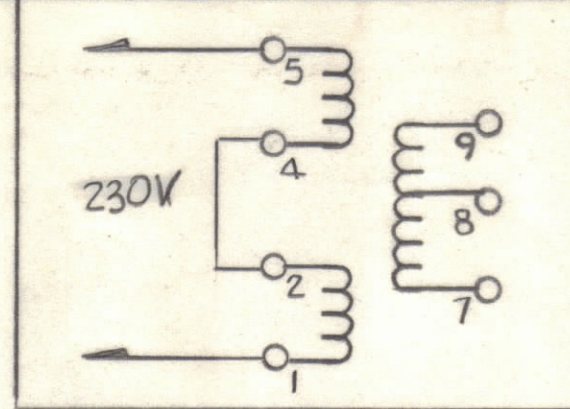


IF IT IS FOUND DESIRABLE TO CHANGE ANY TOLERANCE OR OTHER DETAIL SPECIFIED ON THIS DRAWING NOTIFY THE PURCHASER PROMPTLY.		DIMENSIONS IN INCHES UNLESS OTHERWISE SPECIFIED	
MAXIMUM ALLOWABLE TOLERANCES HAVE BEEN DETERMINED AND DEVIATIONS WILL BE CAUSE FOR REJECTION. REMOVE ALL BURRS AND SHARP EDGES.			
ISSUE	ITEM	CHANGED FROM	DATE
0		REL TO PROD	JULY 20, 83
CN. NO.	DRAFTS	CHECKER	ENG. APP.

REQ.	ITEM	PART NO.	DESCRIPTION	SYMBOL
------	------	----------	-------------	--------



TOLERANCES		SCALE:
ALL OTHERS	DEC. DIM. ± .05	DRILL, PUNCH, COMMERCIAL STOCK
	FRAC. DIM. ± 1/64	SIZES AND MANUFACTURERS
	ANGULAR DIM. ± 0° 30'	TOLERANCES ARE NOT INCLUDED.

MAC-2	074-69	APR 28/83
MODEL	PROJECT NO.	ASS'Y. NO.
		DATE

THE TECHNICAL MATERIEL CORP. MAMARONECK, NEW YORK			
SCHEMATIC, MAIN			
MAC-2			
STOCK SIZE	WEIGHT PER PC.	TYPE & TEMPER.	HEAT TREAT. SPEC.
FINISH & SPEC. NO.	FINAL APPROVAL		
	CK 2258		