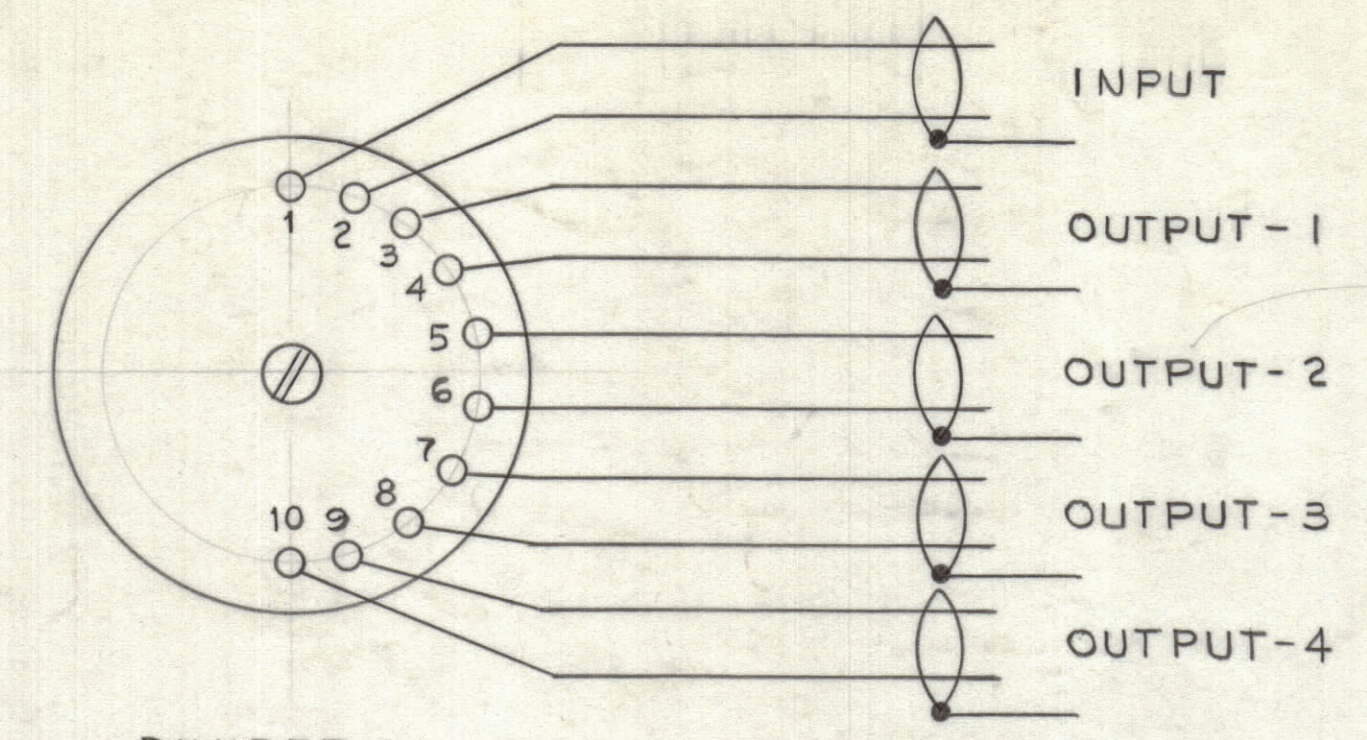
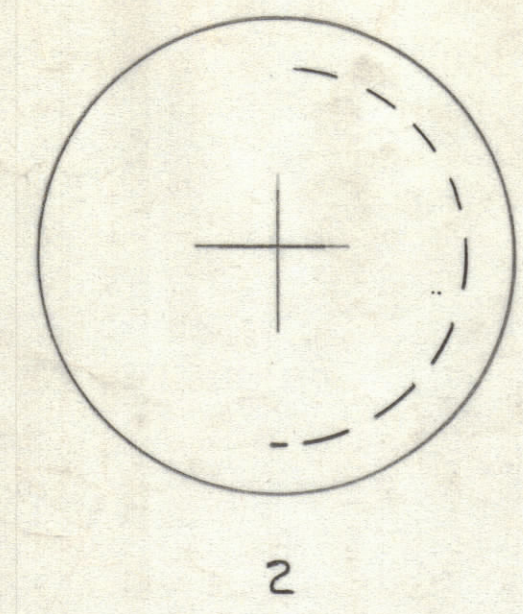
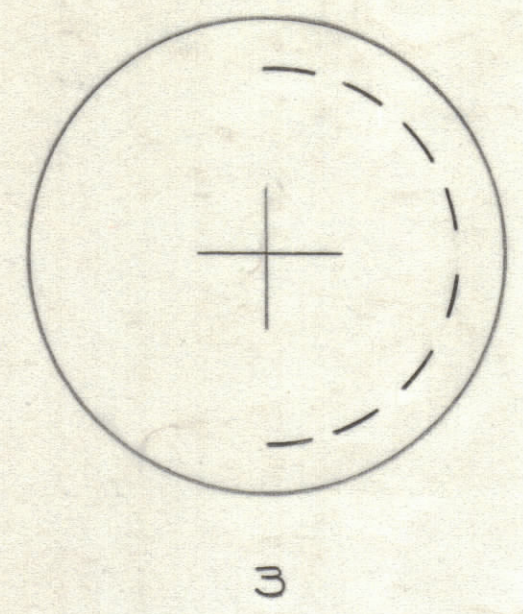
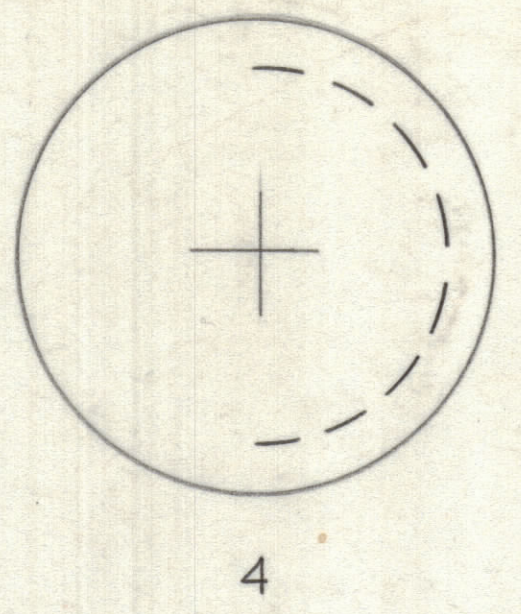
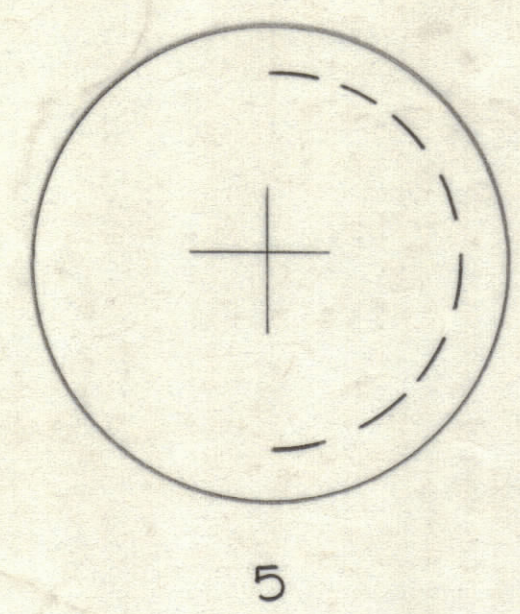
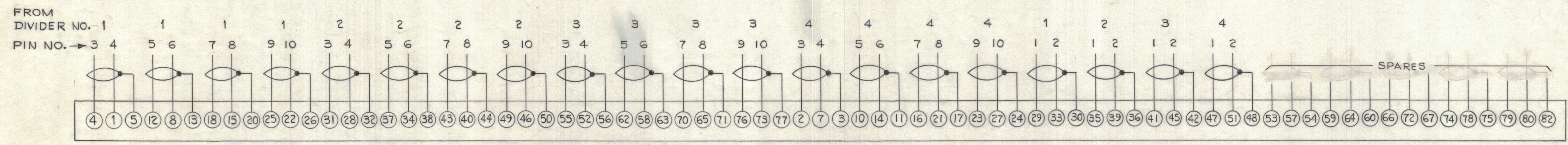


ZONE		LTR		DESCRIPTION		REVISIONS		DATE	E.M.N.	NO	DRAFT	CHKD	APPD



DIVIDER 1
(TYPICAL)
1-5



J1
(75 PIN CONN)

1/19	NMC-2	3/16 ASP-6
QTY / UNIT	MODEL USED ON	ASS'Y NO.
APPLICATION		
CODE		
<small>NOTICE TO PERSONS RECEIVING THIS DRAWING</small> <small>THE TECHNICAL MATERIEL CORPORATION claims proprietary right in the material disclosed herein. This drawing is issued in confidence for engineering information only and may not be reproduced or used to manufacture anything shown hereon without permission from THE TECHNICAL MATERIEL CORPORATION to the user. This drawing is loaned for mutual assistance and is subject to recall at any time.</small>		

UNLESS OTHERWISE SPECIFIED DIMENSIONS ARE IN INCHES AND INCLUDE CHEMICALLY APPLIED OR PLATED FINISHES	
TOLERANCES ON	
DECIMALS	FRACTIONS
.X ± .05	± 1/64
.XX ± .01	ANGLES
.XXX ± .005	± 0° 30'
MATERIAL	— / —
FINISH	— / —

QTY. REQ.	ITEM	PART NO.	DESCRIPTION	SYMBOL
LIST OF MATERIAL				
FINAL APPROVAL		DATE	THE TECHNICAL MATERIEL CORP.	
MECH. DES.		DATE	MAMARONECK, NEW YORK	
ELECT. DES.		DATE	AUDIO DIVIDER NETWORK	
CHECKED		DATE	UNIT - 19	
DRAWN		DATE		
SIZE		CODE IDENT. NO.	DWG NO.	ISSUE
D		82679	CK 8030	1
SCALE		SHEET 1 OF 1		