REVISIONS							
ZONE	LTR	DESCRIPTION	DATE	E.M.N.NO	DRAFT	CHKD	APPD
	A	CHG J1320 & 1346, ADD WIRE 20	4-11-68		CB III	[illegible]	[illegible]
3-D	B	INTERCHANGE J1355-4 & J1354-4	4-19-68		CB III	[illegible]	[illegible]
	C	ADDED J1357-4	6-6-68		CB III		

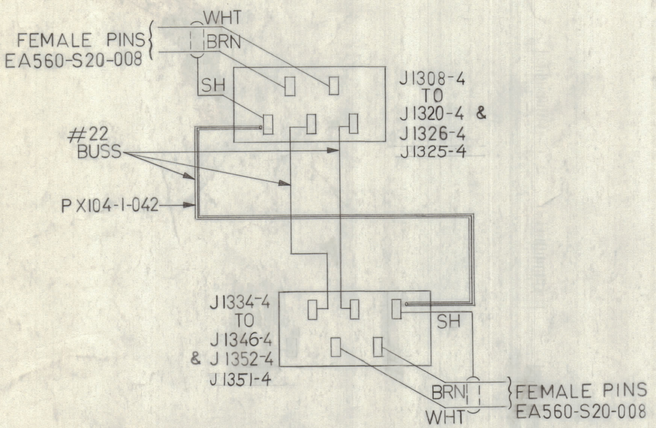



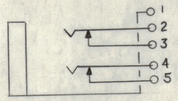

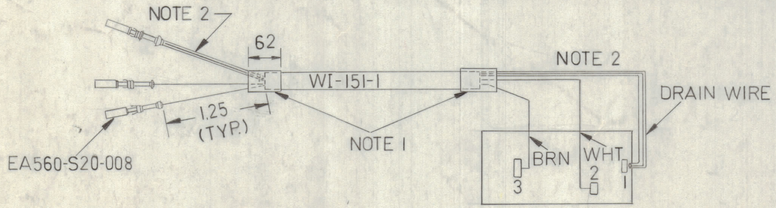

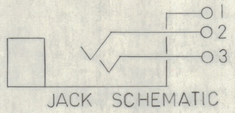

NOTE
1. SHRINK TUBING PX-830-12-1
2 INSULATE PX100-1-042

QTY. REQ.	ITEM	PART NO.	DESCRIPTION	SYMBOL

LIST OF MATERIAL

QTY / UNIT	MODEL USED ON	ASS'Y NO.
	13	

APPLICATION

CODE

NOTICE TO PERSONS RECEIVING THIS DRAWING

THE TECHNICAL MATERIEL CORPORATION claims proprietary right in the material disclosed hereon. This drawing is issued in confidence for engineering information only and may not be reproduced or used to manufacture anything shown hereon without permission from THE TECHNICAL MATERIEL CORPORATION to the user. This drawing is loaned for mutual assistance and is subject to recall at any time.

UNLESS OTHERWISE SPECIFIED DIMENSIONS ARE IN INCHES AND INCLUDE CHEMICALLY APPLIED OR PLATED FINISHES

TOLERANCES ON

DECIMALS	FRACTIONS
.X ± .05	± 1/64
.XX ± .01	ANGLES
.XXX ± .005	± 0° -30'

MATERIAL

FINISH

FINAL APPROVAL	[signature]	DATE 5-20-68
MECH. DES.		DATE
ELECT. DES.	Frank [signature]	DATE 2-6-68
CHECKED	CB III	DATE 2-8-68
DRAWN	S Bishop	DATE 2-7-68

THE TECHNICAL MATERIEL CORP.
MAMARONECK, NEW YORK

AUDIO PATCH PANEL WIRING DIAGRAM
AJP-4 UNIT 13

SIZE	CODE IDENT.NO.	DWG NO.	ISSUE
D	82679	CK8051	C

SCALE

SHEET 1 OF 1

CK8051 C

FCI-10-170 (10-66)