

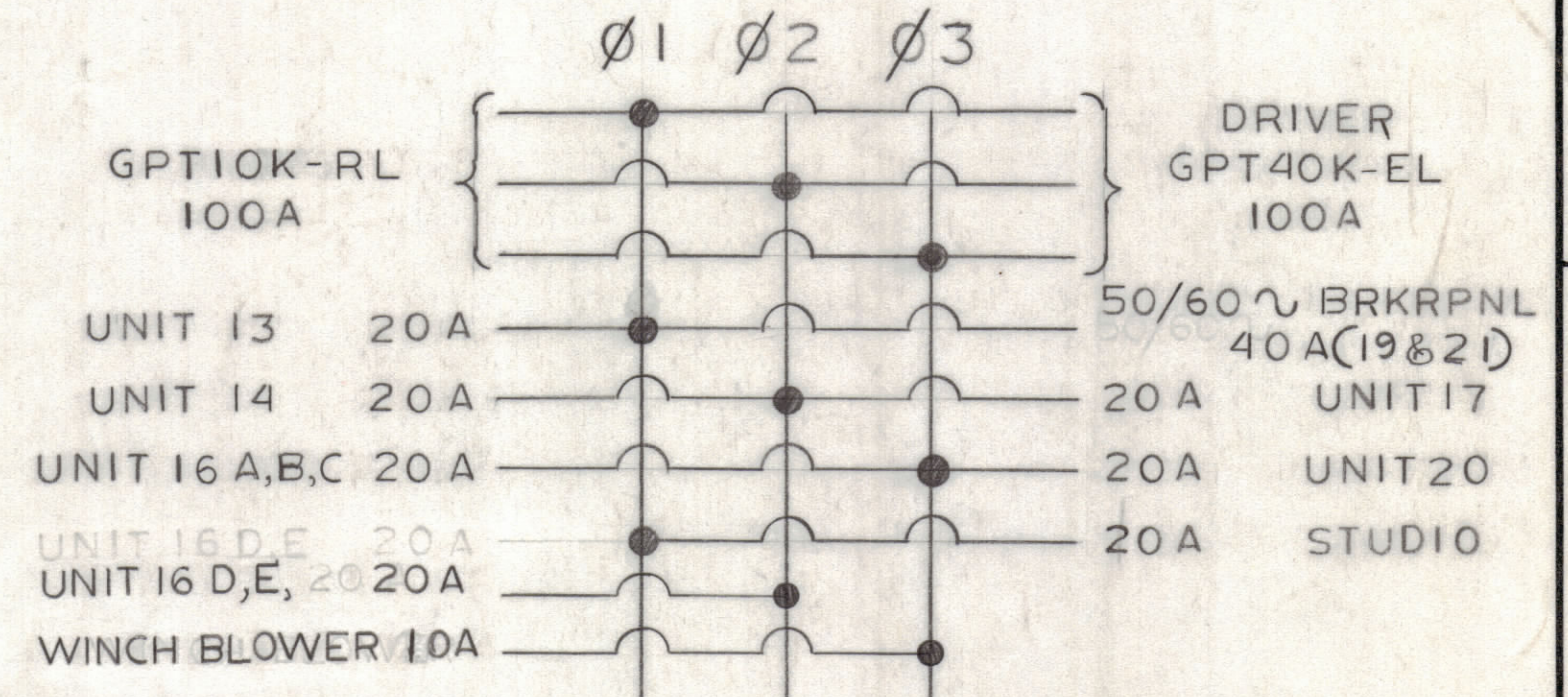
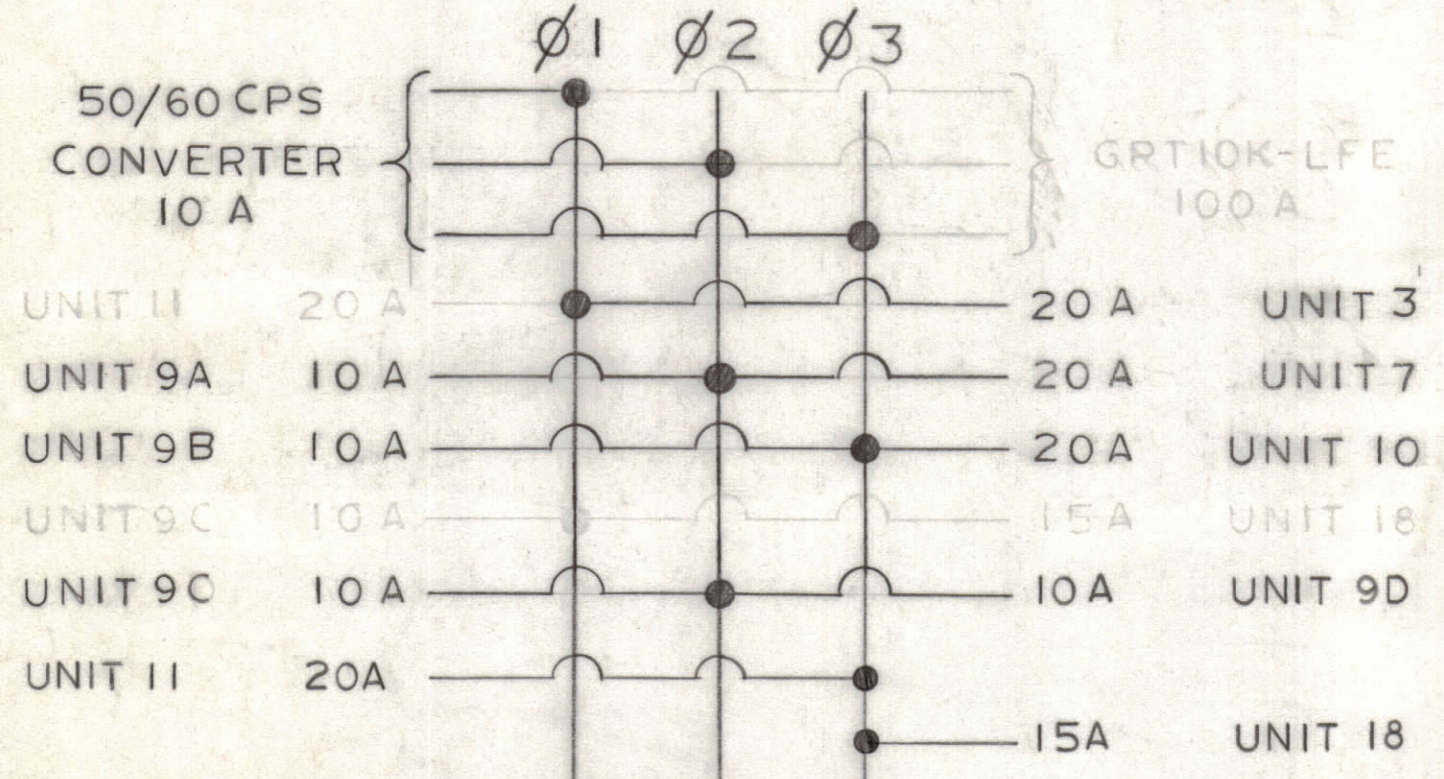
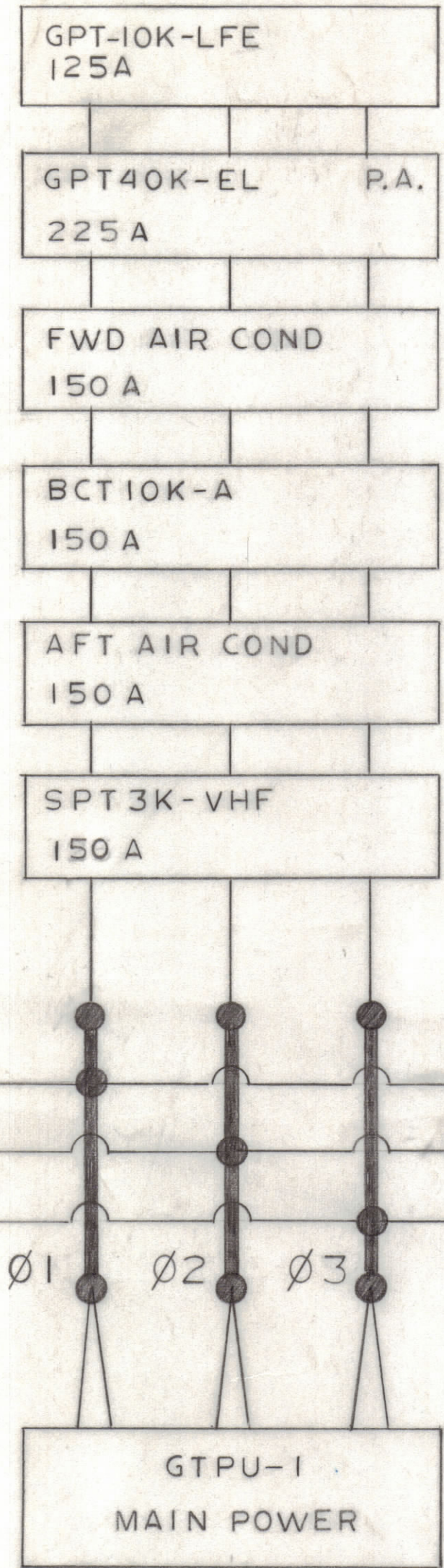
4

3

2

1

REVISIONS							
ZONE	LTR	DESCRIPTION	DATE	E.M.N.NO	DRAFT	CHKD	APPD
	X1	ADDED DESIGN CHANGES	8-21-61		C. GRAD		
	A	Ø ADDED - 150A WAS 125A, Studio WAS 10A	4-8-69				



SEE DWG NO. CK8074 FOR CABLE DESIGNATIONS

UNIT 30		
QTY / UNIT	MODEL USED ON	ASS'Y NO.
APPLICATION		
CODE		

NOTICE TO PERSONS RECEIVING THIS DRAWING
 THE TECHNICAL MATERIEL CORPORATION claims proprietary right in the material disclosed hereon. This drawing is issued in confidence for engineering information only and may not be reproduced or used to manufacture anything shown hereon without permission from THE TECHNICAL MATERIEL CORPORATION to the user. This drawing is loaned for mutual assistance and is subject to recall at any time.

UNLESS OTHERWISE SPECIFIED DIMENSIONS ARE IN INCHES AND INCLUDE CHEMICALLY APPLIED OR PLATED FINISHES

TOLERANCES ON
 DECIMALS .X ± .05
 .XX ± .01
 .XXX ± .005
 FRACTIONS ± 1/64
 ANGLES ± 0° -30'

QTY. REQ.	ITEM	PART NO.	DESCRIPTION	SYMBOL
LIST OF MATERIAL				
FINAL APPROVAL: <i>AM</i> DATE: 7-11-68				
MECH. DES. DATE:				
ELECT. DES. DATE: 9-15-68				
CHECKED: <i>CD</i> DATE: 3-8-68				
DRAWN: C D DEAN DATE: 2-21-68				
THE TECHNICAL MATERIEL CORP. MAMARONECK, NEW YORK				
60~ POWER DISTRIBUTION				
SIZE	CODE IDENT. NO.	DWG NO.	ISSUE	
C	82679	CK8058	A	
SCALE				SHEET 2 OF 2

4

3

2

1