

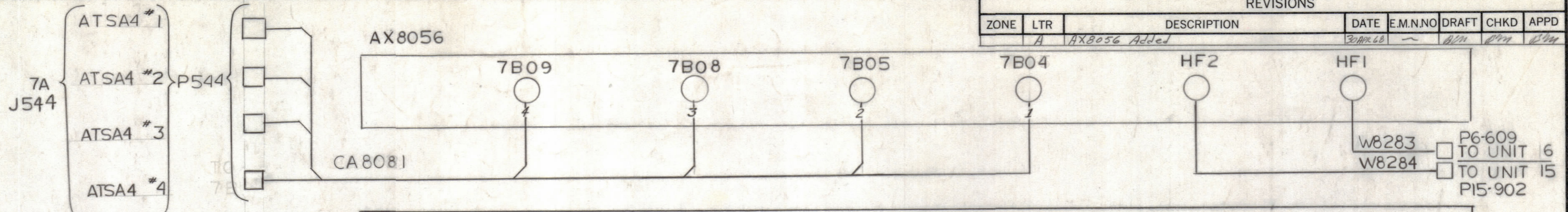
4

3

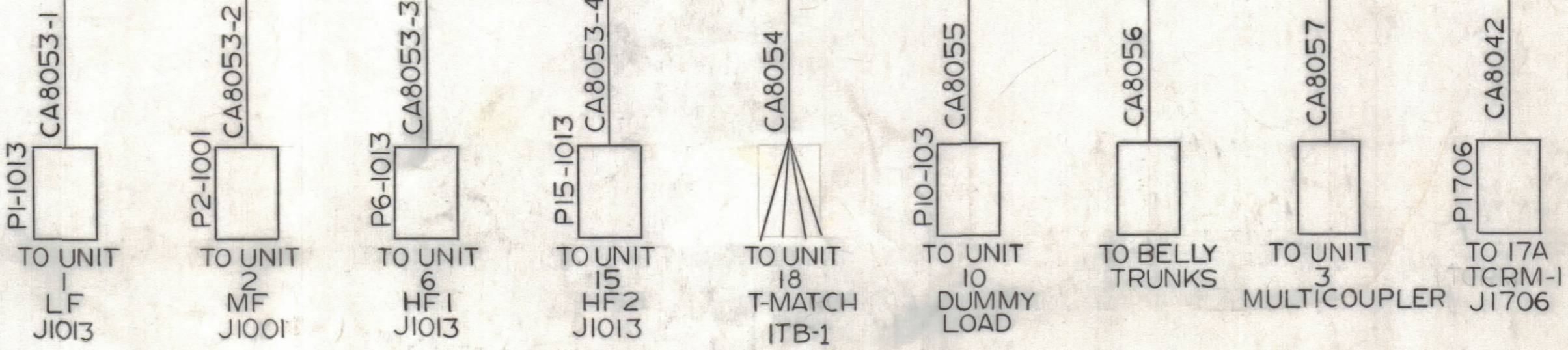
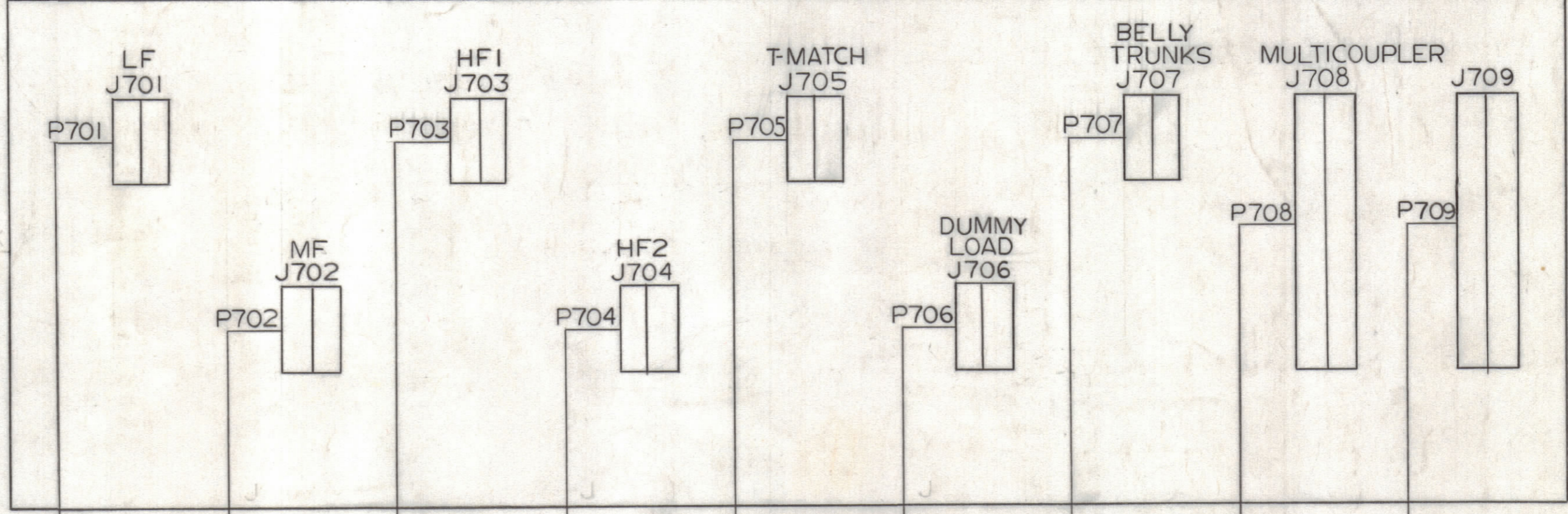
2

1

REVISIONS						
ZONE	LTR	DESCRIPTION	DATE	E.M.N.NO	DRAFT	CHKD APPD
A		AX8056 Added	3/2/68			



TO 7B CA8014 P/O RACK  
SEE CK8043



Sheet No 47%

REVISIONS						
ZONE	LTR	DESCRIPTION	DATE	E.M.N.NO	DRAFT	CHKD APPD
3-C	B	CA8014 REF. REMOVED	6/12/68			
	C	CA No. ADDED	8-7-68			

QTY. REQ.	ITEM	PART NO.	DESCRIPTION	SYMBOL
LIST OF MATERIAL				
THE TECHNICAL MATERIEL CORP. MAMARONECK, NEW YORK				
DIAGRAM, WIRING UNIT 7A				
SIZE	CODE	IDENT. NO.	DWG. NO.	ISSUE
C	82679	CK8069		C
SCALE				SHEET 1 OF 1

UNLESS OTHERWISE SPECIFIED DIMENSIONS ARE IN INCHES AND INCLUDE CHEMICALLY APPLIED OR PLATED FINISHES

TOLERANCES ON  
 DECIMALS: .X ± .05, .XX ± .01, .XXX ± .005  
 FRACTIONS: ± 1/64, ANGLES: ± 0° -30'

MATERIAL  
FINISH

7A		
QTY / UNIT	MODEL USED ON	ASS'Y NO.
APPLICATION		
CODE		
NOTICE TO PERSONS RECEIVING THIS DRAWING THE TECHNICAL MATERIEL CORPORATION claims proprietary right in the material disclosed hereon. This drawing is issued in confidence for engineering information only and may not be reproduced or used to manufacture anything shown hereon without permission from THE TECHNICAL MATERIEL CORPORATION to the user. This drawing is loaned for mutual assistance and is subject to recall at any time.		

4

3

2

1

CK8069  
0  
B