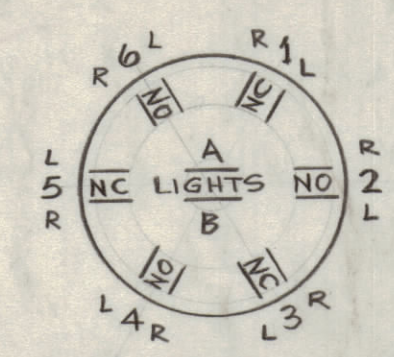
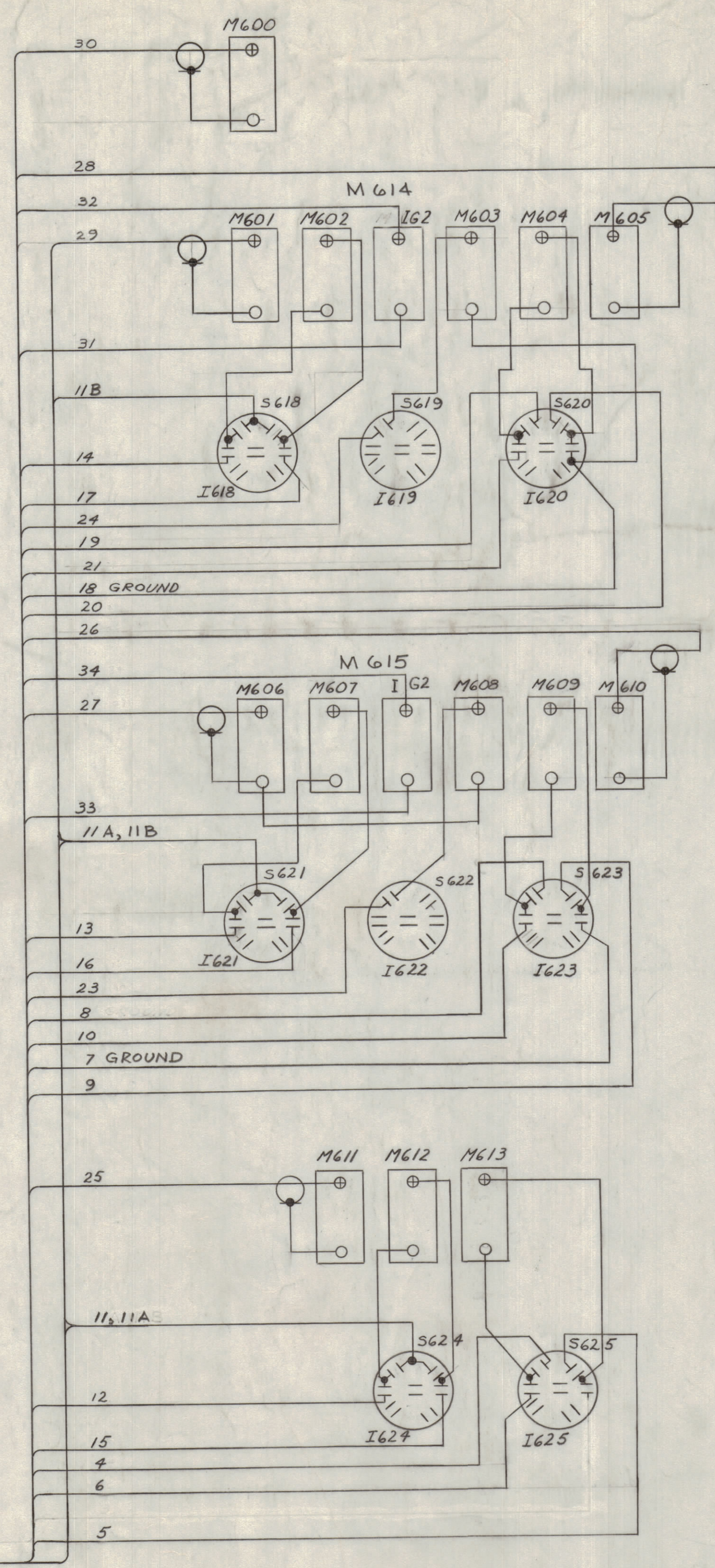
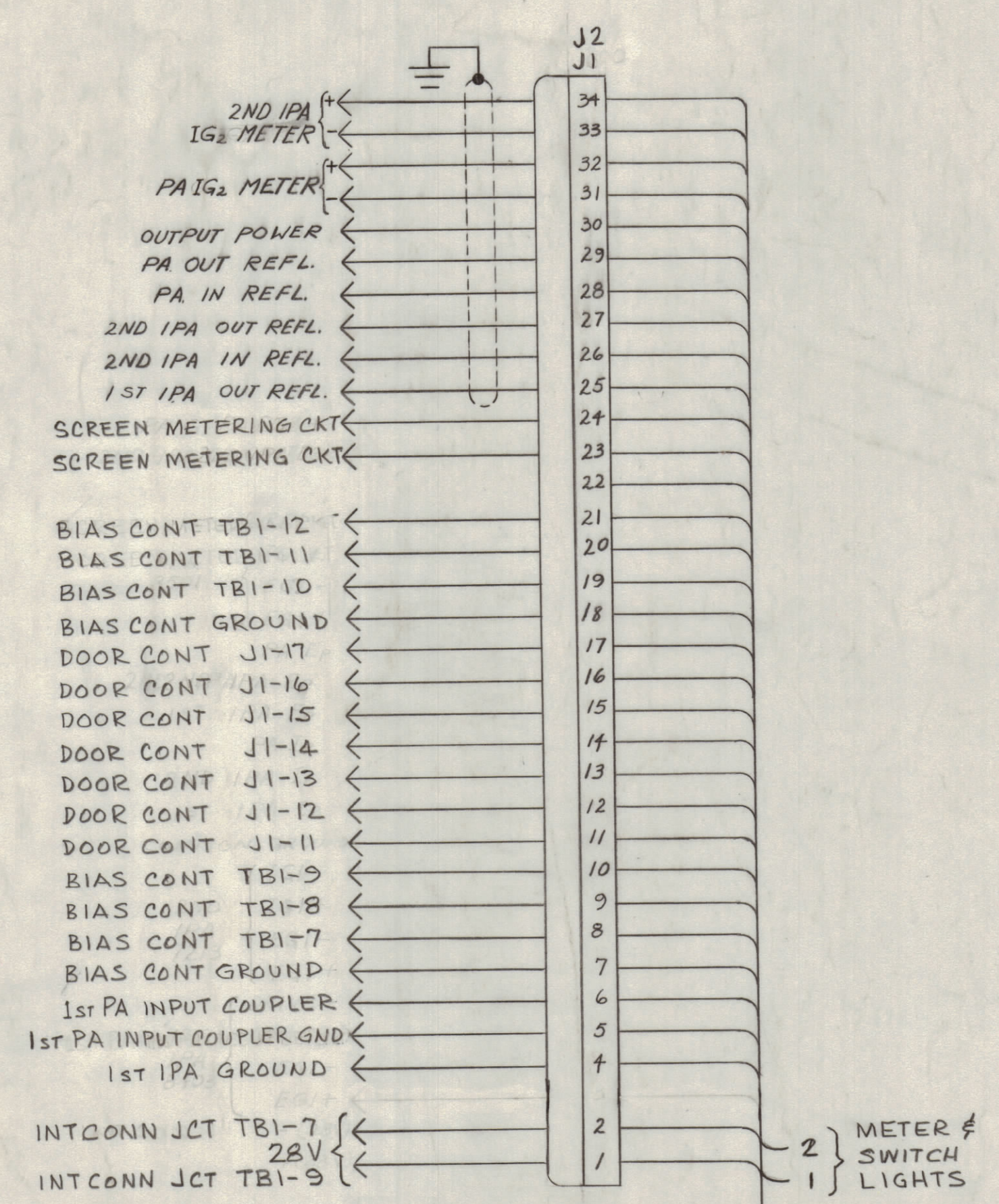


REVISIONS						
ZONE	LTR	DESCRIPTION	DATE	E.M.N.NO	DRAFT	CHKD
	X1	CHANGED J3 TO J1, J2; REDESIGNATED PIN 1 THRU PIN 24; DELETED PIN 3 ADDED ENLARGE VIEW OF SWITCH	1/29/69			MT



SPT-3K-VHF		AX8040-1, -2	
QTY / UNIT	MODEL USED ON	ASS'Y NO.	
APPLICATION			
CODE			
NOTICE TO PERSONS RECEIVING THIS DRAWING			
THE TECHNICAL MATERIEL CORPORATION claims proprietary right in the material disclosed hereon. This drawing is issued in confidence for engineering information only and may not be reproduced or used to manufacture anything shown hereon without permission from THE TECHNICAL MATERIEL CORPORATION to the user. This drawing is loaned for mutual assistance and is subject to recall at any time.			

QTY. REQ.	ITEM	PART NO.	DESCRIPTION	SYMBOL
LIST OF MATERIAL				
UNLESS OTHERWISE SPECIFIED DIMENSIONS ARE IN INCHES AND INCLUDE CHEMICALLY APPLIED OR PLATED FINISHES				
TOLERANCES ON		ELECT. DES. DATE		
DECIMALS	FRACTIONS	DATE		
.X ± .05	± 1/64	DATE		
.XX ± .01	ANGLES	DATE		
.XXX ± .005	± 0°-30'	DATE		
MATERIAL		DRAWN C. Gable Jr. DATE 5/13/68		
FINISH		DATE		
THE TECHNICAL MATERIEL CORP.		MAMARONECK, NEW YORK		
DOOR METERING, TYPICAL WIRING DIAGRAM				
SIZE	CODE IDENT. NO.	DWG NO.	ISSUE	
D	82679	CK8096		
SCALE		SHEET 1 OF 1		