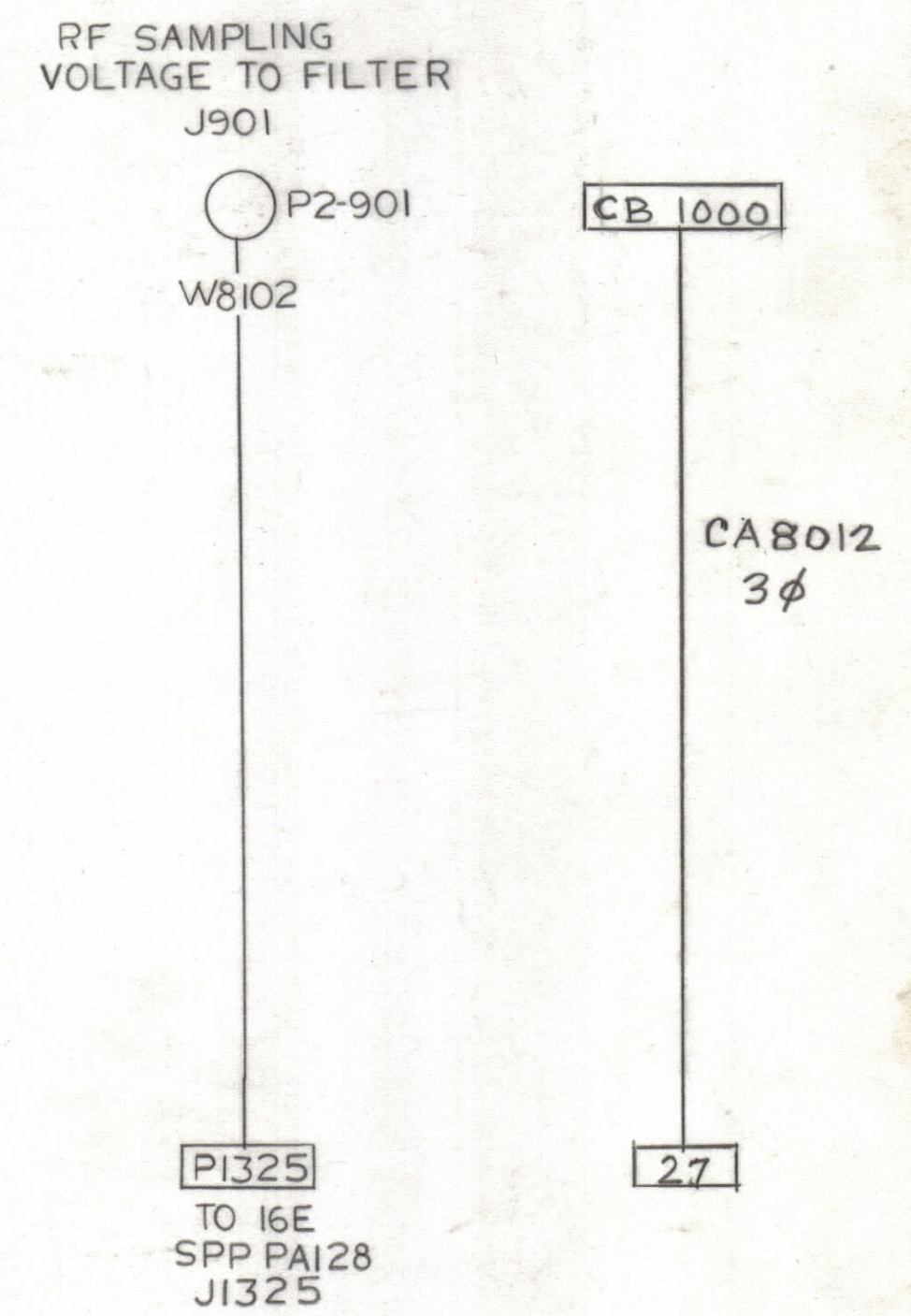
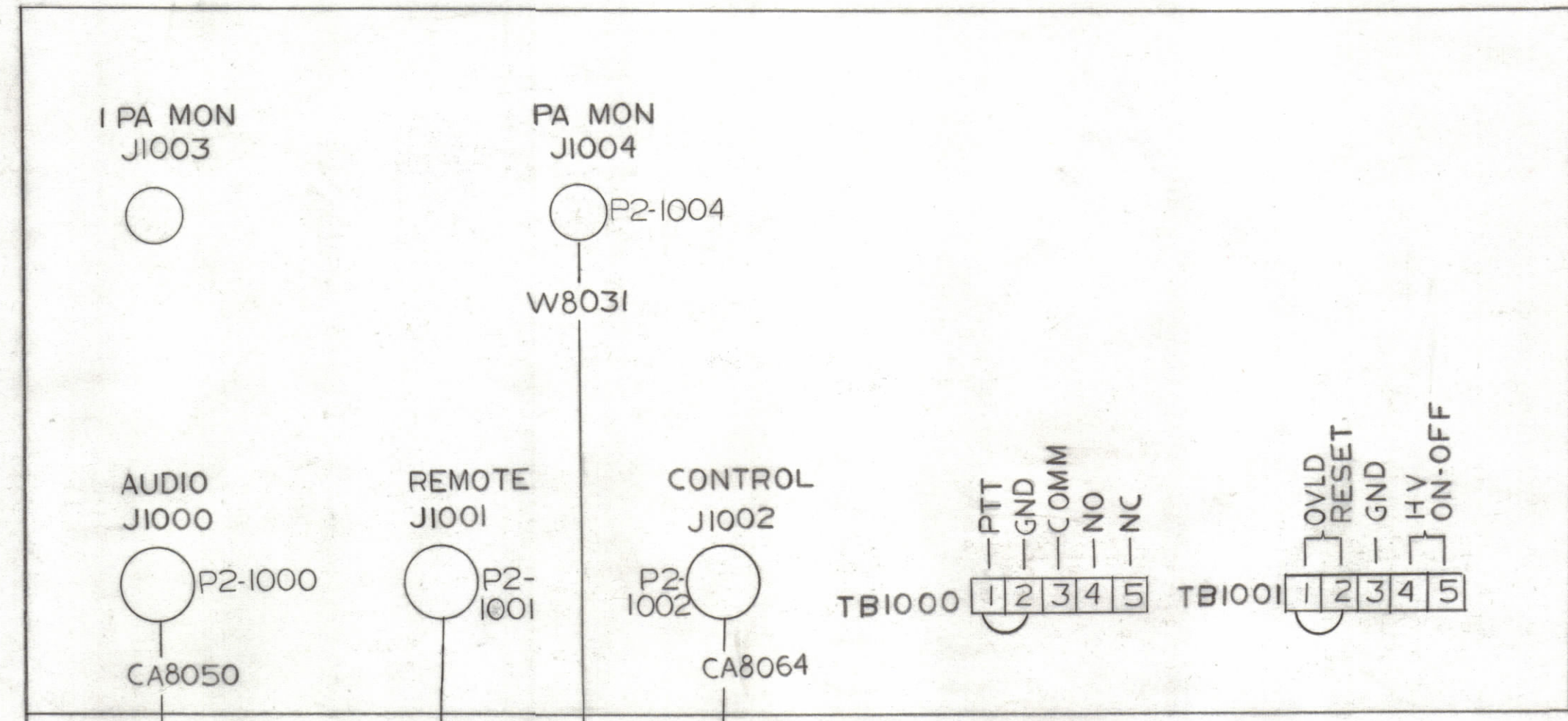
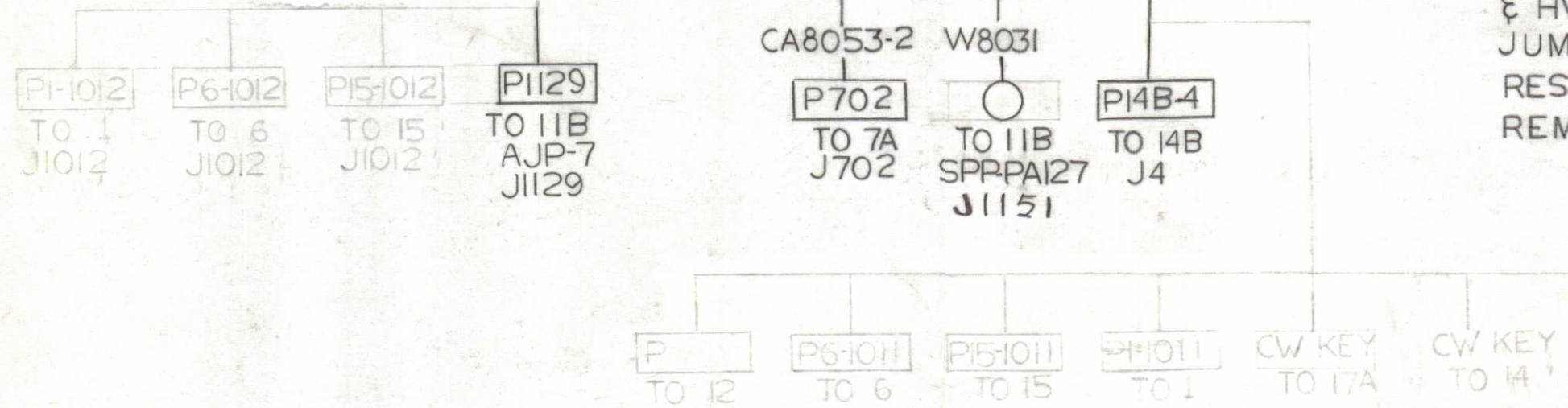


REVISIONS						
ZONE	LTR	DESCRIPTION	DATE	E.M.N.NO	DRAFT	CHKD APPD
1C 3B	A	ADDED CA 8012 3φ	4/9/69		HJT	8 JPM



NOTE:
REMOVE JUMPERS FROM EXT. INTERLK & HV ON-OFF JUMPERS ON OVLD RESET & PTT TO REMAIN



NOTE FOR CABLES "W" SERIES SEE CH8001

QTY. REQ.	ITEM	PART NO.	DESCRIPTION	SYMBOL
LIST OF MATERIAL				
THE TECHNICAL MATERIEL CORP. MAMARONECK, NEW YORK				
WIRING DIAGRAM UNIT 2				
SIZE	CODE	IDENT. NO.	DWG NO.	ISSUE
C		82679	CK8128	A
SCALE				SHEET 1 OF 1

UNLESS OTHERWISE SPECIFIED DIMENSIONS ARE IN INCHES AND INCLUDE CHEMICALLY APPLIED OR PLATED FINISHES

TOLERANCES ON
DECIMALS .X ± .05
.XX ± .01
.XXX ± .005
FRACTIONS ± 1/64
ANGLES ± 0° -30'

QTY / UNIT	MODEL USED ON	ASS'Y NO.
APPLICATION		
CODE		

NOTICE TO PERSONS RECEIVING THIS DRAWING
THE TECHNICAL MATERIEL CORPORATION claims proprietary right in the material disclosed hereon. This drawing is issued in confidence for engineering information only and may not be reproduced or used to manufacture anything shown hereon without permission from **THE TECHNICAL MATERIEL CORPORATION** to the user. This drawing is loaned for mutual assistance and is subject to recall at any time.