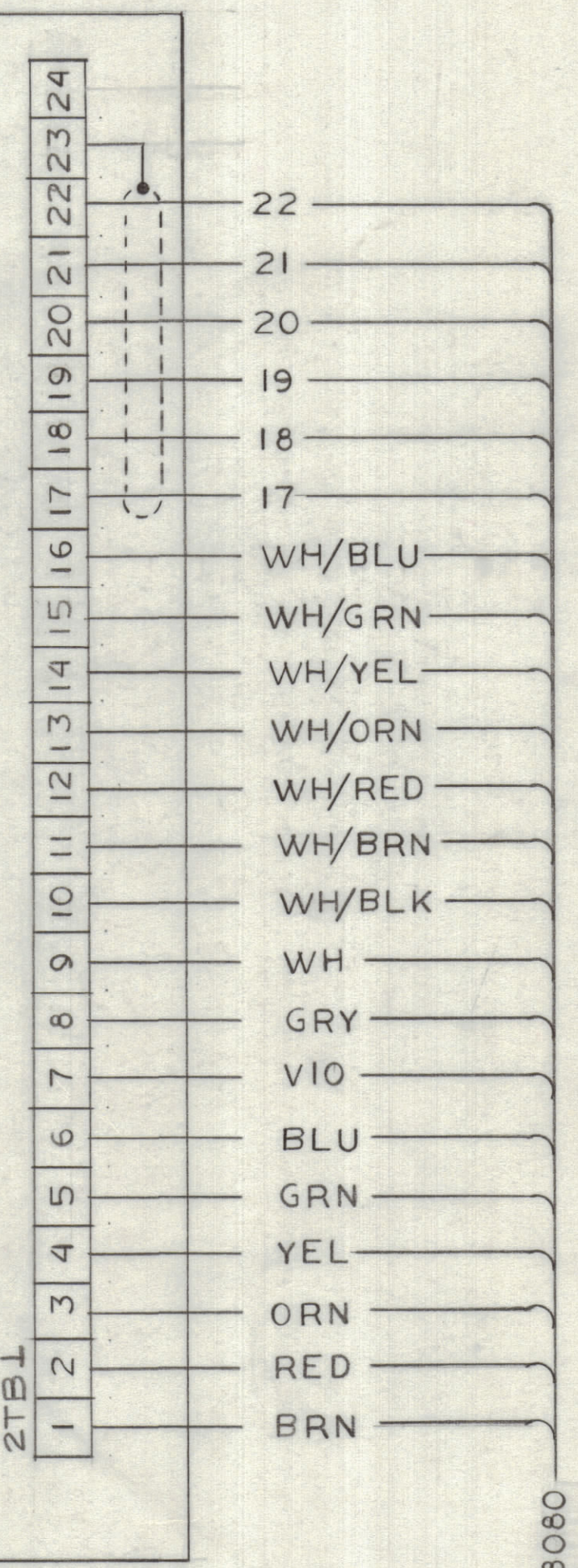

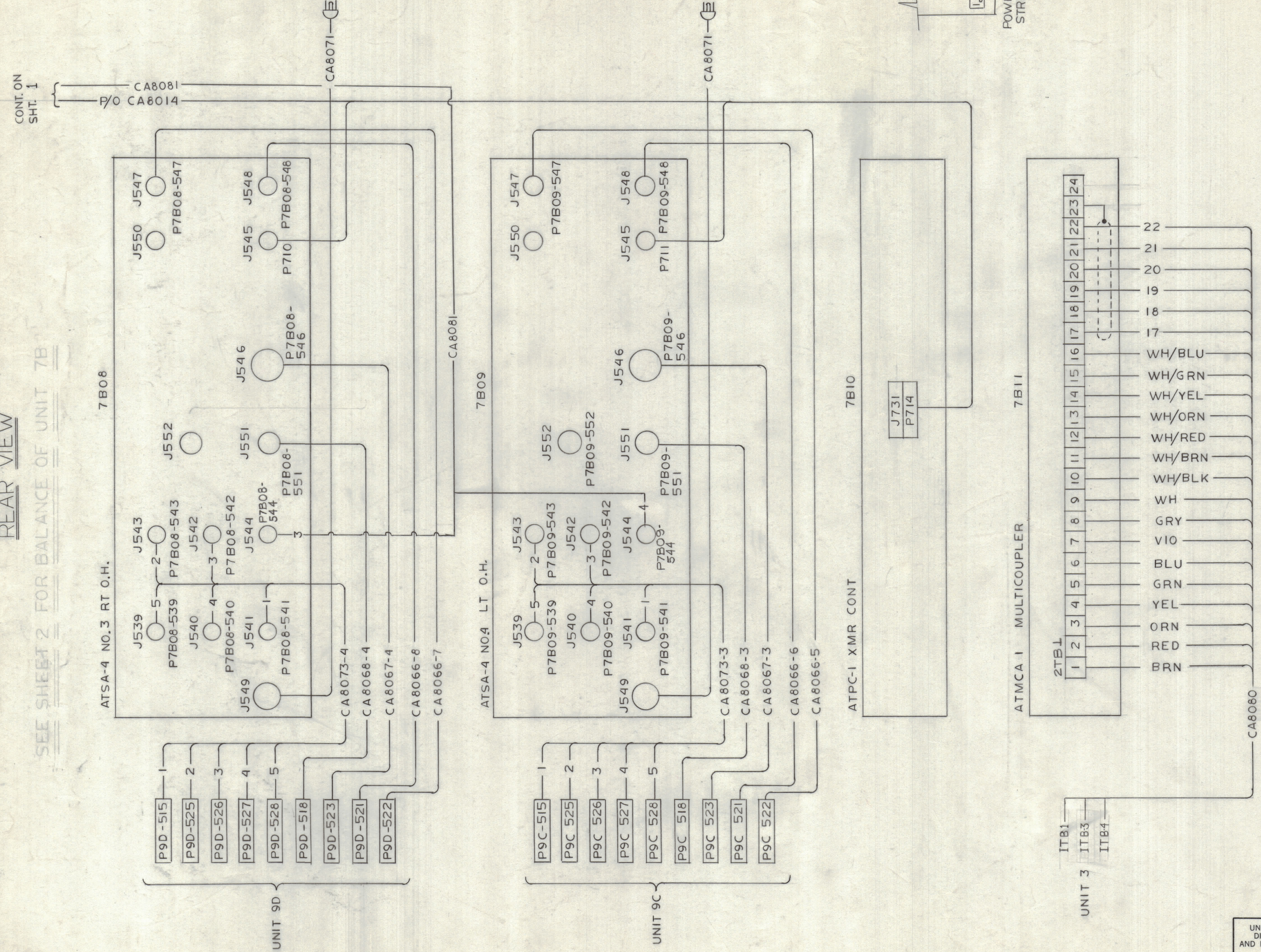
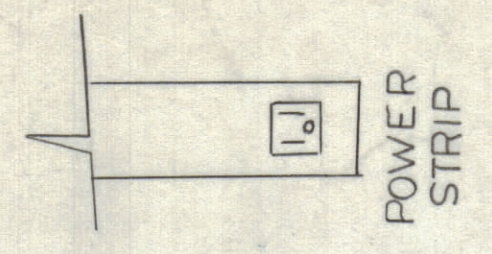


REVISIONS						
ZONE	LTR	DESCRIPTION	DATE	E.M.N.NO	DRAFT	CHKD APPD
	Ø	SUPERSEDES CK 8068	7/19/68		Ø	
	A	ADDED PLUG NOS	8/1/68		Ø	

REAR VIEW

SEE SHEET 2 FOR BALANCE OF UNIT 7B

CONT. ON
SHT. 1



QTY. REQ.	ITEM	PART NO.	DESCRIPTION	SYMBOL
LIST OF MATERIAL				
FINAL APPROVAL		DATE	THE TECHNICAL MATERIEL CORP. MAMARONECK, NEW YORK WIRING DIAGRAM UNIT 7B REAR VIEW	
MECH. DES.		DATE		
ELECT. DES.		DATE		
CHECKED		DATE	SIZE CODE IDENT. NO. DWG NO. ISSUE D 82679 CK8141 A	
DRAWN		DATE		
C.D. DEAN		7-19-68	SCALE SHEET 2 OF 2	

QTY / UNIT	MODEL USED ON	ASS'Y NO.
APPLICATION		
CODE		
NOTICE TO PERSONS RECEIVING THIS DRAWING THE TECHNICAL MATERIEL CORPORATION claims proprietary right in the material disclosed herein. This drawing is issued in confidence for engineering information only and may not be reproduced or used to manufacture anything shown herein without permission from THE TECHNICAL MATERIEL CORPORATION to the user. This drawing is loaned for mutual assistance and is subject to recall at any time.		

TOLERANCES ON	
DECIMALS	FRACTIONS
.X ± .05	± 1/64
.XX ± .01	ANGLES
.XXX ± .005	± 0° -30'