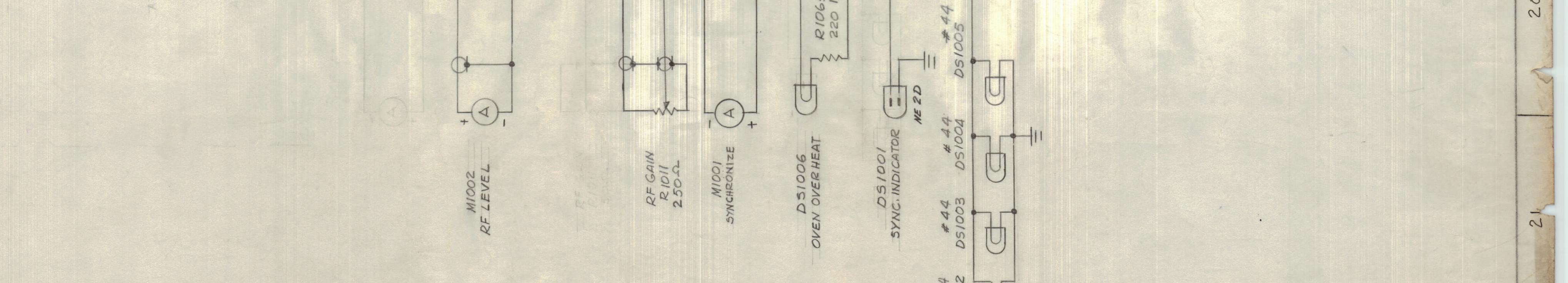
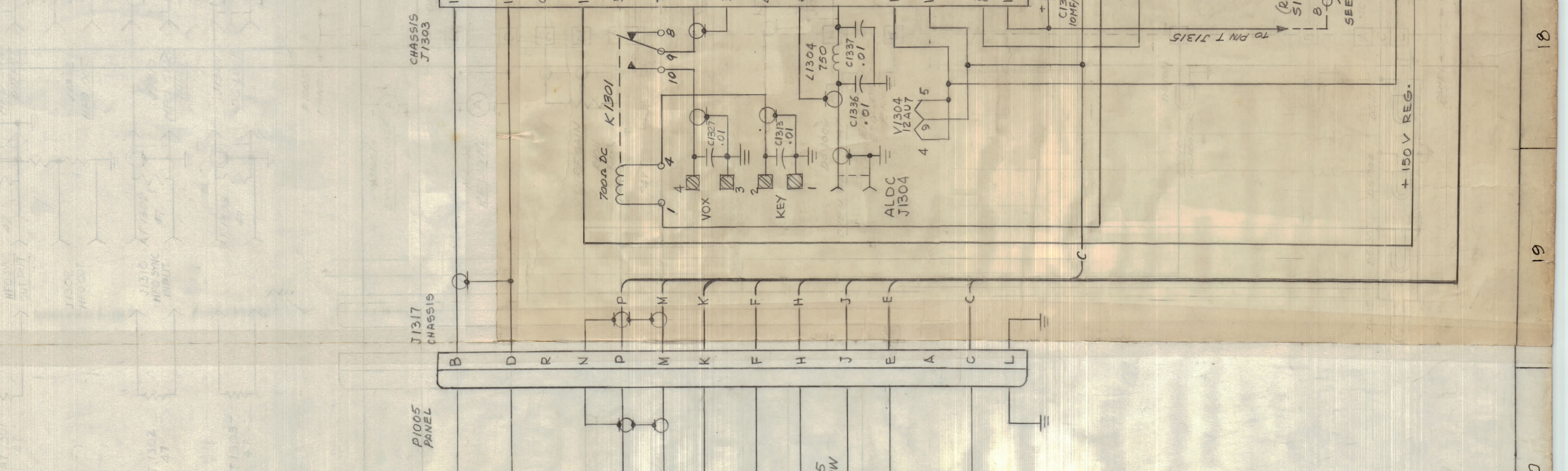
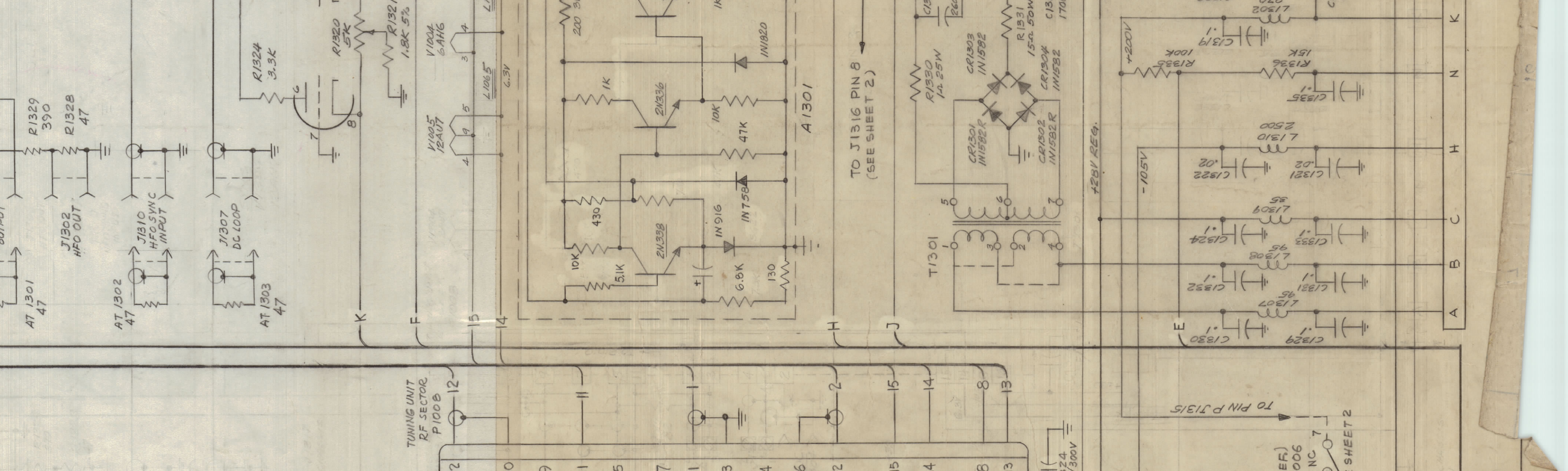
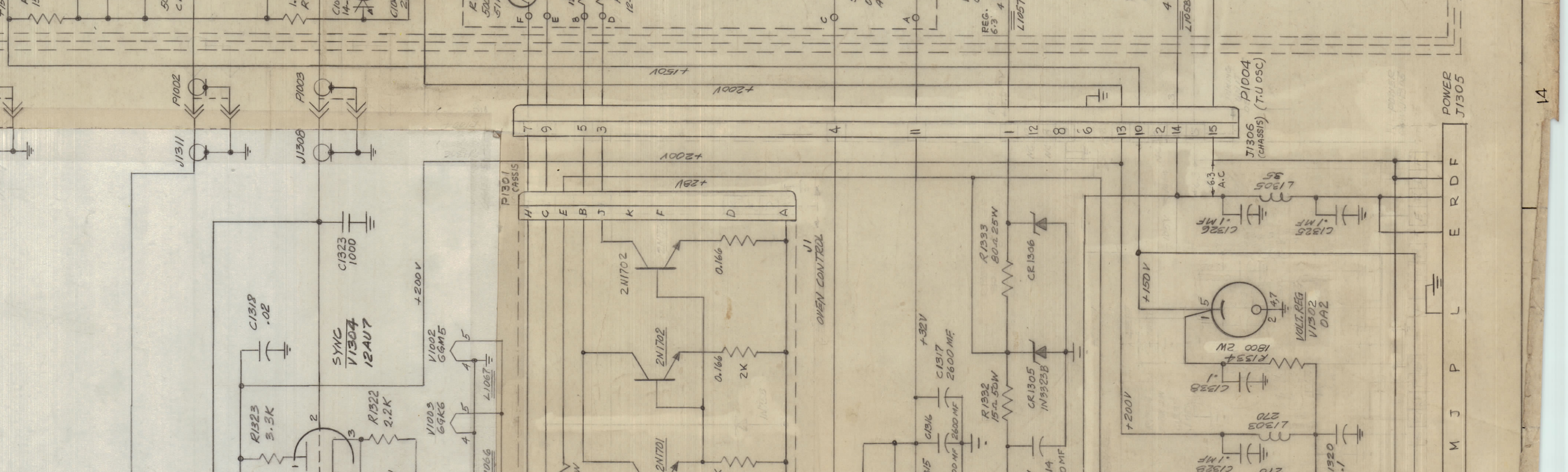
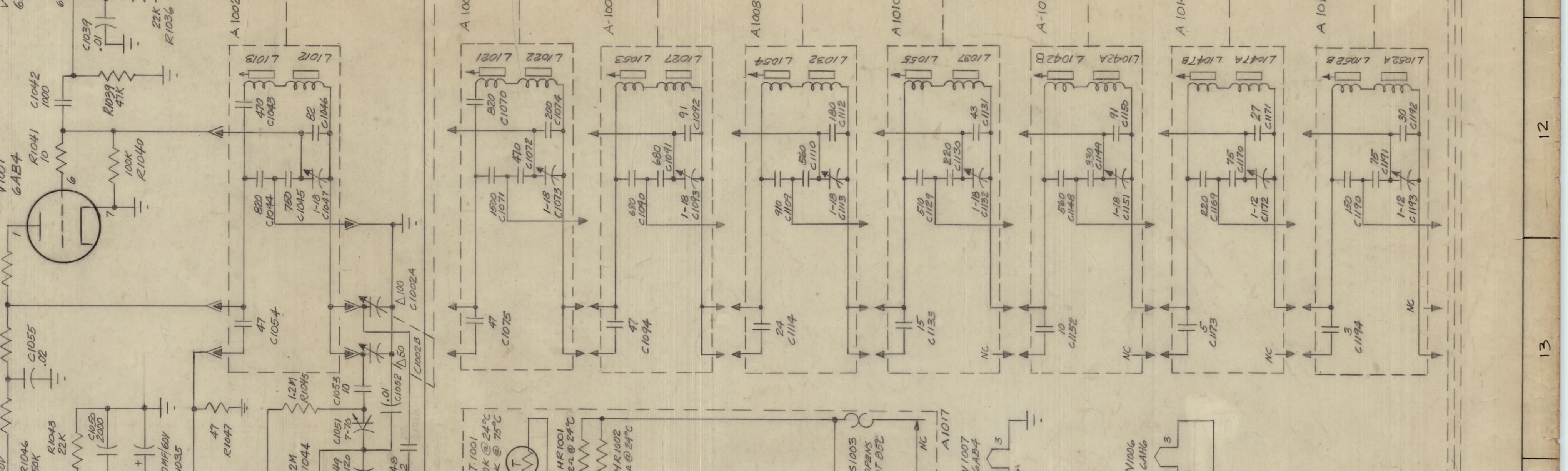

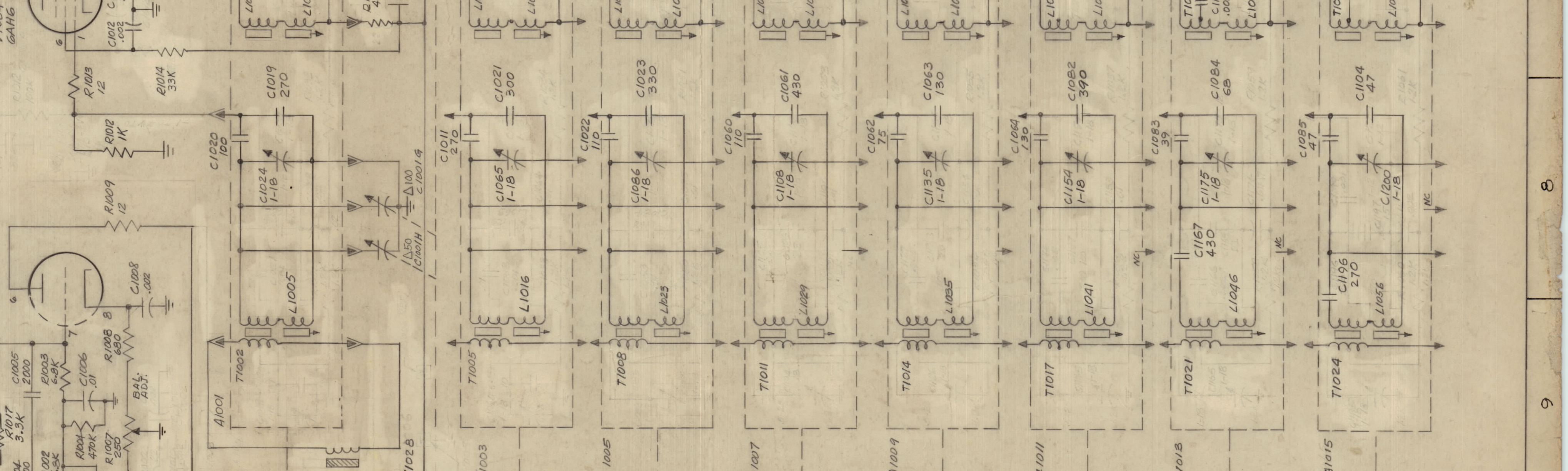
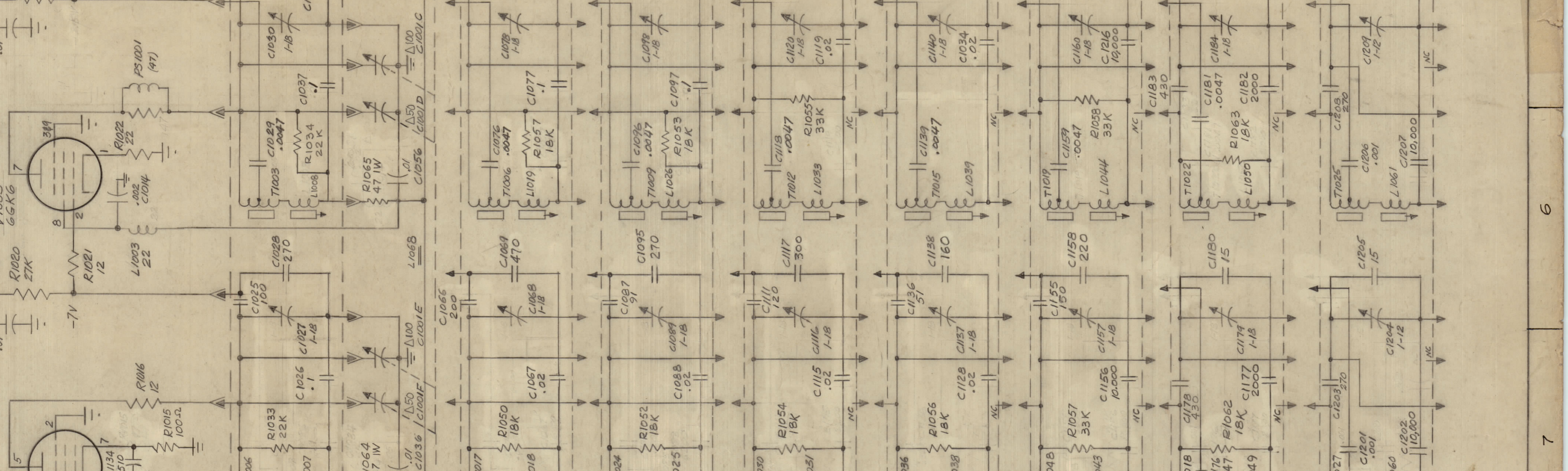
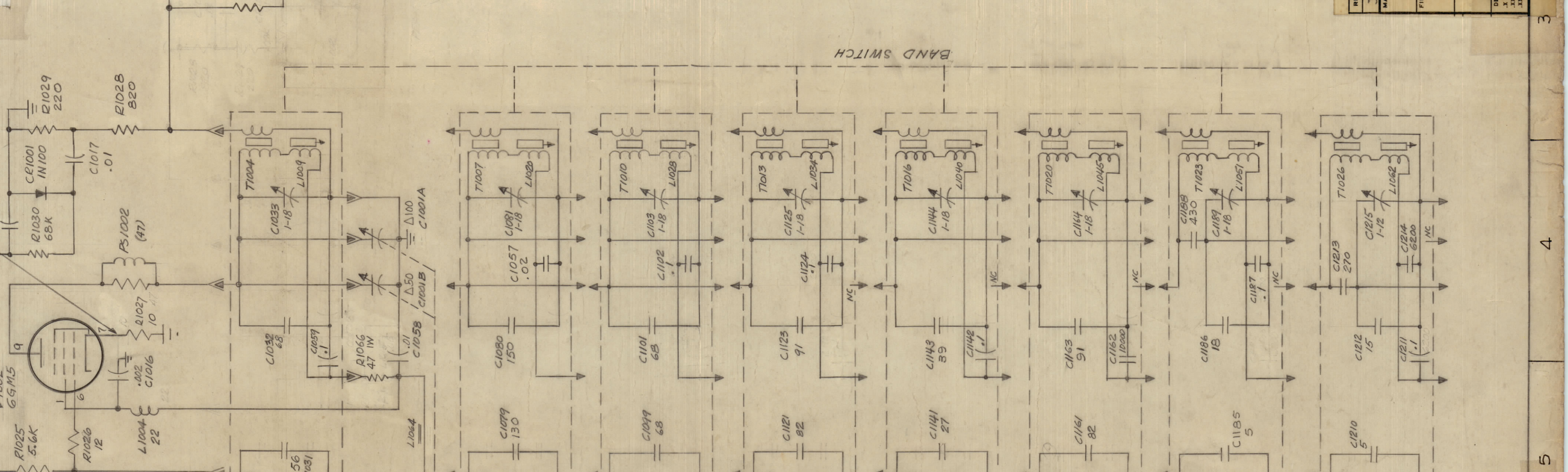
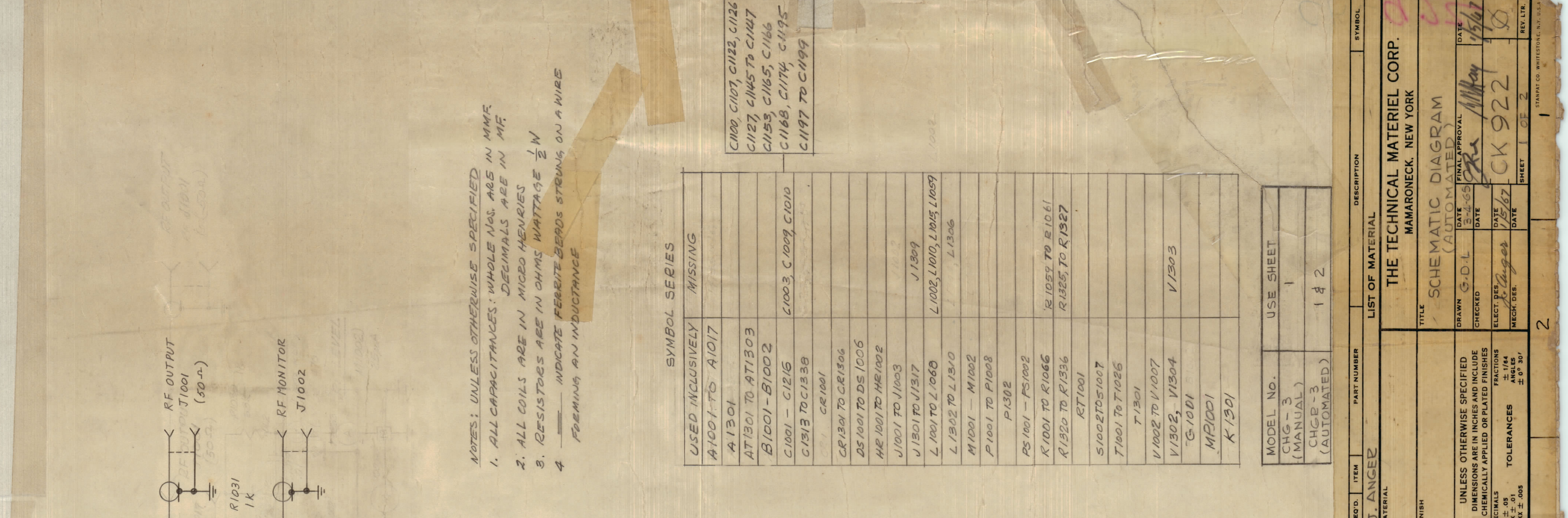


REV.	DATE	BY	CHKD.	DESCRIPTION
1	10/15/54	J. J. G.	J. J. G.	INITIAL DESIGN
2	11/10/54	J. J. G.	J. J. G.	REVISED FOR PRODUCTION
3	12/15/54	J. J. G.	J. J. G.	REVISED FOR PRODUCTION
4	1/10/55	J. J. G.	J. J. G.	REVISED FOR PRODUCTION
5	2/10/55	J. J. G.	J. J. G.	REVISED FOR PRODUCTION
6	3/10/55	J. J. G.	J. J. G.	REVISED FOR PRODUCTION
7	4/10/55	J. J. G.	J. J. G.	REVISED FOR PRODUCTION
8	5/10/55	J. J. G.	J. J. G.	REVISED FOR PRODUCTION
9	6/10/55	J. J. G.	J. J. G.	REVISED FOR PRODUCTION
10	7/10/55	J. J. G.	J. J. G.	REVISED FOR PRODUCTION
11	8/10/55	J. J. G.	J. J. G.	REVISED FOR PRODUCTION
12	9/10/55	J. J. G.	J. J. G.	REVISED FOR PRODUCTION
13	10/10/55	J. J. G.	J. J. G.	REVISED FOR PRODUCTION
14	11/10/55	J. J. G.	J. J. G.	REVISED FOR PRODUCTION
15	12/10/55	J. J. G.	J. J. G.	REVISED FOR PRODUCTION
16	1/10/56	J. J. G.	J. J. G.	REVISED FOR PRODUCTION
17	2/10/56	J. J. G.	J. J. G.	REVISED FOR PRODUCTION
18	3/10/56	J. J. G.	J. J. G.	REVISED FOR PRODUCTION
19	4/10/56	J. J. G.	J. J. G.	REVISED FOR PRODUCTION
20	5/10/56	J. J. G.	J. J. G.	REVISED FOR PRODUCTION
21	6/10/56	J. J. G.	J. J. G.	REVISED FOR PRODUCTION
22	7/10/56	J. J. G.	J. J. G.	REVISED FOR PRODUCTION
23	8/10/56	J. J. G.	J. J. G.	REVISED FOR PRODUCTION
24	9/10/56	J. J. G.	J. J. G.	REVISED FOR PRODUCTION
25	10/10/56	J. J. G.	J. J. G.	REVISED FOR PRODUCTION



REV. 1
 1. ALL CAPACITANCES: UNLESS OTHERWISE SPECIFIED
 2. ALL COILS ARE IN MICROHENRIES
 3. RESISTANCES ARE IN OHMS UNLESS OTHERWISE SPECIFIED
 4. RESISTOR TOLERANCE: 5% UNLESS OTHERWISE SPECIFIED

USED EXCLUSIVELY: MITSUBISHI
 A1001 TO A1016
 T1001 TO T1016
 C1001 TO C1016
 L1001 TO L1016
 R1001 TO R1016
 J1001 TO J1016
 K1001 TO K1016

SYMBOL SERIES
 USED EXCLUSIVELY: MITSUBISHI
 A1001 TO A1016
 T1001 TO T1016
 C1001 TO C1016
 L1001 TO L1016
 R1001 TO R1016
 J1001 TO J1016
 K1001 TO K1016

LIST OF MATERIAL
 THE TECHNICAL MATERIAL CORP.
 MANHATTAN, NEW YORK

UNLESS OTHERWISE SPECIFIED
 DIMENSIONS ARE IN INCHES
 TOLERANCES: 0.005 INCHES
 UNLESS OTHERWISE SPECIFIED
 DIMENSIONS ARE IN INCHES
 TOLERANCES: 0.005 INCHES

THE SCHEMATIC DIAGRAM
 IS THE PROPERTY OF
 THE TECHNICAL MATERIAL CORP.
 MANHATTAN, NEW YORK

UNLESS OTHERWISE SPECIFIED
 DIMENSIONS ARE IN INCHES
 TOLERANCES: 0.005 INCHES
 UNLESS OTHERWISE SPECIFIED
 DIMENSIONS ARE IN INCHES
 TOLERANCES: 0.005 INCHES

UNLESS OTHERWISE SPECIFIED
 DIMENSIONS ARE IN INCHES
 TOLERANCES: 0.005 INCHES
 UNLESS OTHERWISE SPECIFIED
 DIMENSIONS ARE IN INCHES
 TOLERANCES: 0.005 INCHES

UNLESS OTHERWISE SPECIFIED
 DIMENSIONS ARE IN INCHES
 TOLERANCES: 0.005 INCHES
 UNLESS OTHERWISE SPECIFIED
 DIMENSIONS ARE IN INCHES
 TOLERANCES: 0.005 INCHES

UNLESS OTHERWISE SPECIFIED
 DIMENSIONS ARE IN INCHES
 TOLERANCES: 0.005 INCHES
 UNLESS OTHERWISE SPECIFIED
 DIMENSIONS ARE IN INCHES
 TOLERANCES: 0.005 INCHES