
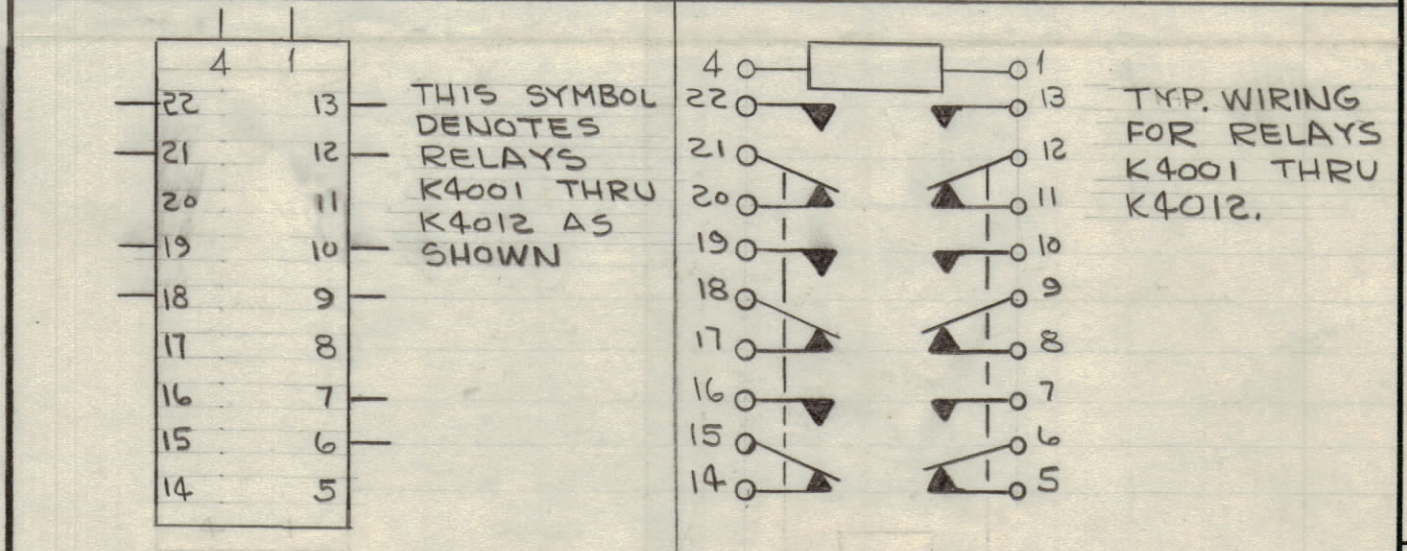
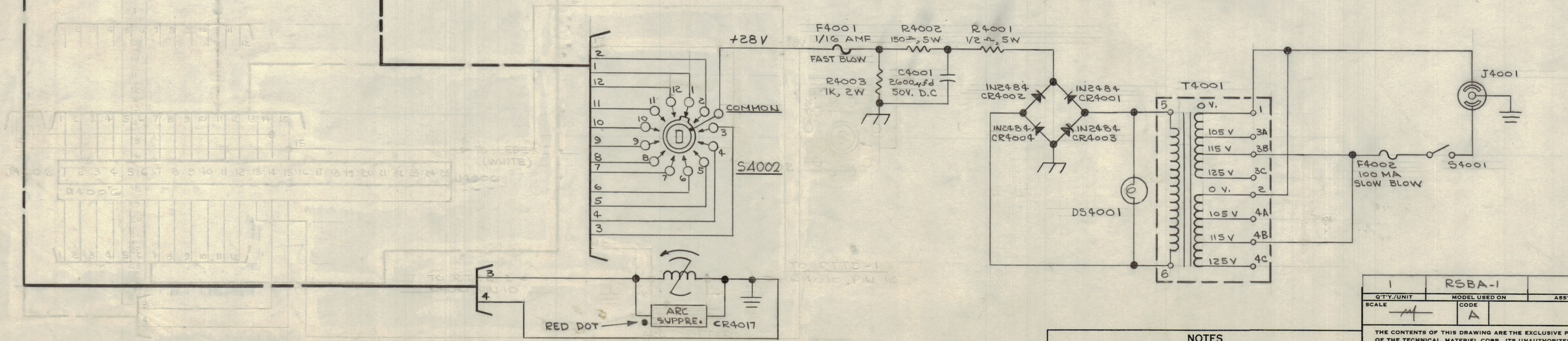
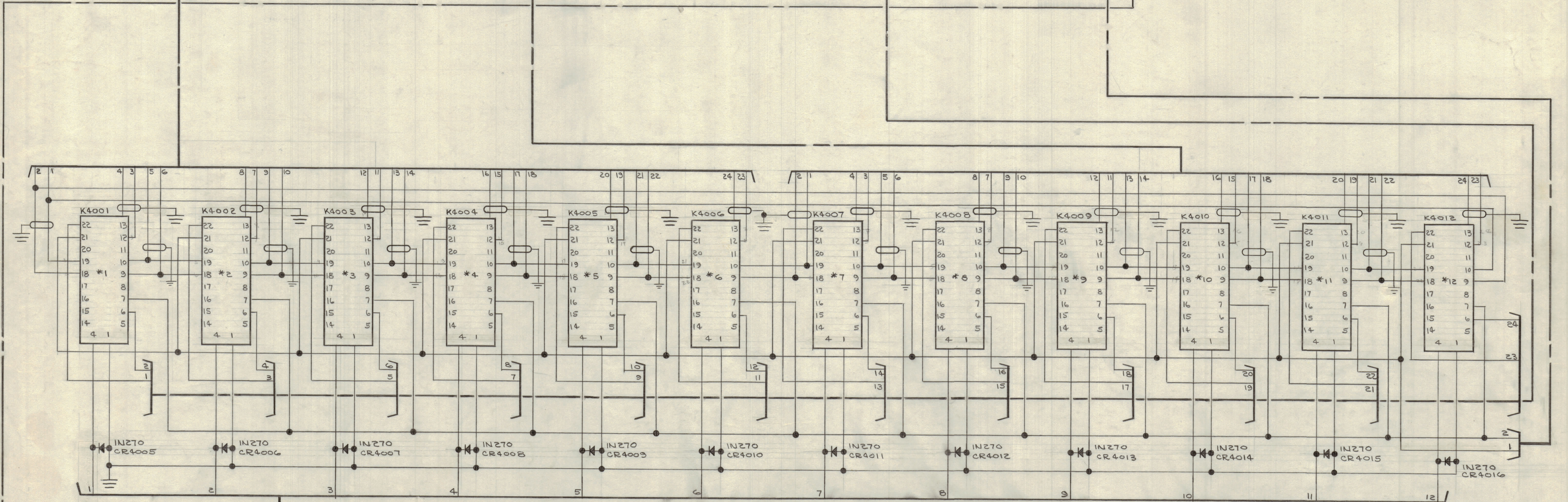


		REVISIONS					
ZONE	SYM	DESCRIPTION	DATE	EM.N. NO.	DRAFT	CHKD	APPD
X1		COMPLETELY REDRAWN	4-5-65	X1	BL	J.M.	ML
X2		ON T4001 TERM. 5 WAS 1, TERM 6 WAS 2	4-7-65	X2	SLC	W.L.	ML
X3		J4006 (CONNECTOR) DELETED	4-9-65	X3	BL	D.M.	ML
X4		RELAY DETAILS TERM 1 & 2 RELOCATED	7-7-65	X4	VC		ML
		ORIGINAL RELEASE FOR PRODUCTION	7-7-65			H.W.	

NOTE
 (*) THIS SYMBOL DENOTES RECORDER



NOTE: ALL AC WIRE SHIELDS GROUNDED



REQ'D.	ITEM	PART NUMBER	DESCRIPTION	SYMBOL
F. EATON LIST OF MATERIAL				
THE TECHNICAL MATERIEL CORP. MAMARONECK, NEW YORK				
TITLE: DIAGRAM, SCHEMATIC WIRING				
QTY/UNIT	RSBA-1	MODEL USED ON	ASSY. NO.	
SCALE	A			
UNLESS OTHERWISE SPECIFIED DIMENSIONS ARE IN INCHES AND INCLUDE CHEMICALLY APPLIED OR PLATED FINISHES		DRAWN	DATE	FINAL APPROVAL
DECIMALS: .05		CHECKED	DATE	DATE
FRACTIONS: 1/64				
ANGLES: .005				
TOLERANCES: ± 0° 30'		ELECT. DES.	DATE	
		MECH. DES.	DATE	

NOTES

CK926