

4

3

2

1

REVISIONS						
ZONE	LTR	DESCRIPTION	DATE	E.M.N.NO	DRAFT	CHKD APPD
	X	WAS N <sup>o</sup> 40M12C7077	8-15-68		CB	
	X1	ADDED FIG NO, CHANGED FROM A8079-101	11/11/68		C. G. GOR	
	Ø	ORIGINAL RELEASE FOR PRODUCTION	8/2/69			

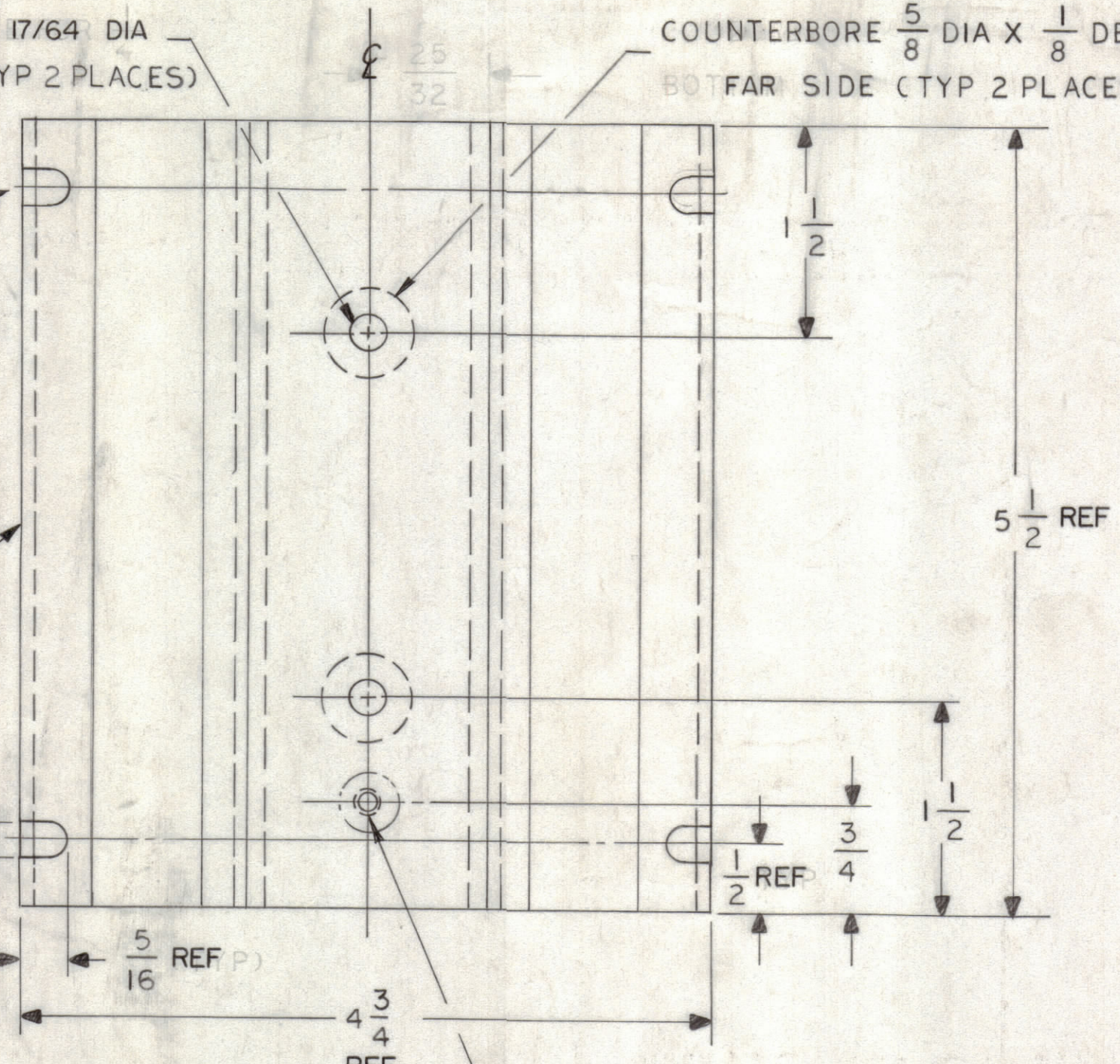
CLEARANCE 17/64 DIA  
SCREW (TYP 2 PLACES)

COUNTERBORE 5/8 DIA X 1/8 DEEP  
BOT FAR SIDE (TYP 2 PLACES)

MILLED BY  
MANUFACTURER  
(TYP 8 PLACES)

SEE NOTE 1

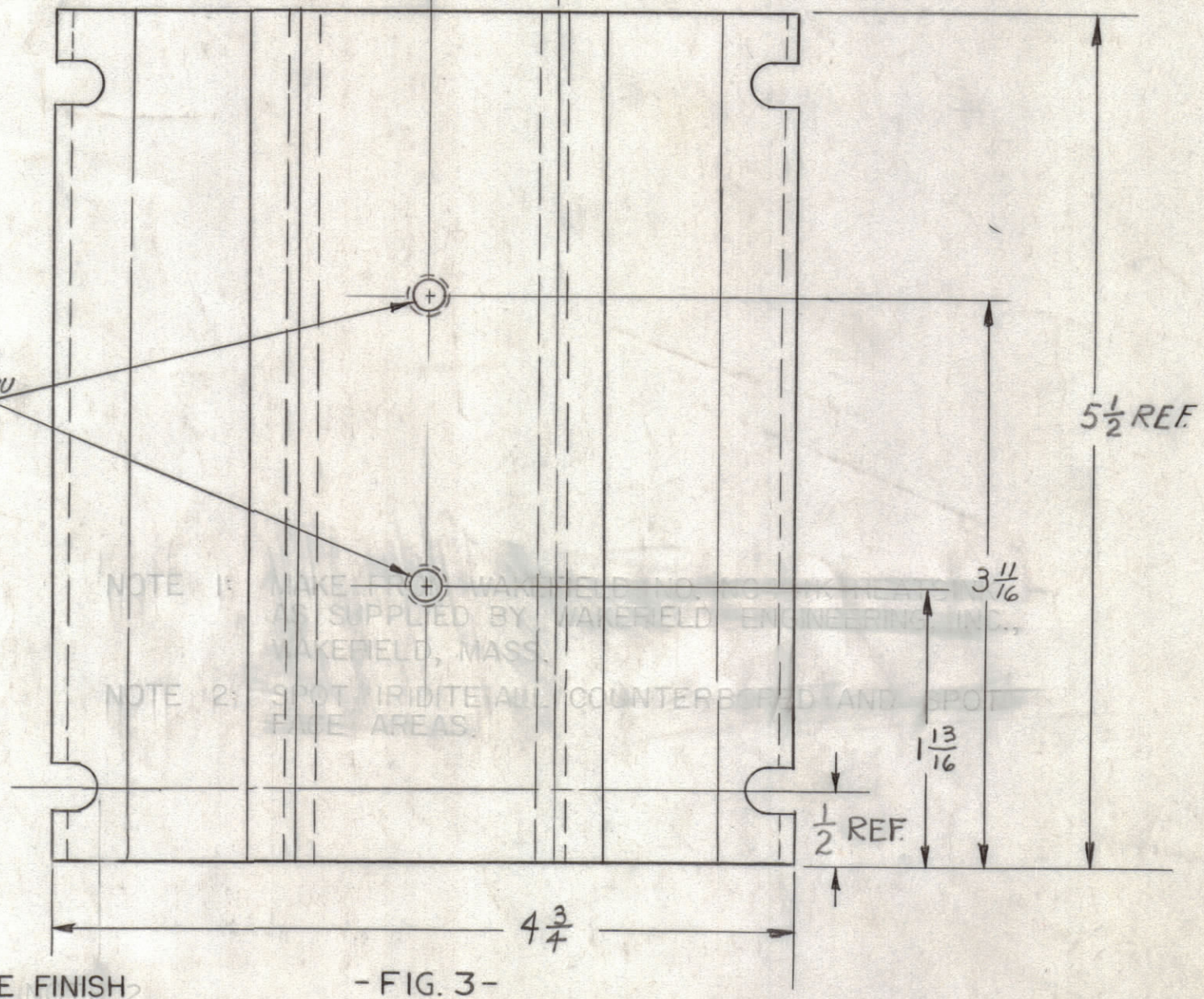
CT REF 9/32



- FIG. 2 -

NO. 29 DRILL, TAP 8-32 THRU CREW,  
SPOT FACE NEAR SIDE 13/32 DIA TO REMOVE ANODIZE FINISH  
(HD8001-3)

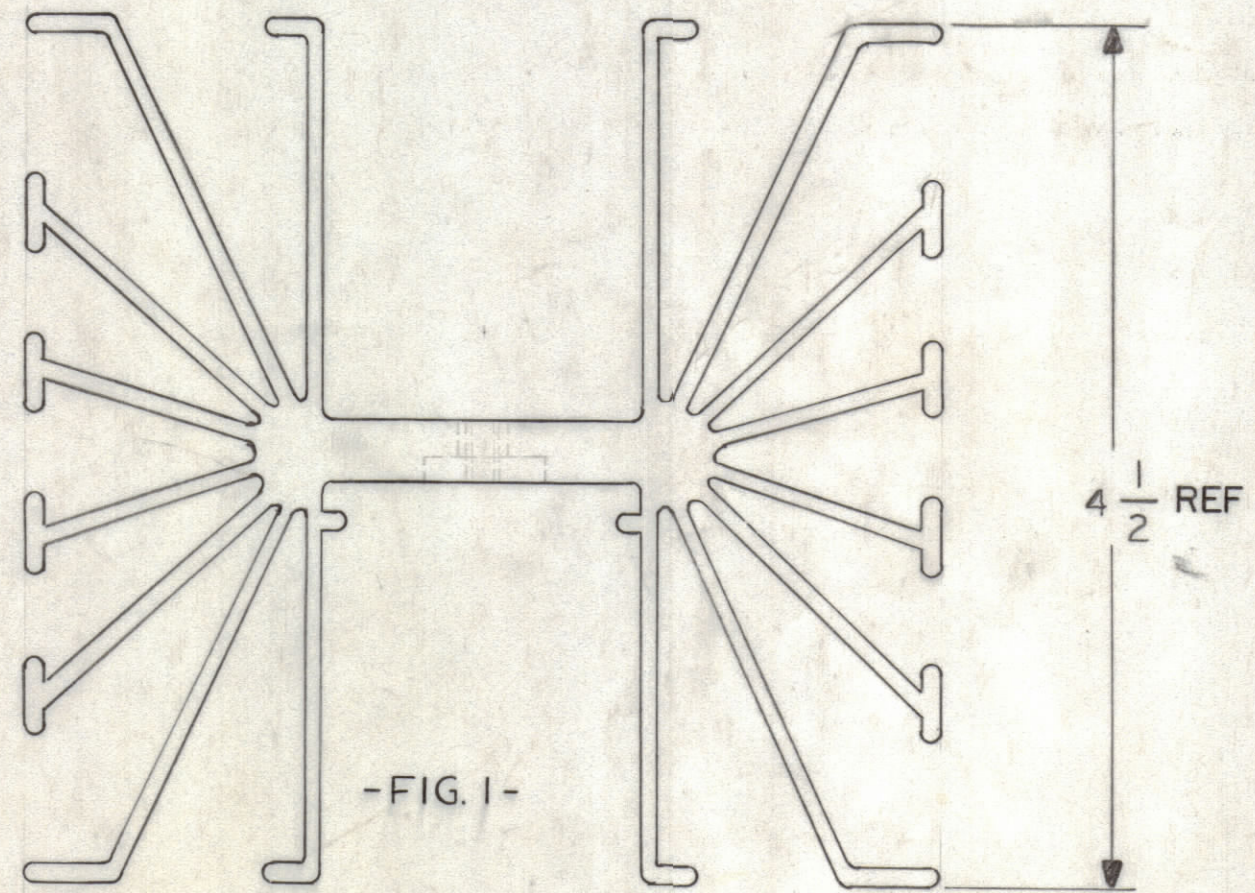
NO. 29 DRILL  
TAP 8-32 THRU  
2 PLACES



- FIG. 3 -

NOTE 1: MAKE SURE PART IS SUPPLIED BY WAKEFIELD ENGINEERING, WAKEFIELD, MASS.

NOTE 2: GILD IRIDIUM ALL COUNTERBORED AND SPOT FACE AREAS.



- FIG. 1 -

ITEM 1 AS SHOWN  
ITEM 2 WITHOUT NO. 5 TAPPED HOLE AND SPOT FACE

VENDOR P/N	QTY. REQ.	ITEM	PART NO.	DESCRIPTION	SYMBOL
NC441K			HD8001-4	SEE FIG. 3	
NC441K			HD8001-3	SEE FIG. 2	
NC441K			HD8001-2	SEE FIG. 2	
NC441K	5		HD8001-1	NONE SEE FIG. 1	

LIST OF MATERIAL

UNLESS OTHERWISE SPECIFIED DIMENSIONS ARE IN INCHES AND INCLUDE CHEMICALLY APPLIED OR PLATED FINISHES		FINAL APPROVAL J.F.P. [Signature]	DATE 7-1-68
TOLERANCES ON		MECH. DES. J.F.P. [Signature]	DATE 4-18-68
DECIMALS	FRACTIONS	ELECT. DES. [Signature]	DATE 8-14-68
.X ± .05	± 1/64	CHECKED J.F.P. [Signature]	DATE 4-18-68
.XX ± .01	ANGLES	DRAWN ROG [Signature]	DATE 4-18-68
.XXX ± .005	± 0° -30'		

THE TECHNICAL MATERIEL CORP. MAMARONECK, NEW YORK			
WAKEFIELD DESIGN # NC441K HEATSINK, MACHINING SCREEN AND BIAS MODULATOR SUPPLIES			
SIZE	CODE IDENT. NO.	DWG NO.	ISSUE
C	82679	HD8001-77-46	Ø
SCALE	SHEET		OF
1-1	1		1

EA P - ASSY	ZE SPT-3KVHRES	SEE API40 API39
QTY / UNIT	MODEL USED ON	ASS'Y NO.
	APPLICATION A8084	
	CODE	
NOTICE TO PERSONS RECEIVING THIS DRAWING THE TECHNICAL MATERIEL CORPORATION claims proprietary right in the material disclosed hereon. This drawing is issued in confidence for engineering information only and may not be reproduced or used to manufacture anything shown hereon without permission from THE TECHNICAL MATERIEL CORPORATION to the user. This drawing is loaned for mutual assistance and is subject to recall at any time.		
FINISH SEE NOTE 2		

NOTES:

1. MAKE FROM WAKEFIELD NB NC441K HEATSINK
2. GOLD IRIDIUM ALL COUNTERBORED AND SPOT FACE AREAS. MASK ANODIZED SURFACES.

4

3

2

1