

IF IT IS FOUND DESIRABLE TO CHANGE ANY TOLERANCE OR OTHER DETAIL SPECIFIED ON THIS DRAWING NOTIFY THE PURCHASER PROMPTLY.

MAXIMUM ALLOWABLE TOLERANCES HAVE BEEN DETERMINED AND DEVIATIONS WILL BE CAUSE FOR REJECTION. REMOVE ALL BURRS AND SHARP EDGES

NOTICE TO PERSONS RECEIVING THIS DRAWING

THE TECHNICAL MATERIEL CORPORATION claims proprietary right in the material disclosed hereon. This drawing is issued in confidence for engineering information only and may not be reproduced or used to manufacture anything shown hereon without permission from THE TECHNICAL MATERIEL CORPORATION to the user. This drawing is loaned for mutual assistance and is subject to recall at any time.

Property of:

THE TECHNICAL MATERIEL CORPORATION
MAMARONECK, NEW YORK

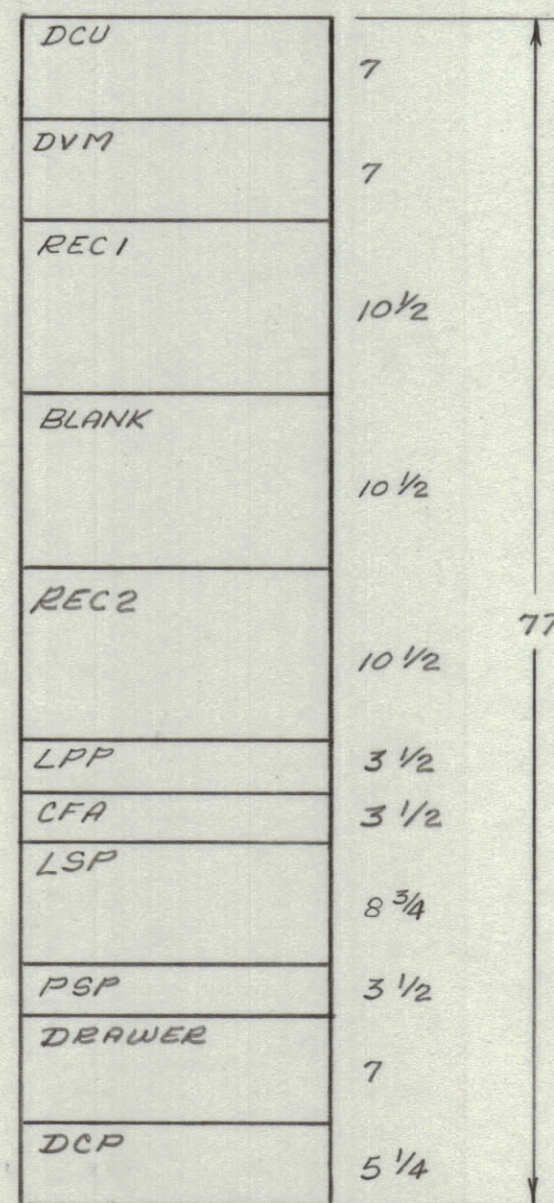


FIG. 1-3
RACK MOUNTING LAYOUT
MODEL DDR-2B

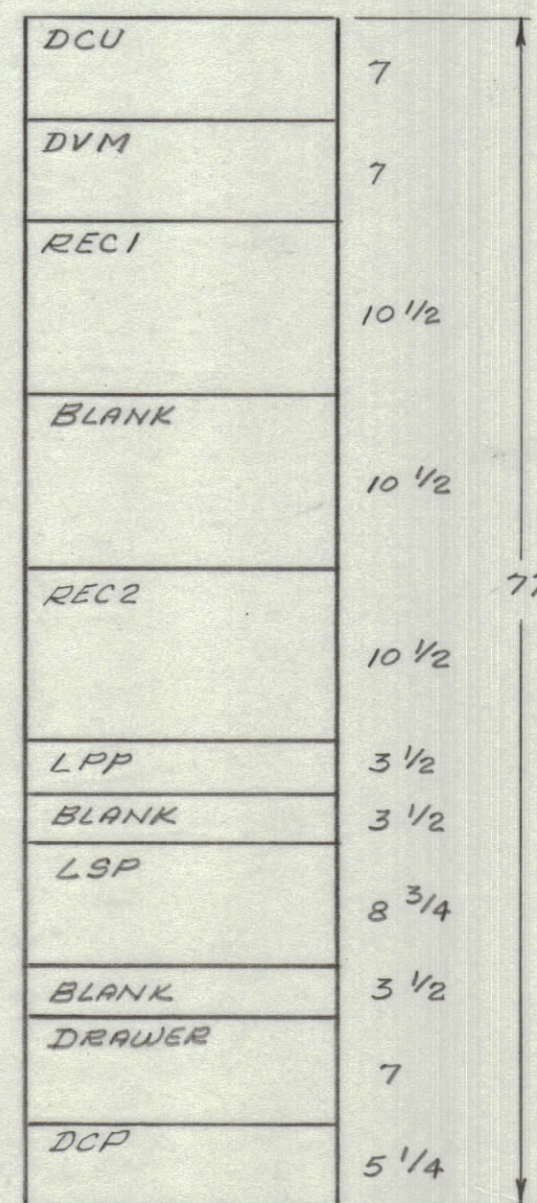


FIG. 1-4
RACK MOUNTING LAYOUT
MODEL DDR-2C

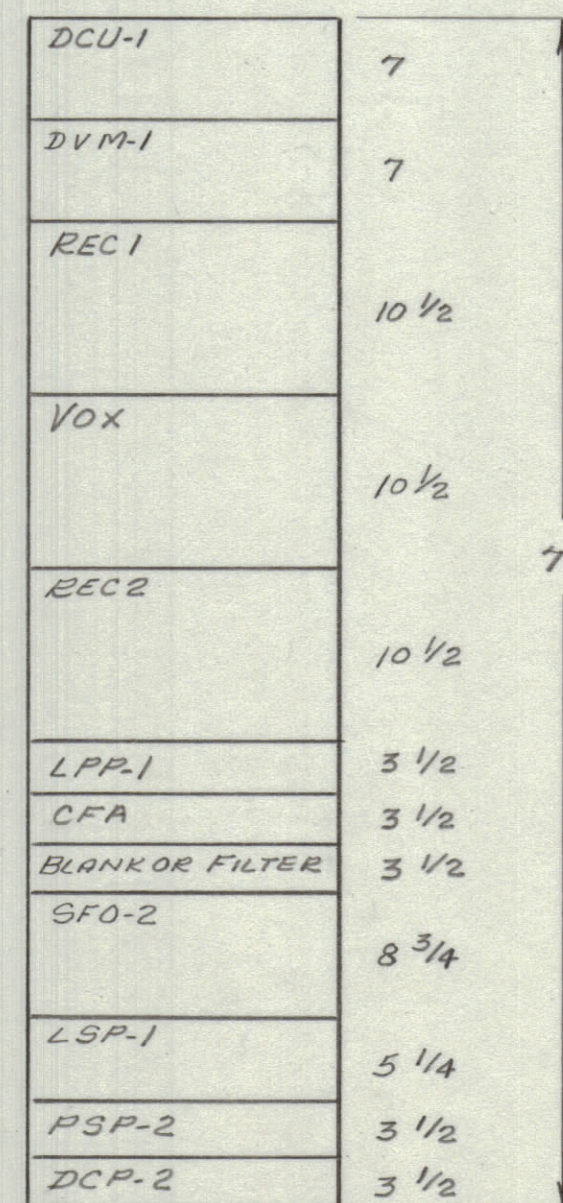


FIG. 1-5
RACK MOUNTING LAYOUT
MODEL DDR-2D

ID-10077

ISSUE	ITEM	CHANGED FROM	DATE	CN. NO.	DRAFTS	CHECKER	ENG. APP.
TOLERANCES			SCALE:				
ALL OTHERS	DEC. DIM. ± FRAC. DIM. ± ANGULAR DIM. ±		DRILL, PUNCH, COMMERCIAL STOCK SIZES AND MANUFACTURERS TOLERANCES ARE NOT INCLUDED.				

MODEL	PROJECT NO.	ASS'Y. NO.	DATE
USED ON			

REQ.	ITEM	PART NO.	DESCRIPTION	SYMBOL
STOCK SIZE			TMC (Canada) LIMITED OTTAWA ONTARIO	
MATERIAL			RACK MOUNTING LAYOUT MODEL DDR-2B, 2C, 2D.	
WEIGHT PER PC.			L. MARION	
TYPE & TEMPER			DRAWN	
HEAT TREAT. SPEC.			ELEC. DES. APP. MECH. DES. APP.	
CHECKED			<i>M. J. [Signature]</i> FINAL APPROVAL	
FINISH & SPEC. NO.			ID 10077	