HOLES:

F - $\frac{13}{64}$ DIA. ——— 5 Req.

G - SEE DETAIL ——— 2 Req.

H - SEE DETAIL ——— 1 Req.

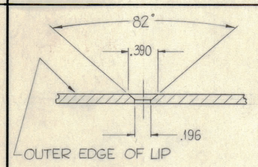

"G" DETAIL
(2 Req.)

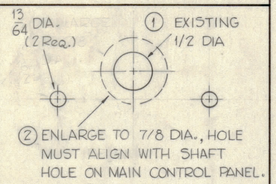

"H" DETAIL
(1 Req.)



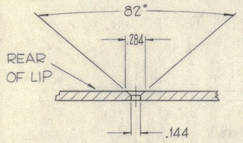

C'SK DETAIL (2 Req.)

"J" DETAIL

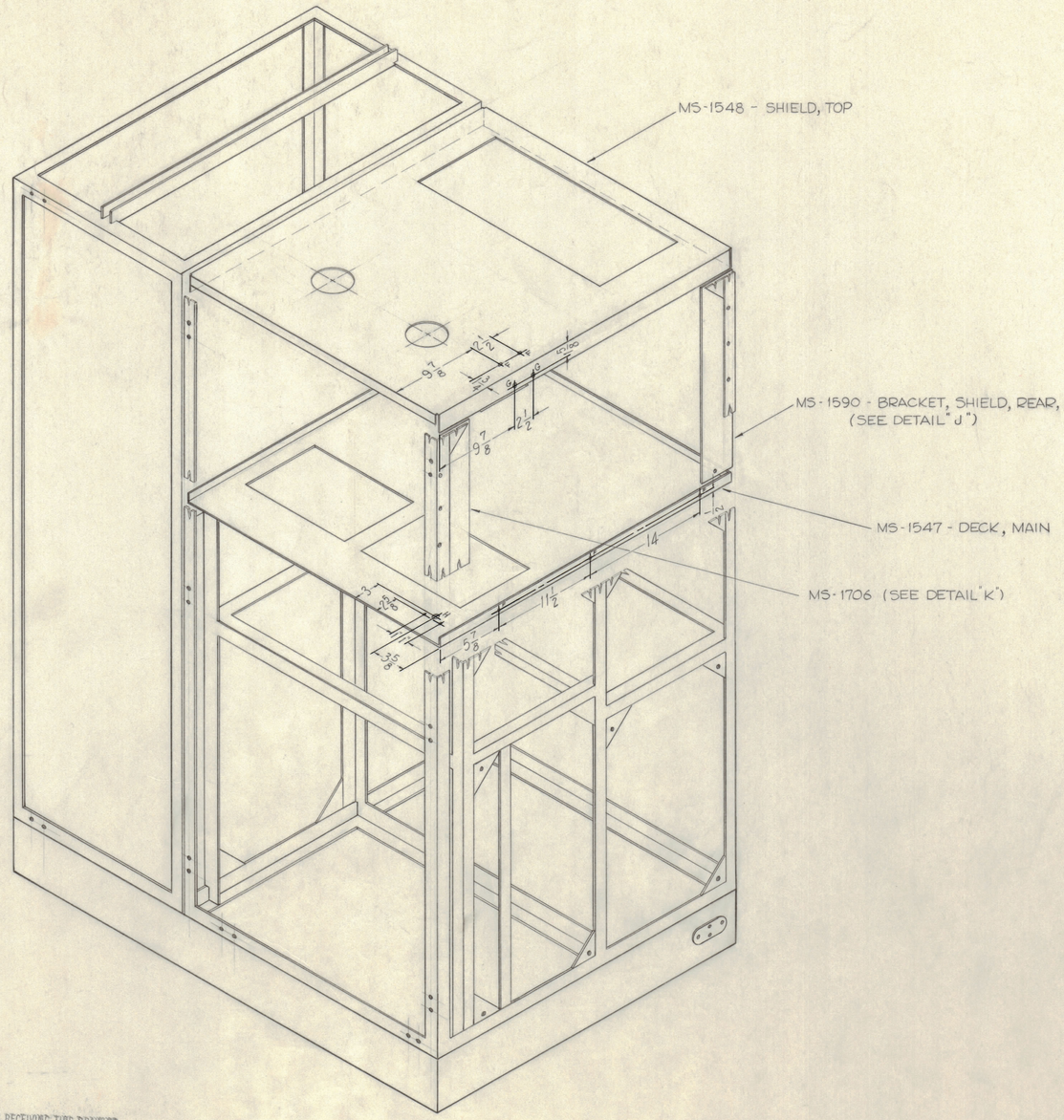

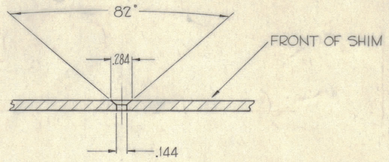

"N" DETAIL - 2 Req.
(C'SK DETAIL FOR MS-1679)

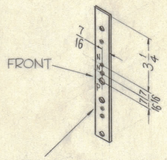

MS-1679 - SHIM, RT. SIDE BRACKET, FRONT WINDOW.
NOTE: THE FOLLOWING HOLES ARE TO BE DRILLED ON MS-1679.
N - SEE C'SK DETAIL
P - 3/8 DIA. — 1 Req.

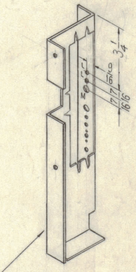

MS-1588 - BRACKET, RT. SIDE FRONT WINDOW PANEL.
NOTES: 1 - PORTION OF MS-1588 BROKEN TO SHOW DRILLING ON LIP.
2 - FOLLOWING HOLES TO BE DRILLED ON MS-1588
L - 11/64 DIA. - 2 Req.
M - 3/8 DIA. — 1 Req.

MS-1706 - BRACKET, SHIELD, FRONT, RT. SIDE (MS-1706 SHOWN ONLY TO SHOW POSITIONING OF MS-1588 AND MS-1679.)

"K" DETAIL

ID-244

SYM	ZONE	DESCRIPTION	DATE	CH. NO.	DRAFTS	CHECKER	ENG. APP.

UNLESS OTHERWISE SPECIFIED:
DIMENSIONS ARE IN INCHES
TOLERANCES ON
FRACTIONS ± 1/64 DECIMALS ± .005 ANGLES ± 1/2°

SCALE DO NOT SCALE

MAXIMUM ALLOWABLE TOLERANCES HAVE BEEN DETERMINED AND ANY DEVIATIONS WILL BE CAUSE FOR REJECTION.
REMOVE ALL BURRS & SHARP EDGES

NOTICE TO PERSONS RECEIVING THIS DRAWING

THE TECHNICAL MATERIEL CORPORATION claims proprietary right in the material disclosed hereon. This drawing is issued in confidence for engineering information only and may not be reproduced or used to manufacture anything shown hereon without permission from THE TECHNICAL MATERIEL CORPORATION to the user. This drawing is loaned for mutual assistance and is subject to recall at any time.

Property of:
THE TECHNICAL MATERIEL CORPORATION
MAMARONECK, NEW YORK

REQ. PER UNIT	MODEL	SECTION	ASS'Y. NO.	DATE
	GPT-10K			3-15-61

USED ON

REQ.	ITEM	PART NO.	DESCRIPTION	SYMBOL

STOCK SIZE

MATERIAL

TYPE & TEMPER | HEAT TREAT. SPEC.

FINISH & SPEC. NO.

THE TECHNICAL MATERIEL CORP.
MAMARONECK, NEW YORK

DRILLING, MODIFICATION FOR KIT-105

DRAWN	CHECKED	FINAL APPROVAL
John C. Biele		RB/FB

ELEC. DES. APP.	MECH. DES. APP.	SHEET 2 OF 2
LB	WC	ID-244

TMC FORM NO. 111

DEFIANCE NO. 1020 36982