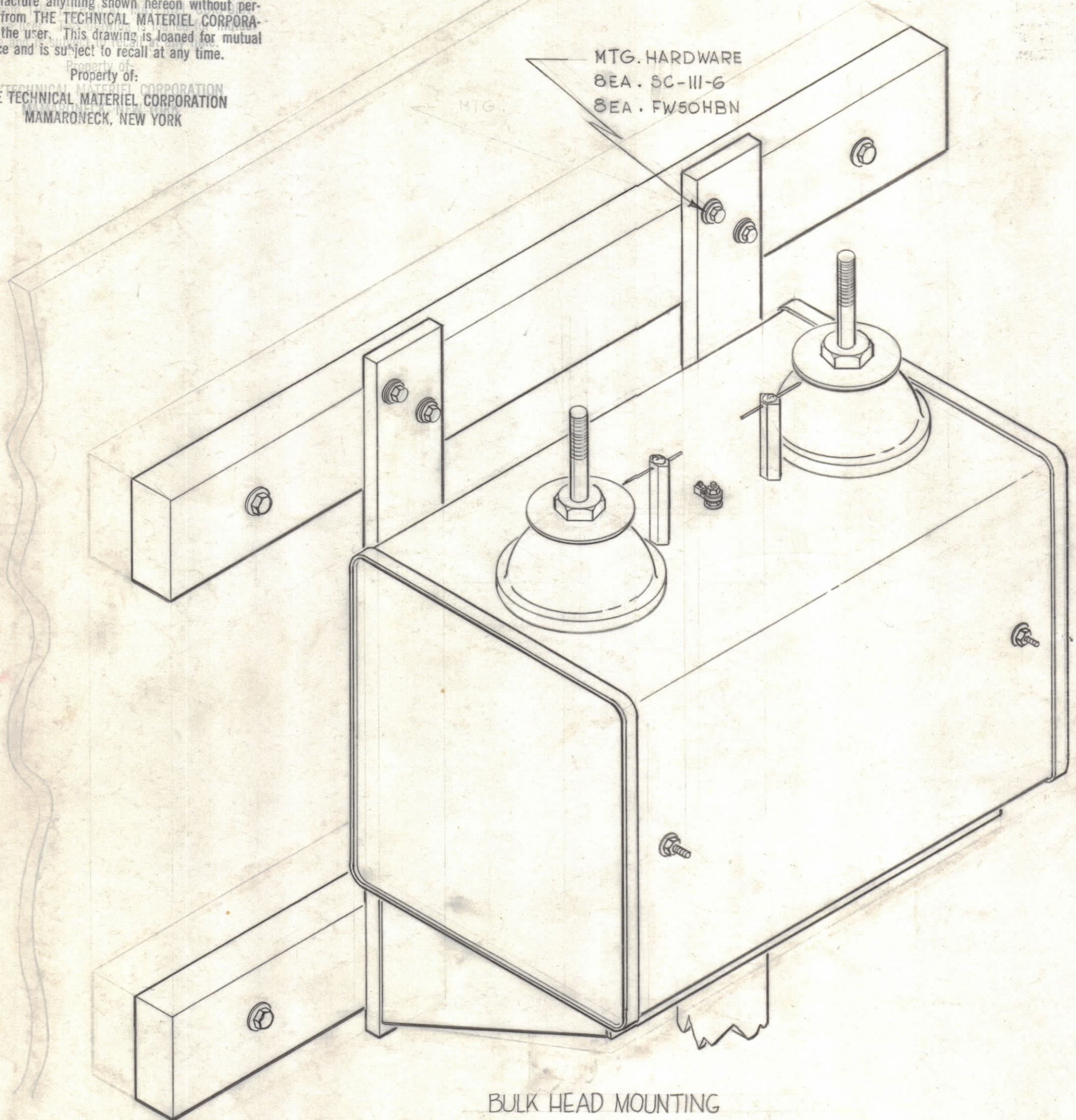


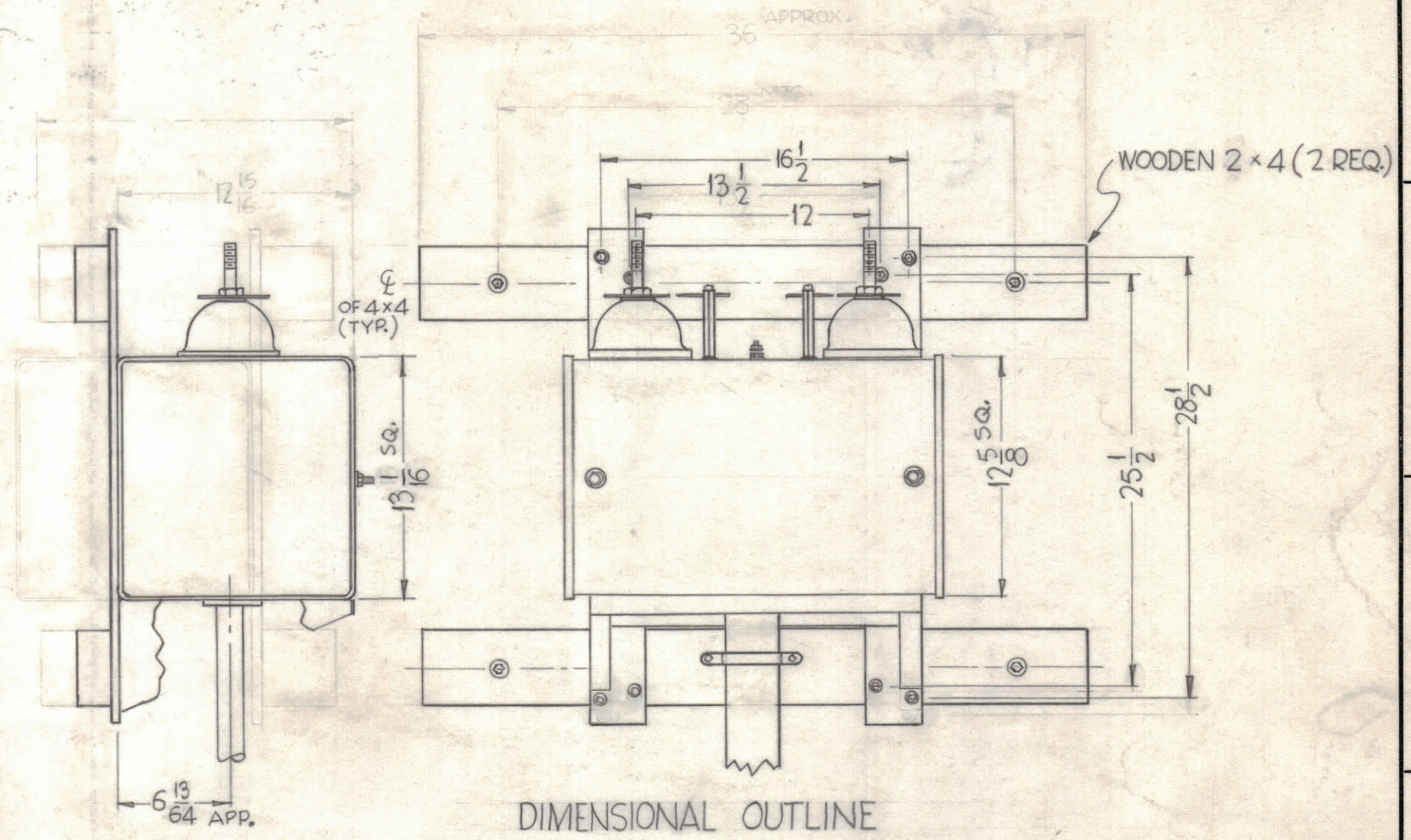
**NOTICE TO PERSONS RECEIVING THIS DRAWING**  
 THE TECHNICAL MATERIEL CORPORATION claims proprietary right in the material disclosed hereon. This drawing is issued in confidence for engineering information only and may not be reproduced or used to manufacture anything shown hereon without permission from THE TECHNICAL MATERIEL CORPORATION to the user. This drawing is loaned for mutual assistance and is subject to recall at any time.

Property of:  
 THE TECHNICAL MATERIEL CORPORATION  
 MAMARONECK, NEW YORK

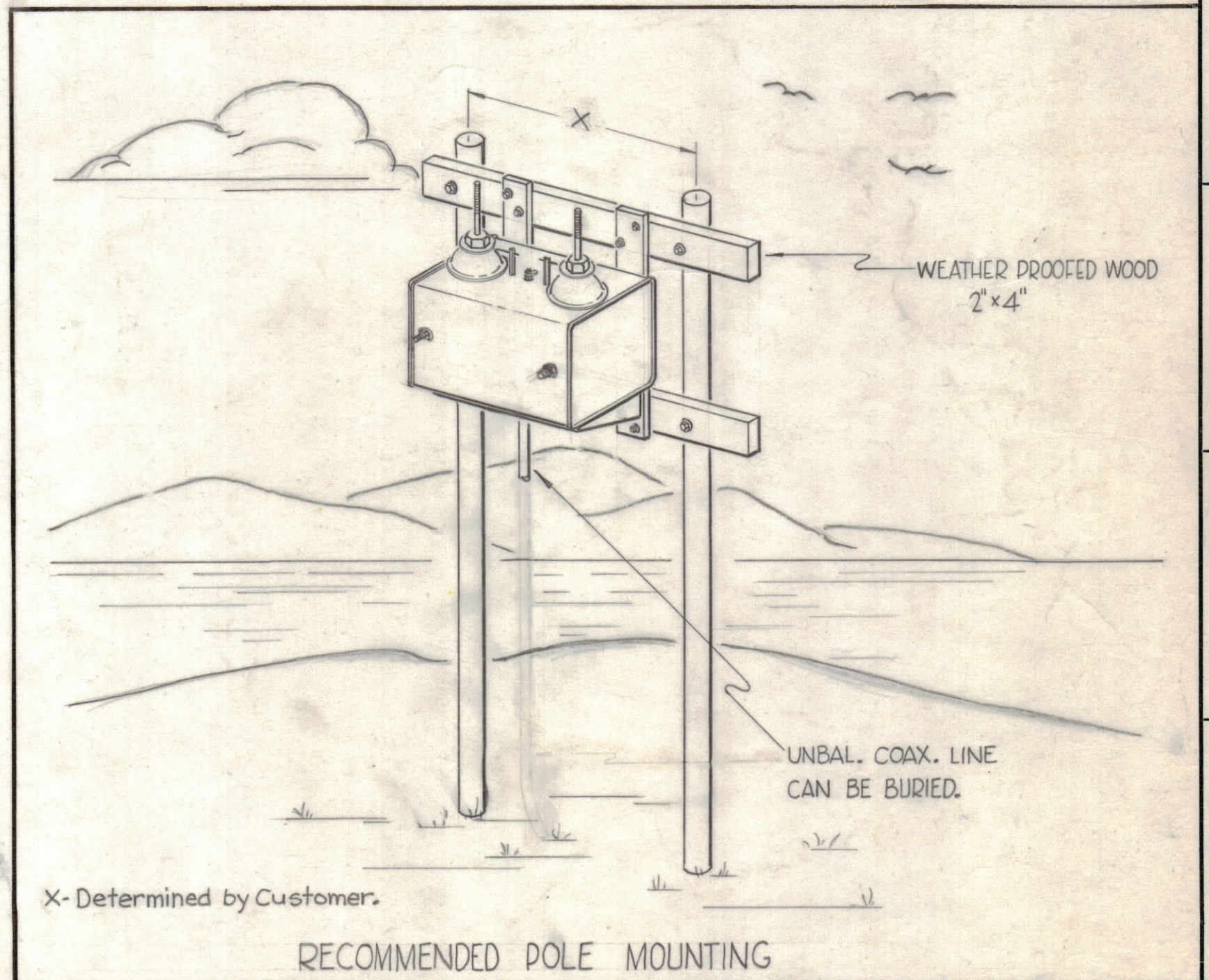


BULK HEAD MOUNTING

- SUPPLIED WITH:  
 (8) LAG BOLTS (SC-III-6)  
 (8) FLAT WASHER (FW50HBN)  
 2x4 SUPPLIED BY CUSTOMER



DIMENSIONAL OUTLINE



RECOMMENDED POLE MOUNTING

X-Determined by Customer.

SYMBOL	ZONE	DESCRIPTION	DATE	CH. NO.	DRAFTS	CHECKER	ENG. APP.
A	#5	NOTE ADDED (MTG. HARDWARE)	5-11-62	6669	G.D.L.	J.H.	O.E.
UNLESS OTHERWISE SPECIFIED:			SCALE DO NOT SCALE				
DIMENSIONS ARE IN INCHES			MAXIMUM ALLOWABLE TOLERANCES HAVE BEEN DETERMINED AND ANY DEVIATIONS WILL BE CAUSE FOR REJECTION. REMOVE ALL BURRS & SHARP EDGES				
TOLERANCES ON FRACTIONS ± 1/64			DECIMALS ± .005			ANGLES ± 1/2°	

REQ. PER UNIT	MODEL	SECTION	ASS'Y. NO.	DATE
	TRC-20K			1-8-62
USED ON				

REQ. ITEM	PART NO.	DESCRIPTION	SYMBOL
STOCK SIZE			
MATERIAL			
TYPE & TEMPER			
HEAT TREAT. SPEC.			
FINISH & SPEC. NO.			
THE TECHNICAL MATERIEL CORP. MAMARONECK, NEW YORK		INSTALLATION, TRC-20K	
DRAWN	CHECKED	FINAL APPROVAL	
J.H.	J.H.	J.H.	
ELEC. DES. APP.		MECH. DES. APP.	
O.E.		L.B.	
SHEET		OF	
ID-270		A	