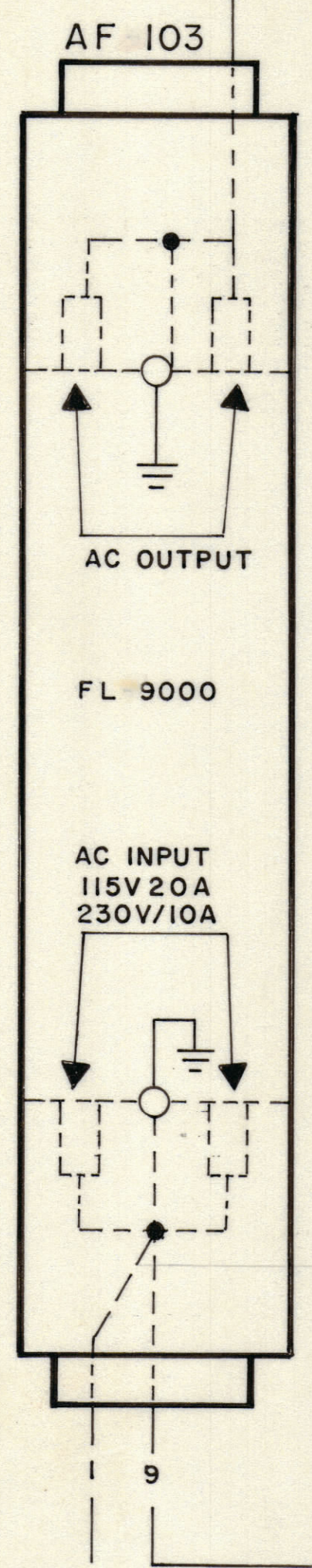
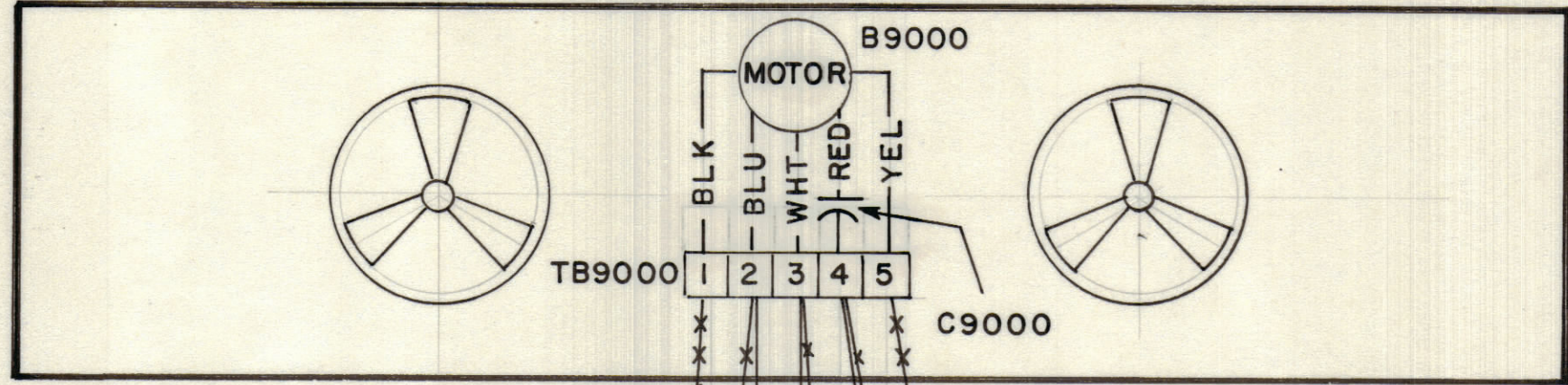


REVISIONS							
SYM	ZONE	DESCRIPTION	DATE	E.M.N. NO.	DRAFT	CHKD	APPD

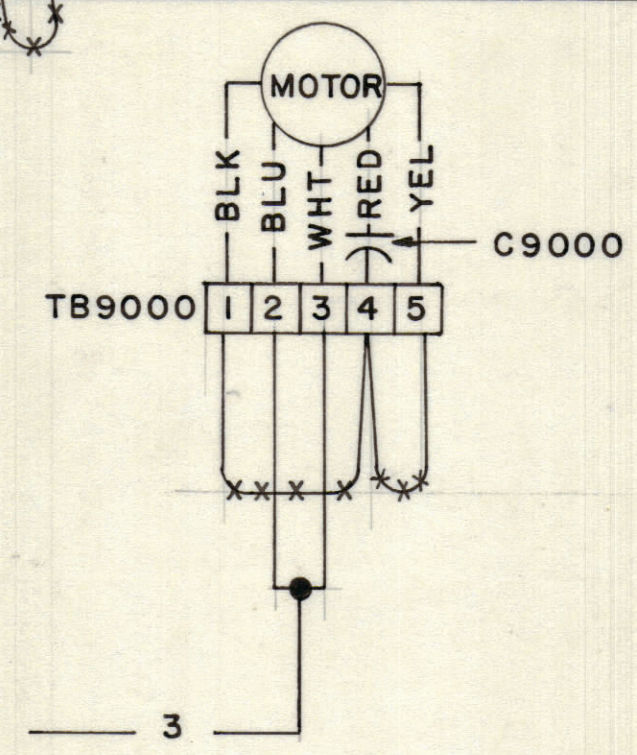
SEE SHEET 9 OF 11



AX 390 BLOWER



- FOR 230V OPERATION OF BLOWER
1. REMOVE JUMPERS FROM BETWEEN TERMINALS 1 AND 2, 3 AND 4.
  2. ADD JUMPERS BETWEEN TERMINALS 1 AND 4 AS SHOWN AT RIGHT.



SB-1866/FR



CONTRACT NO. N600(63133-11-126)63002 TECHNICAL MATERIEL CORP DWG NO. ID-324-10 APPROVED _____ DATE _____ SATISFACTORY TO: _____ DATE: _____	<b>EXAMINED</b>		NAVAL SHORE ELECTRONICS ENGINEERING CENTER WASHINGTON, D C		
	OFFICIAL	SIGNATURE	AN/FRR-60 (v) 3 RECEIVING, SET, RADIO		
BR HEAD	_____				
PROJ ENG	_____				
DIV DIR	_____				
PROJ DIR	_____				
DRAFT SEC	_____	RW 23	CODE IDENT 82679	SIZE C	561
DRAWN	_____				
FEDERAL SUPPLY CODE 82679	CONTR DRAWING NO. ID-324-10	SCALE NONE	SHEET 10 OF 11		