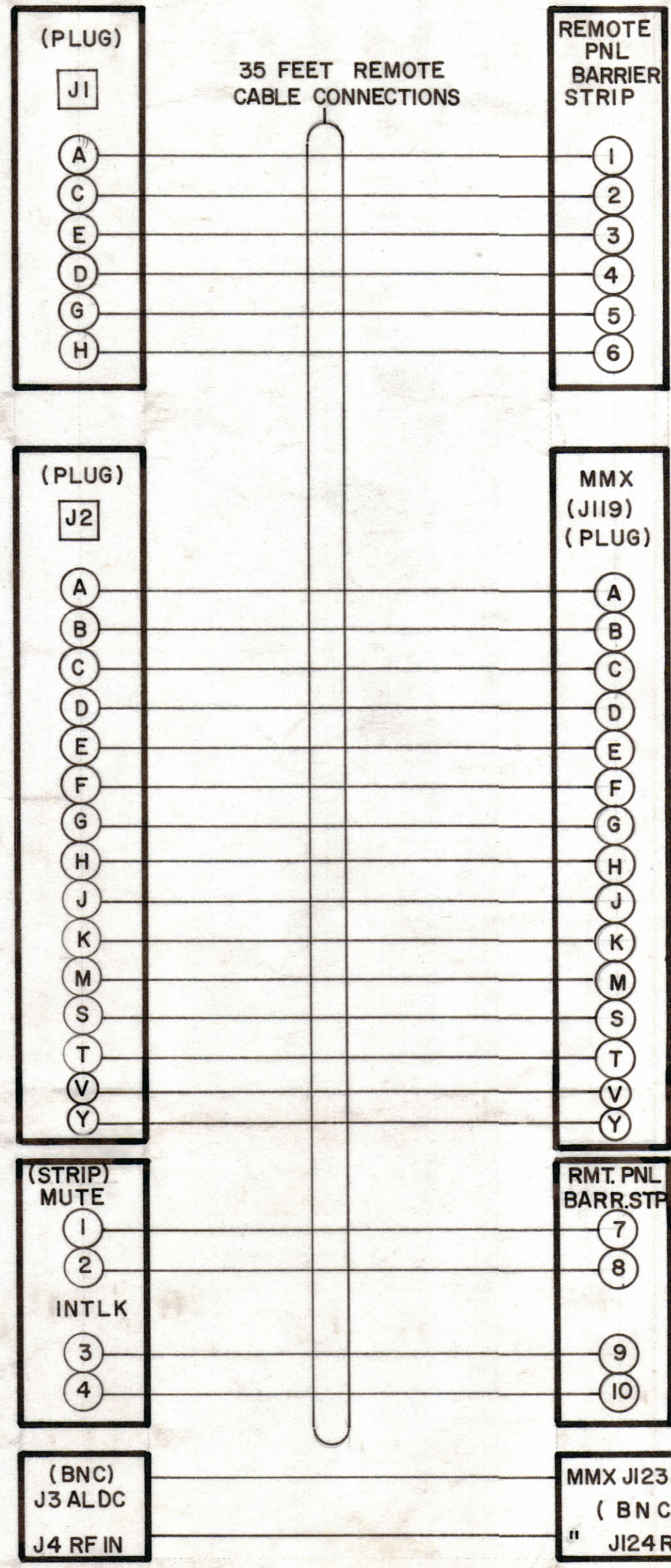


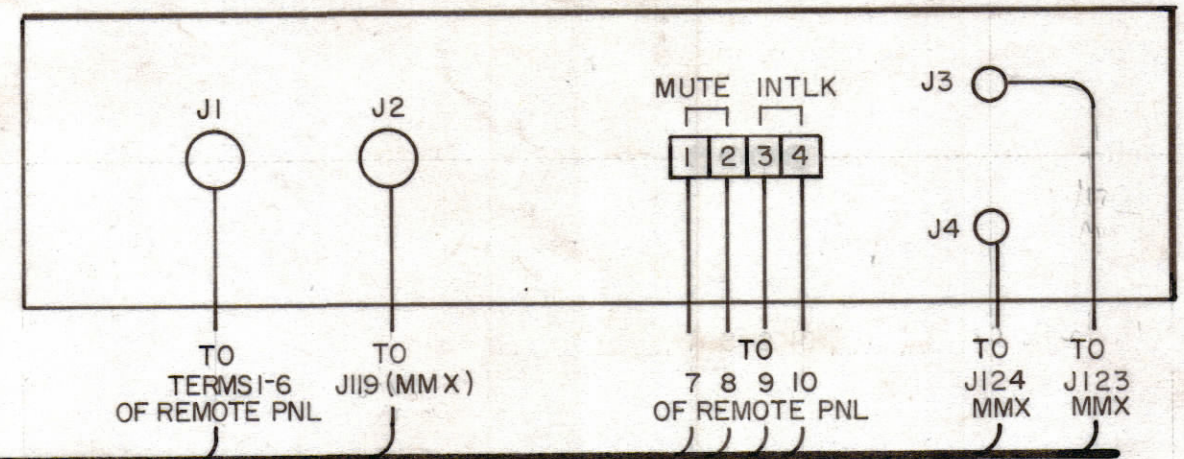
REVISIONS						
ZONE	LTR	DESCRIPTION	DATE	E.M.N.NO	DRAFT	CHKD APPD
	Ø	ORIGINAL RELEASE FOR PRODUCTION	1/7/72		Ø	

INTERCONNECT PNL.

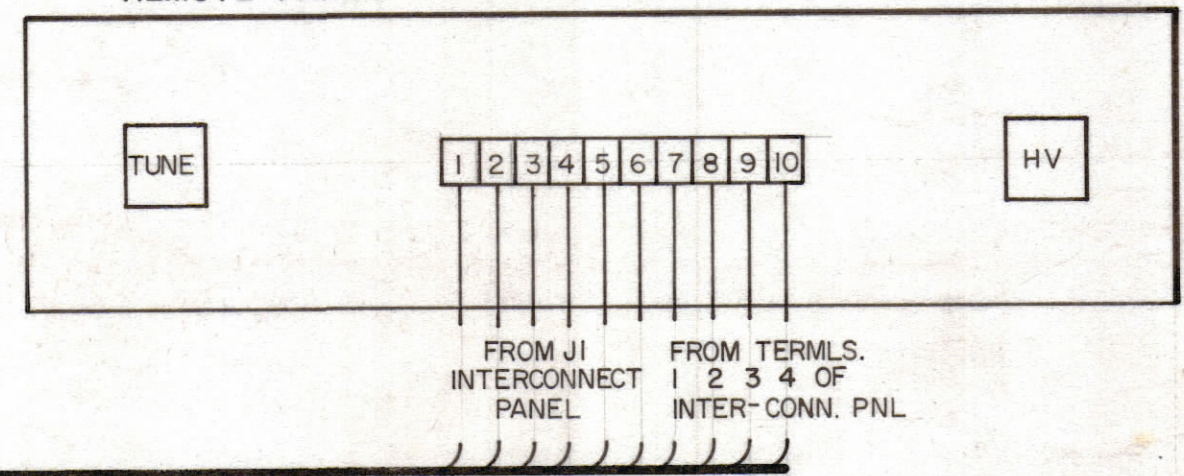


35 FEET REMOTE CABLE CONNECTIONS

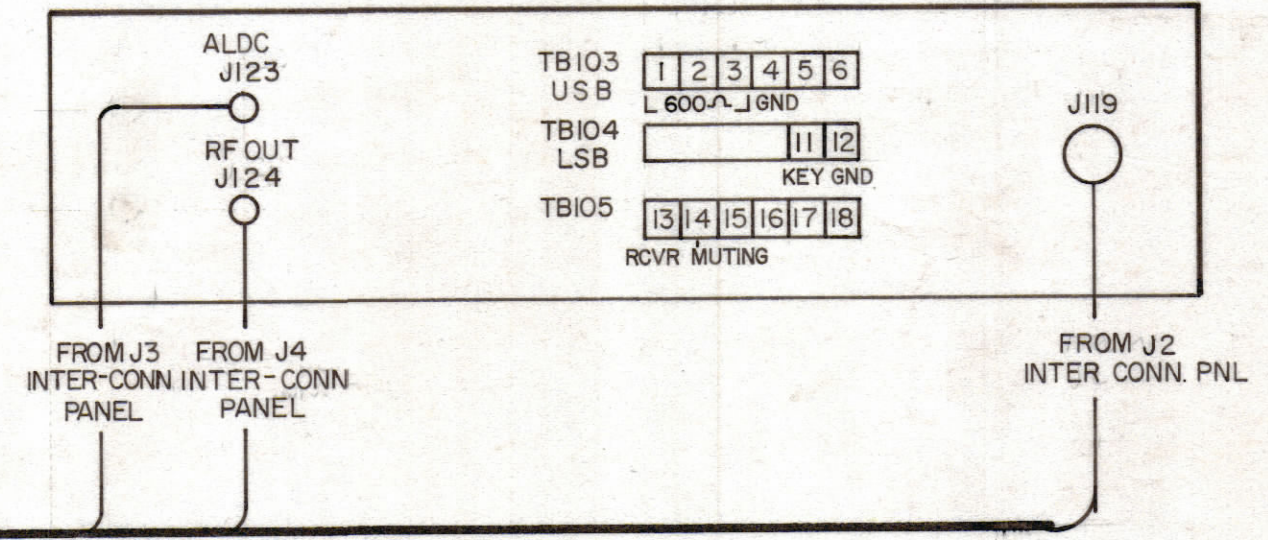
INTERCONNECT PANEL (HFT1K REAR)



REMOTE PANEL



MMX



QTY / UNIT	MODEL USED ON	ASS'Y NO.
APPLICATION		
CODE		

NOTICE TO PERSONS RECEIVING THIS DRAWING
 THE TECHNICAL MATERIEL CORPORATION claims proprietary right in the material disclosed hereon. This drawing is issued in confidence for engineering information only and may not be reproduced or used to manufacture anything shown hereon without permission from THE TECHNICAL MATERIEL CORPORATION to the user. This drawing is loaned for mutual assistance and is subject to recall at any time.

UNLESS OTHERWISE SPECIFIED DIMENSIONS ARE IN INCHES AND INCLUDE CHEMICALLY APPLIED OR PLATED FINISHES

TOLERANCES ON
 DECIMALS .X ± .05
 .XX ± .01
 .XXX ± .005
 FRACTIONS ± 1/64
 ANGLES ± 0° -30'

QTY. REQ.	ITEM	PART NO.	DESCRIPTION	SYMBOL
LIST OF MATERIAL				
FINAL APPROVAL <i>GE</i> DATE 1/17/72				
MECH. DES. DATE				
ELECT. DES. DATE				
CHECKED DATE				
DRAWN <i>GE</i> DATE				
MATERIAL			SIZE	ISSUE
FINISH			CODE IDENT. NO. DWG NO.	ID 403
			C 82679	Ø
SCALE			SHEET	OF

THE TECHNICAL MATERIEL CORP.
 MAMARONECK, NEW YORK

DIAGRAM, WIRING
 HFTA-1K TYPE SJ201
 (STATES STEAMSHIP CO.)