

IF IT IS FOUND DESIRABLE TO CHANGE ANY TOLERANCE OR OTHER DETAIL SPECIFIED ON THIS DRAWING NOTIFY THE PURCHASER PROMPTLY.

MAXIMUM ALLOWABLE TOLERANCES HAVE BEEN DETERMINED AND DEVIATIONS WILL BE CAUSE FOR REJECTION. REMOVE ALL BURRS AND SHARP EDGES

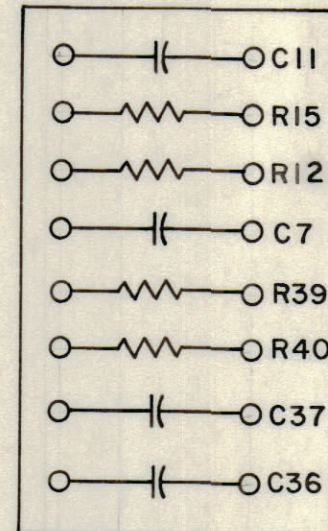
NOTICE TO PERSONS RECEIVING THIS DRAWING

THE TECHNICAL MATERIEL CORPORATION claims proprietary right in the material disclosed hereon. This drawing is issued in confidence for engineering information only and may not be reproduced or used to manufacture anything shown hereon without permission from THE TECHNICAL MATERIEL CORPORATION to the user. This drawing is loaned for mutual assistance and is subject to recall at any time.

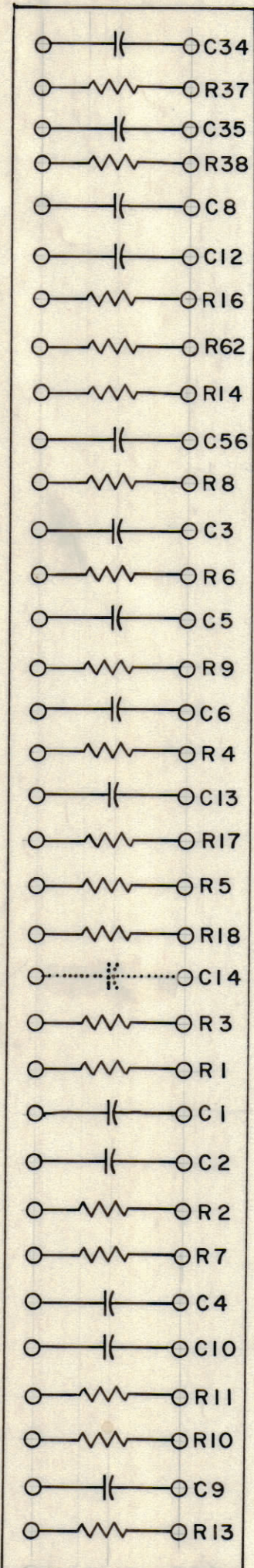
Property of:

THE TECHNICAL MATERIEL CORPORATION
MAMARONECK, NEW YORK

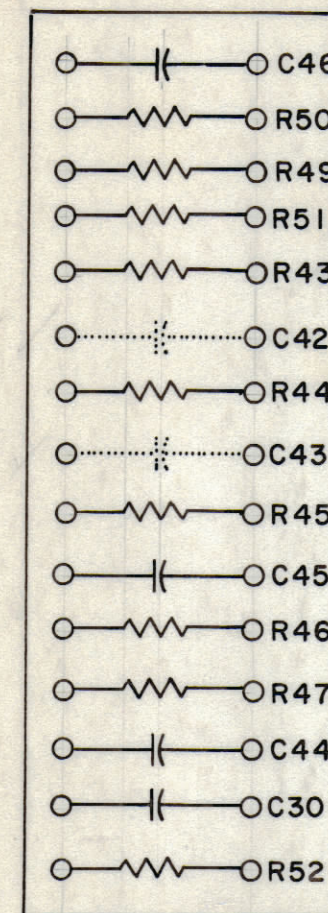
TB 3



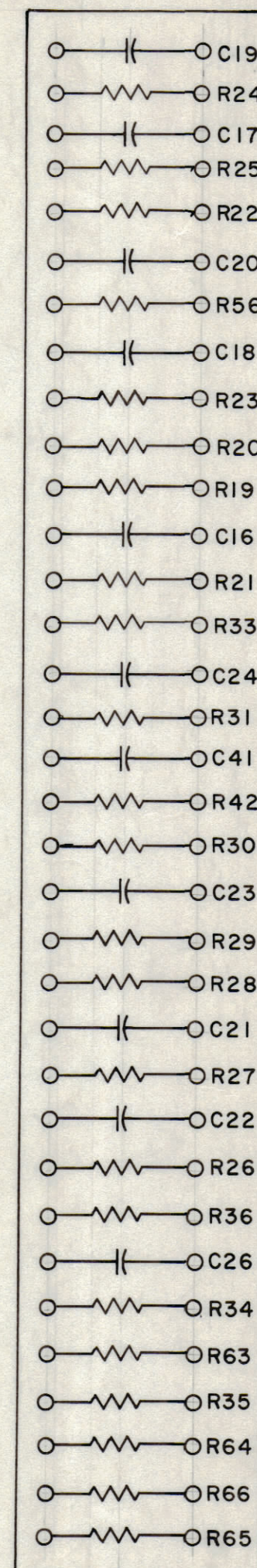
TB 2



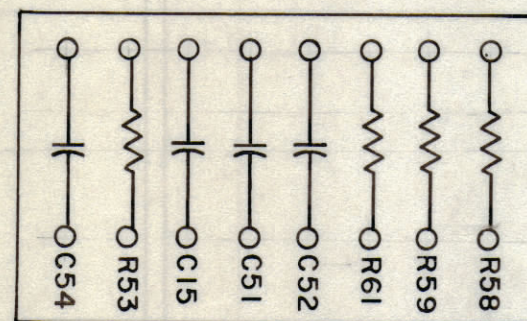
TB 4



TB 1



TB 5



NOTE: COMPONENTS SHOWN IN DOTTED LINES ARE ON REAR OF BOARD.

IN-1021

ISSUE	ITEM	CHANGED FROM	DATE	CN. NO.	DRAFTS	CHECKER	ENG. APP.
TOLERANCES			SCALE:				
ALL OTHERS	DEC. DIM. ±	FRAC. DIM. ±	DRILL, PUNCH, COMMERCIAL STOCK SIZES AND MANUFACTURERS TOLERANCES ARE NOT INCLUDED.				
	ANGULAR DIM. ±						

MSR-1	INST. 300K	19 AUG. '57		
REQ. PER UNIT	MODEL	PROJECT NO.	ASSY. NO.	DATE
USED ON				

REQ.	ITEM	PART NO.	DESCRIPTION	SYMBOL
			THE TECHNICAL MATERIEL CORP. MAMARONECK, NEW YORK	
STOCK SIZE			TERMINAL BOARD LAYOUT	
MATERIAL			MODEL MSR-1	
WEIGHT PER PC.				
TYPE & TEMPER			C.D.D.	
DRAWN			ELEC. DES. APP.	MECH. DES. APP.
HEAT TREAT. SPEC.			CHECKED	FINAL APPROVAL
FINISH & SPEC. NO.				IN-1021