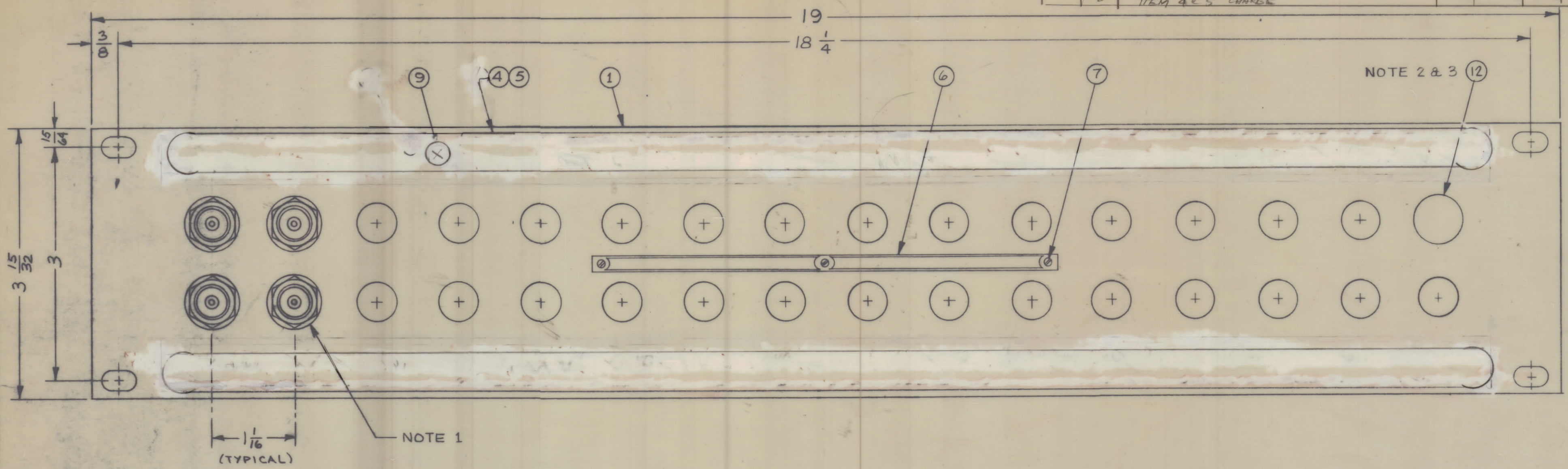
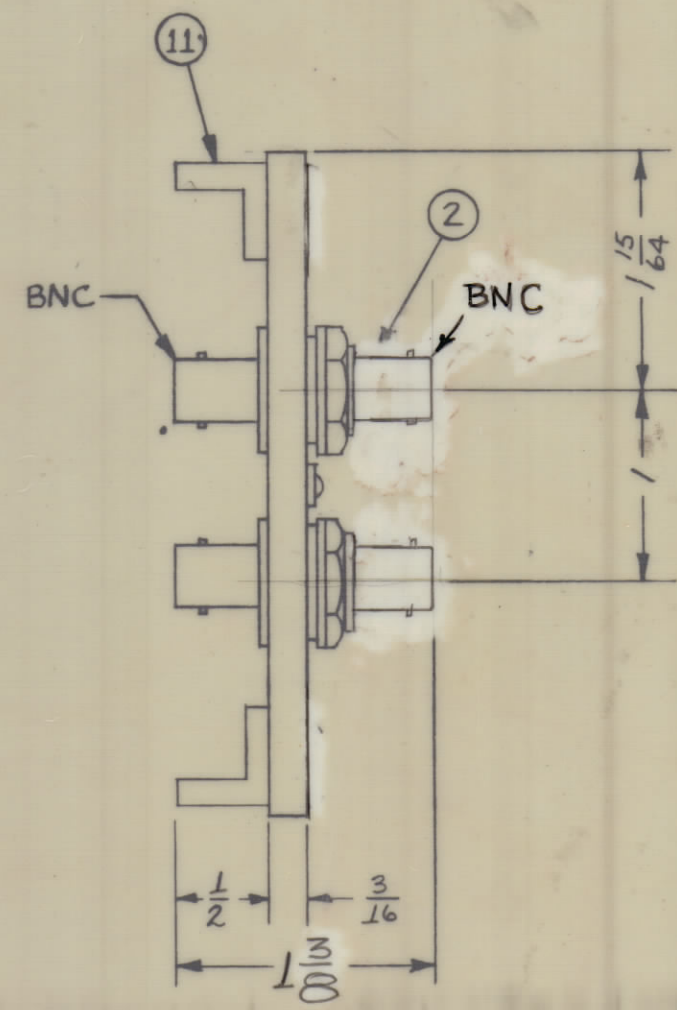


REVISIONS							
ZONE	SYM	DESCRIPTION	DATE	E.M.N. NO.	DRAFT	CHKD	APPD
	B	ORIGINAL RELEASE FOR PRODUCTION	12-11-67		RG		JLB
	A	IT. 3 WAS MS 3032	8-27-68	19032	HB		JLB
	B	ITEM 3 & ITEM 8 DELETED PICT. UPDATED ITEM 4 & 5 CHANGE	5-9-80	22063	GDL		JLB

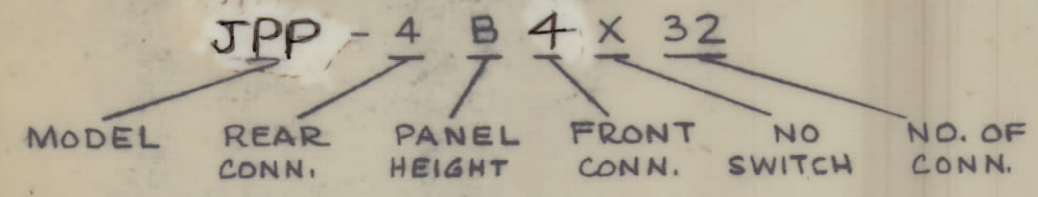


JPP-4B4X32	32	0
JPP-4B4X31	31	1
JPP-4B4X30	30	2
JPP-4B4X29	29	3
JPP-4B4X28	28	4
JPP-4B4X27	27	5
JPP-4B4X26	26	6
JPP-4B4X25	25	7
JPP-4B4X24	24	8
JPP-4B4X23	23	9
JPP-4B4X22	22	10
JPP-4B4X21	21	11
JPP-4B4X20	20	12
JPP-4B4X19	19	13
JPP-4B4X18	18	14
JPP-4B4X17	17	15
REF. JPP-4A4X16	16	0
MODEL	QUAN. ITEM 2	QUAN. ITEM 12



REQ'D.	ITEM	PART NUMBER	DESCRIPTION	SYMBOL
SEE CHART	12	HB-101-3-G	BUTTON, PLUG	
	2	PM-486	BRACE, PANEL	
	X	S721	TEST PROCEDURE	
	12	SCFP0632BNS	SCREW, MACHINE	
	8			
	3	SFB0256SN3	SCREW, THREAD CUTTING	
	1	NP-878	NAMEPLATE, IDENTIFICATION	
	2	PX-396-17	GUARD, TAB	
	2	PR-101-17	TAB, PAPER	
	3			
SEE CHART	2	JJ-243	CONNECTOR, RECEPTACLE	
	1	MS-2975	MACHINING, FRONT PANEL	

MODEL DESIGNATION



1. JACKS (ITEM 2) ARE MOUNTED FROM LEFT TO RIGHT.
2. WHEN JACK MOUNTING HOLES ARE NOT UTILIZED, PLUG BUTTONS (ITEM 12) ARE MOUNTED ON FACE OF FRONT PANEL.
3. REFER TO CHART FOR APPLICATION OF PLUG BUTTON (ITEM 12) WHEN REQUIRED.

NOTES

QTY./UNIT	JPP-4B4X32	ASSY. NO.
SCALE	CODE	
THE CONTENTS OF THIS DRAWING ARE THE EXCLUSIVE PROPERTY OF THE TECHNICAL MATERIEL CORP. ITS UNAUTHORIZED USE OR REPRODUCTION IN WHOLE OR IN PART IS STRICTLY FORBIDDEN.		

MATERIAL		LIST OF MATERIAL	
ALUMINUM	THE TECHNICAL MATERIEL CORP. MAMARONECK, NEW YORK	TITLE PATCH PANEL QUICK DISCONNECT BNC TO BNC	
FINISH S115 TMC SMOOTH GRAY ENAMEL		DRAWN DATE 12-11-67	FINAL APPROVAL DATE 12-11-67
UNLESS OTHERWISE SPECIFIED DIMENSIONS ARE IN INCHES AND INCLUDE CHEMICALLY APPLIED OR PLATED FINISHES		ELECT. DES. DATE 12-11-67	MECH. DES. DATE 12-11-67
DECIMALS .X ± .05 .XX ± .01 .XXX ± .005	TOLERANCES	FRACTIONS ± 1/64 ANGLES ± 0° 30'	REV. LTR. B

JPP-4B4X32